

A S 0 9 4 0 3 9 9 2

SEC Registration Number

G L O B A L F E R R O N I C K E L H O L D I N G S I N C

[Empty grid for company name]

(Company's Full Name)

7 F C O R P O R A T E B U S I N E S S C E N T E R 1 5 1

P A S E O D E R O X A S C O R A R N A I Z S T

M A K A T I

[Empty grid for business address]

(Business Address: No. Street City/Town/Province)

Atty. Noel Lazaro

(Contact Person)

(632) 5118229

(Company Telephone Number)

[Month Day Fiscal Year]

Month Day (Fiscal Year)

2 0 - I S

(Form Type)

[Month Day Annual Meeting]

Month Day (Annual Meeting)

[Secondary License Type]

(Secondary License Type, If Applicable)

[Dept. Requiring this Doc.]

Dept. Requiring this Doc.

[Amended Articles Number/Section]

Amended Articles Number/Section

[Total No. of Stockholders]

Total No. of Stockholders

[Total Amount of Borrowings]

Total Amount of Borrowings

Domestic

Foreign

To be accomplished by SEC Personnel concerned

[File Number]

File Number

LCU

[Document ID]

Document ID

Cashier

STAMPS

Remarks: Please use BLACK ink for scanning purposes.



# Global Ferronickel Holdings, Inc.

June 8, 2022

## **SECURITIES AND EXCHANGE COMMISSION**

Markets and Securities Regulation Department  
SEC Building, E. Delos Santos Avenue,  
Mandaluyong City, Metro Manila

Attention: Vicente Graciano P. Felizmenio, Jr.  
Director

Re: Reply to comments to the Preliminary Information Statement

Gentlemen:

We submit attached Definitive Information Statement incorporating the items in compliance to your comments dated May 31, 2022 regarding your comments on our Preliminary Information Statement filed on May 25, 2022.

Thank you for your kind attention.

Very truly yours,

A handwritten signature in black ink, appearing to read 'Eveart Grace Pomarin-Claro', written in a cursive style.

**EVEART GRACE POMARIN-CLARO**  
Corporate Secretary

Preliminary Information Statement was filed on May 24, 2022. PAF paid on May 25, 2022 under OR				
SEC Form 20-IS				
Checklist of Requirements		Page No.	Remarks	FNI Response
SRC Rule 20.3.3.5 Information Statement and Management Report shall be uploaded to Issuer's Website for downloading by interested parties			Please ensure that the DIS and other relevant documents in line with the Company's ASM will be uploaded in the Company's website. Kindly provide the link for the files.	Uploaded to website <a href="https://www.gfni.com.ph/">https://www.gfni.com.ph/</a>
Part I.				
ITEM 2. DISSENTER'S RIGHT OF APPRAISAL		page 02	Please make reference to the Revised Corporation Code.	Revised to reflect Revised Corporation Code at page 2 at a(ii) and the last paragraph
ITEM 4. VOTING SECURITIES & PRINCIPAL HOLDERS				
Furnish information required by Part IV paragraph (C) of "Annex C", as amended				
	(1) Security Ownership of Certain Record and Beneficial Owners of more than 5%:		"The shares held by Regulus Best Nickel Holdings, Inc. and Blue Eagle Elite Venture, Inc. will be voted or disposed of by the persons who shall be duly authorized by these record or beneficial shareholders for the purpose."  Please identify the authorized person to vote for/on behalf of Regulus Best Nickel Holdings, Inc. and Blue Eagle Elite Venture, Inc.	Revised to reflect that Mr. Joseph C. Sy is the authorized representative as indicated in the proxy form of Regulus Best Nickel Ventures, inc. and Blue Eagle Ventures, inc.
ITEM 6. COMPENSATION OF DIRECTORS & EXECUTIVE				
Part IV, paragraph (B) of "Annex C", as amended				
If action to be taken is with regard to election of directors, any bonus profit sharing or other compensation plan, contract or arrangement, any pension/retirement plan, granting of extension of any				
	(1) Summary Compensation Table			
	(a) Name and Principal Position (b) Year (c) Salary(P) (d) Bonus(P) (e) Other Annual Compensation	page 13	Please follow the prescribed headers of the summary compensation table. Salary, bonuses and other annual compensation should be presented separately.	Revised to reflect in page 13 the summary of compensation table of the Chairman and the 3 other executive officers' salary, bonus and other compensation.
Part III.				
MANAGEMENT REPORT				
2	Management's Discussion and Analysis (MD&A) or Plan of Operation (Required by			
	2 Management's Discussion and Analysis. MD&A helps to explain financial results. A reader of the MD&A should be able to understand the financial results of the registrant's business as discussed in the "Business" section. It shall provide			

Checklist of		Page No.	Remarks	FNI Responses
	R			
	The discussion and analysis shall focus specifically on material events and uncertainties known to management that would cause reported financial information not to be necessarily indicative of future operating results or of future financial condition. This would include descriptions and amounts of matters that would have an impact on future operations and have not			
	For both full fiscal years and interim periods, disclose the company's and its majority-owned subsidiaries' top five (5) key performance indicators. It shall include a discussion of the			
	(b) Interim Periods: Comparable discussion to assess material changes (last fiscal year and comparable interim period in the preceding year). Disclose the required		Please comply.	Added this item at page 51 to 55
3	EXTERNAL AUDIT FEES (SEC MC No. 14, Series of 2004)	page 44 45	Please comply to the required captions for External Audit Fees.	Revised to reflect remarks on required captions. Please see pages 44 to 45.
	A. Under the caption Audit and Audit-Related Fees, the aggregate fees billed for each of the last two (2) fiscal years for professional			
	1. The audit of the registrant's annual financial statements or services that are normally provided by the external auditor in			
	2. Other assurance and related services by the external auditor that are reasonably related to the performance of the audit or review of the registrant's financial statements,			
	B. Under the caption "Tax Fees", the aggregate fees billed in each of the last two (2) fiscal years for professional services rendered by the external auditor for tax accounting, compliance, advice, planning and any other form of tax			
	C. Under the caption "All Other Fees", the aggregate fees billed in each of the last two (2) fiscal years for products and services provided by the external auditor, other than the services reported under items (a) & (b) above. Registrants shall			
	D. The audit committee's approval policies and procedures for the above services			
5	Market Price of and Dividends required by Part V of Annex C as amended			
	1 Market Information			
	(a) Identification of the Principal Market or Markets where the Registrant's Common			
	If principal market is a Stock Exchange in the			
	(1) State the name of the Exchange.			
	(2) Presentation of the High and Low Sales Prices for Each Quarter within the last two (2) fiscal years and any subsequent interim period for which Financial Statements are required by SRC Rule 68.	page 45	Please include the High and Low Sales Prices for 1Q2022.  Please update the sentence below to reflect a more practicable date:  The closing price of the shares as of December 31, 2021 is at ₱2.15 per share.	Revised and reflected at page 45 and 46  The closing price of the shares as of May 31, 2022, is at ₱2.65 per share.



C h	Page No.	Remarks			
OTHER COMMENTS		<p>Disclosure requirements under Section 49 of the RCC are required. Kindly identify where we can find the following items below in the documents submitted by the Company:</p> <p>a. A description of the voting and vote tabulation procedures used in the <u>previous meeting</u>;</p> <p>b. A description of the opportunity given to stockholders or members to ask questions and a record of the questions asked and answers given;</p>	<b>Attached is the minutes of the ASM dated June 30, 2021 showing (a) to (h)</b>		
		<p>c. The matters discussed and resolutions reached;</p> <p>d. A record of the voting results for each agenda item;</p> <p>e. A list of the directors or trustees, officers and stockholders or members who attended the meeting;</p> <p>f. Material information on the current stockholders, and their voting rights;</p> <p>g. Appraisals and performance report for the board and the criteria and procedure for assessment; and</p> <p>h. Directors disclosures on self-dealing and related party transactions.</p>			



# Global Ferronickel Holdings, Inc.

## Notice of Annual Meeting of Stockholders

You are notified that the Annual Meeting of the Stockholders of GLOBAL FERRONICKEL HOLDINGS, INC. (the "Company") shall be held on Wednesday, June 29, 2022, 2:00 p.m. via webcast, to consider the following:

### AGENDA

1. Call to Order;
2. Certification of Notice and the Existence of Quorum;
3. Approval of the Minutes of the Previous Annual Stockholders' Meeting held on June 30, 2021;
4. Annual Report and Approval of the Audited Financial Statements as of December 31, 2021;
5. Election of Directors;
6. Ratification of acts of the Board of Directors and proceedings of the Board of Directors, Board Committees and Management
7. Approval of the amendment of the Third Article of the Articles of Incorporation;
8. Other Matters; and
9. Adjournment.

The Company has, in accordance with the By-Laws, fixed the close of business on May 30, 2022 as the record date for the determination of the stockholders entitled to notice of and to vote at such meeting and on any adjournment thereof ("Stockholders of Record").

In the light of the COVID-19 pandemic and to ensure the welfare and safety of our stockholders, the meeting will be conducted virtually.

Stockholders of Record may attend or participate via proxy, remote communication and vote in absentia. Stockholders are encouraged to participate in the meeting. Notice to attend the meeting, supporting documents, or accomplished ballot form or proxy forms may be sent to the Office of the Corporate Secretary at [asm2022registration@gfni.com.ph](mailto:asm2022registration@gfni.com.ph) or via courier delivery at 7<sup>th</sup> Floor, Corporate Business Center, 151 Paseo de Roxas corner Arnaiz St., Makati City on or before June 17, 2022. The detailed registration and voting procedures may be accessed at <http://www.gfni.com.ph>.

Stockholders who have successfully registered may cast their votes and will be provided access to the live streaming of the meeting. For complete information on the ASM, please visit <http://www.gfni.com.ph>.

The Definitive Information Statement along with Notice and other information related to the meeting can be accessed at <http://www.gfni.com.ph> and the PSE Edge portal.

City of Makati, Metro Manila, May 24, 2022.

  
ATTY. E. EART GRACE POMARIN-CLARO  
Corporate Secretary



# Global Ferronickel Holdings, Inc.

**Annual Stockholders' meeting  
June 29, 2022**

## **OFFICIAL VOTING BALLOT**

The undersigned stockholder of Global Ferronickel Holdings, Inc. vote as follows:

*Instruction: You may indicate your vote by marking the same with an "√" or "X" to cast a vote for all the number of shares held or you may indicate the number of shares you wish to cast under the vote taken.*

Agenda Item No.	RESOLUTION	VOTE		
		For	Against	Abstain
3	Approval of the Minutes of the Previous Annual Stockholders' Meeting held on June 30, 2021			
4	Annual Report and Approval of the Audited Financial Statements as of December 31, 2021			
5	Election of Directors			
	(1) Joseph C. Sy			
	(2) Dante R. Bravo			
	(3) Gu Zhi Fang			
	(4) Dennis Allan Ang			
	(5) Mary Belle D. Bituin			
	(6) Francis C. Chua			
	(7) Jennifer Y. Cong			
	(8) Noel B. Lazaro			
	(9) Edgardo G. Lacson (Independent Director)			
	(10) Sergio R. Ortiz-Luis, Jr. (Independent Director)			
6	Ratification of acts of the Board of Directors and proceedings of the Board of Directors, Board Committees and Management			
7	Approval of the amendment of the Third Article of the Articles of Incorporation			
8	Appointment of SGV as external auditor			

Number of Shares Held:	Signature of Stockholder or Authorized Signatory:
Date:	Printed Name of Stockholder:

- To be valid, digital or scanned copy of this proxy must be submitted on or before June 17, 2022 by email to [asm2022@gfni.com.ph](mailto:asm2022@gfni.com.ph) or by courier to 7<sup>th</sup> Floor, Corporate Business Center, 151 Paseo de Roxas corner Arnaiz Sts., Makati City, Metro Manila to the attention of the Office of corporate Secretary.
- When properly executed, this proxy will be voted in the manner directed above by the stockholder. If no direction is made, this proxy will be voted for the election of all nominees and for the approval of all the matters stated above and for such matters as may properly come before the meeting in the manner described in the Information Statement and/or as recommended by Management or the Board of Directors.
- A stockholder giving a proxy has the power to revoke it at any time before the right granted is exercised, by email to [asm2022@gfni.com.ph](mailto:asm2022@gfni.com.ph) or by courier to 7<sup>th</sup> Floor, Corporate Business Center, 151 Paseo de Roxas corner Arnaiz Sts., Makati City, Metro Manila to the attention of the Office of corporate Secretary. A proxy is also considered revoked if the stockholder registers for voting via remote communications or in absentia.
- Notarization of this proxy is not required.

**SECURITIES AND EXCHANGE COMMISSION  
SEC FORM 20-IS  
INFORMATION STATEMENT PURSUANT TO SECTION 20  
OF THE SECURITIES REGULATION CODE**

1. Check the appropriate box:  
 Preliminary Information Statement  
 Definitive Information Statement
2. Name of Registrant as specified in its charter  
**Global Ferronickel Holdings, Inc.**
3. Province, country or other jurisdiction of incorporation or organization  
**Metro Manila, Philippines**
4. SEC Identification Number: **ASO94-003992**
5. BIR Tax Identification Code: **003-871-592**
6. Address of Principal Office:  
**7<sup>th</sup> Floor, Corporate Business Centre, 151 Paseo De Roxas corner Arnaiz Street,  
Makati City, Metro Manila, Philippines**
7. Registrant's telephone number, including area code: (632) 8519-7888
8. Date, time and place of the meeting of security holders:  
**Date: June 29, 2022, Wednesday**  
**Time: 02:00 p.m.**  
**Place/Venue:** Via videoconference/livestream from 7<sup>th</sup> Floor, Corporate Business Centre, 151  
Paseo de Roxas corner Arnaiz Street, Makati City  
Registered stockholders will be provided a meeting ID, password and link to the zoom  
meeting through their registered email addresses
9. Approximate date on which the Information Statement is first to be sent or given to security  
holders: **June 8, 2022**
10. Securities registered under Sections 8 and 12 of the Code or Sections 4 and 8 of the RSA  
(information on the number of shares and amount of debt is applicable only to corporate  
registrants).

Title of Each Class	<u>Number of Shares of Common Stock</u> <u>Outstanding</u> or Amount of Debt Outstanding
<b>Common Shares</b>	<b>5,199,872,829 shares</b>

11. Are any or all of registrant's securities listed on a Stock Exchange?  
Yes  No

If yes, disclose the name of such Stock Exchange and the class of securities listed therein:

<b>Philippine Stock Exchange</b>	
<b>Common Shares</b>	<b>6,072,357,151 shares</b>

## GENERAL INFORMATION

### Date, Time and Place of Meeting of Security Holders (“Annual Stockholders’ Meeting”)

Date of Meeting: June 29, 2022, Wednesday  
Time of Meeting: 02:00 p.m.  
Place/Venue of Meeting: Videoconference/livestream from 7<sup>th</sup> Floor, Corporate Business Center, 151 Paseo de Roxas cor. Arnaiz St., Makati City, Metro Manila

The meeting ID, password and link to the zoom meeting will be provided to registered stockholders via their registered emails.

For more ASM details, please visit <http://www.gfni.com.ph/investor-relations/annual-stockholders-meeting/>

Registrant’s Mailing Address: **7th Floor, Corporate Business Centre,  
151 Paseo De Roxas cor. Arnaiz Street,  
Makati City, Metro Manila, Philippines**

The approximate date on which the information statement is first to be sent or given to the security holder is **June 8, 2022**.

### Dissenters' Right of Appraisal

A stockholder of the Company may exercise his appraisal right against certain corporate matters or actions and in the manner provided in Title X of the Revised Corporation Code as follows:

- a. A stockholder will be entitled to exercise his appraisal right in case any of the following matters or actions occurs:
  - i. In case of any amendment to the Articles of Incorporation has the effect of changing or restricting the rights of any shareholder or any class of shares, or of authorizing preferences in any respect superior to those of outstanding shares of any class, or of extending or shortening the term of the Company’s corporate existence;
  - ii. In case of sale, lease, exchange, transfer, mortgage, pledge or other disposition of all or substantially all of the corporate property and assets as provided in the Revised Corporation Code;
  - iii. In case of merger or consolidation of the Company with another corporation; and
  - iv. In case of investment of corporate funds for any purpose other than the primary purpose of the Company.
- b. A stockholder must have voted against the proposed corporate action in order to avail himself of the appraisal right;
- c. The dissenting stockholder shall make a written demand on the Company for payment of the fair value of his shares within thirty (30) days after the date on which the vote was taken. The

failure of the stockholder to make the demand within such period shall be deemed a waiver of his appraisal right;

- d. If the proposed corporate action is implemented or effected, the Company shall pay to such dissenting stockholder, upon surrender of the certificate(s) of stock representing his shares within ten (10) days after demanding payment of his shares, the fair value thereof, provided the Company has unrestricted retained earnings; and
- e. Upon payment of the agreed or awarded price, the stockholder shall forthwith transfer his shares to the Company.

There are no corporate matters or actions that will entitle dissenting stockholders to exercise their right of appraisal as provided in Title X of the Revised Corporation Code.

#### **Interest of Certain Persons in or Opposition to Matters to be Acted Upon**

- (a) No current director, nominee for election as director, associate of the nominee or executive officer of the Company at any time since the beginning of the last fiscal year has had any substantial interest, direct or indirect, by security holdings or otherwise, in any matter to be acted upon in the agenda of the annual stockholders' meeting other than the election of directors.
- (b) None of the incumbent directors has informed the Company in writing of an intention to oppose any action to be taken by the Company at the Annual Stockholders' Meeting.

### **CONTROL AND COMPENSATION INFORMATION**

#### **Voting Securities and Principal Holders Thereof**

- (a) The Company has 5,199,872,829 outstanding shares as of April 30, 2022, all of which are common shares of stock. As of April 30, 2022, 1,845,504,321 common shares, or equivalent to 35.49% of the outstanding shares, are owned by foreigners. Each share is entitled to one vote.
- (b) In accordance with the By-Laws of the Company, the Board of Directors has set May 30, 2022 as the record date for the purpose of determining stockholders entitled to notice of and to vote at the Annual Stockholders' Meeting. All stockholders of record on May 30, 2022 are entitled to notice and to vote at the Annual Stockholders' Meeting.

#### **Voting Procedures**

##### **Vote Required**

- a. Each share of the common stock outstanding on the record date will be entitled to one (1) vote on all matters.

- b. In the election of directors, the ten (10) nominees with the greatest number of votes will be elected directors. If the number of nominees does not exceed the number of directors to be elected, the Secretary of the meeting, upon motion made, is instructed to cast all votes represented at the meeting in favor of the nominees. However, if the number of nominees exceeds the number of directors to be elected, voting shall be done by ballots. Cumulative voting shall be followed.
- c. Only those stockholders who have notified the Company of their intention to participate in the meeting through remote communication, together with the stockholders who voted in absentia and by proxy, will be included in the determination of quorum at the meeting. By participating remotely and by proxy, a stockholder shall be deemed present for purposes of quorum. The vote of the stockholders representing the majority of the quorum shall be required to approve any action submitted to the stockholders for approval
- d. For all proposals or matters submitted to a vote, the affirmative vote of stockholders holding at least a majority of the Company's outstanding capital stock present or represented by proxy and entitled to vote shall be necessary. Unless required by law, or the stockholders, in this meeting, the shares will be voted by casting it in the official ballot or proxy form submitted on or before the end of business day of June 17, 2022.
- c. Counting of votes shall be done by the Corporate Secretary or Assistant Corporate Secretary with the assistance of the independent auditors and the Company's stock transfer agent.

#### Voting Method

##### A. Registration.

All stockholders of record may register until the close of business day of June 17, 2022. They are required to provide a valid identification card, an active email address and active contact number. For corporate stockholders, proof of authority of the representative is required (i.e. Secretary's Certificate of appointment of the authorized representative). A confirmation email will be sent no later than 3 calendar days to the stockholder once registration is complete or lacking requirements need to be provided.

##### B. Voting.

A registered stockholder may vote:

1. *Ballot.* A registered stockholder may electronically vote in absentia. After registration, the stockholder may cast votes on the agenda items for approval by accomplishing a ballot. Each stock is entitled to one vote. Hence, the total number of votes the stockholder is allowed to cast shall be based on the number of shares he/she owns. The accomplished ballot should be submitted via email to [asm2022@gfni.com.ph](mailto:asm2022@gfni.com.ph) before June 17, 2022. A confirmation email will be sent no later than 3 calendar days to the stockholder that his/her vote has been recorded.
2. *Proxy.* A registered stockholder may vote by proxy. Stockholders may execute the proxy form (available on the website or requested via email) and send a scanned copy to [asm2022@gfni.com.ph](mailto:asm2022@gfni.com.ph) before the end of business day of June 17, 2022.

3. If a stockholder avails of the option to cast his/her vote electronically in absentia and also issues proxy votes with differing instructions, the duly accomplished ballots sent through email shall be the one counted.

C. Livestream

A link to the meeting will be sent to all registered stockholders to access the meeting. Technical assistance prior and during the meeting is available and may be requested via email to [asm2022@gfni.com.ph](mailto:asm2022@gfni.com.ph). After the meeting, a recording of the proceeding will be posted on [gfni.com.ph](http://gfni.com.ph) and may also be requested by email to [asm2022@gfni.com.ph](mailto:asm2022@gfni.com.ph).

D. Question and Answer

Registered stockholders may send their questions and/or comments prior to the ASM through email at [asm2022@gfni.com.ph](mailto:asm2022@gfni.com.ph) until close of business day of June 27, 2022. Questions/comments received but not entertained during the open forum due to time constraints will be addressed separately via email response.

For clarifications, please contact the Office of the Corporate Secretary via email at [epclaro@gfni.com.ph](mailto:epclaro@gfni.com.ph).

### Security Ownership of Certain Record and Beneficial Owners and Management

As of March 31, 2022, the following persons or groups are known to the Company as directly or indirectly the record or beneficial owners of more than five (5%) of the Company's voting securities:

Title of Class	Name, Address of Record Owner and Relationship with Issuer	Name of Beneficial Owner and Relationship with Record Owner	Citizenship	No. of Shares Held	Percent of Ownership
Common	PCD Nominee Corporation G/F Makati Stock Exchange Building, 6767 Ayala Avenue, Makati City Shareholder	Direct- Please see note below	Filipino	2,159,388,375	41.53%
Common	PCD Nominee Corporation G/F Makati Stock Exchange Building, 6767 Ayala Avenue, Makati City Shareholder	Direct- Please see note below	Non-Filipino	1,846,346,779	35.51%
Common	Regulus Best Nickel Holdings, Inc.	Direct; Joseph C. Sy	Filipino	523,154,668	10.06%



	7 <sup>th</sup> Floor, Corporate Business Center, 151 Paseo de Roxas cor. Arnaiz St., Makati City Shareholder				
Common	Blue Eagle Elite Venture, Inc. 7 <sup>th</sup> Floor, Corporate Business Center, 151 Paseo de Roxas cor. Arnaiz St., Makati City Shareholder	Direct; Joseph C. Sy	Filipino	348,769,779	6.71%

PCD Nominee Corporation (“PCDNC”) is a wholly-owned subsidiary of PCD. The beneficial owners of such shares registered under the name of PCDNC are PCD’s participants who hold the shares on their own behalf or on behalf of their clients. The PCD is prohibited from voting these shares. Instead, the participants have the power to decide how the PCD shares in the Company are to be voted.

As of March 31, 2022, the participants of PCDNC who own more than 5% of the Company’s outstanding capital are as follows:

Title of Class	Name, Address of Record Owner and Relationship with Issuer	Name of Beneficial Owner and Relationship with Record Owner	Citizenship	No. of Shares Held	Percent of Ownership
Common	BA Securities, Inc.	Direct	Filipino	2,522,392,051	48.51%
Common	Maybank Atr Kim Eng Securities, Inc.	Direct	Filipino	912,320,219	17.54%

The shares held by Regulus Best Nickel Holdings, Inc. and Blue Eagle Elite Venture, Inc. will be voted or disposed of by the persons who shall be duly authorized by these record or beneficial shareholders for the purpose who is usually its President, Mr. Joseph C. Sy.

#### Security Ownership of Directors and Officers as of April 30, 2022

Title of Class	Name of Beneficial Owner	Amount and Nature of Beneficial Ownership	Citizenship	% of Total Outstanding Shares
Common	Joseph C. Sy	5,019,049 (direct) 2,201,628,236 (indirect)	Filipino	42.34%
Common	Dante R. Bravo	25,271,947 (direct)	Filipino	0.49%
Common	Gu Zhi Fang	1 (direct)	Chinese	0.00%
Common	Francis C. Chua	350 (direct)	Filipino	0.00%
Common	Dennis Allan T. Ang	16,000,000 (direct)	Filipino	0.31%
Common	Mary Belle D. Bituin	1,630,524(direct)	Filipino	0.03%

Common	Jennifer Y. Cong	225,812(direct)	Taiwanese	0.00%
Common	Edgardo G. Lacson	1(direct)	Filipino	0.00%
Common	Sergio R. Ortiz-Luis Jr.	1(direct)	Filipino	0.00%
Common	Noel B. Lazaro	3,231,733 (direct)	Filipino	0.06%
Common	Carlo Matilac	1,733,227 (direct)	Filipino	0.04%
Common	Eveart Grace P. Claro	10,000(direct)	Filipino	0.00%
Common	Mario A. Nevado	726,552 (direct)	Filipino	0.01%
<b>TOTAL</b>		<b>2,255,477,433</b>		<b>43.28%</b>

### **Voting Trust Holders of 5.0% or More**

There were no persons holding more than 5.0% of a class of shares of the Company under a voting trust or similar agreement as of the date of this Report.

### **Change in Control**

As of the date of this Prospectus, there are no arrangements which may result in a change in control of the Company.

### **BOARD OF DIRECTORS AND EXECUTIVE OFFICERS**

The following are the incumbent directors and officers of the Company:

<b>Name of Directors</b>	<b>Age</b>	<b>Nationality</b>	<b>Position</b>
Joseph C. Sy	55	Filipino	Chairman of the Board of Directors and Director
Dante R. Bravo	46	Filipino	President and Director
Gu Zhi Fang	48	Chinese	Director
Dennis Allan T. Ang	45	Filipino	Director
Mary Belle D. Bituin	54	Filipino	Treasurer/ Senior Vice President for Finance/ Human Resources Department/ Director
Francis C. Chua	73	Filipino	Director
Jennifer Y. Cong	37	Taiwanese	Director
Noel B. Lazaro	52	Filipino	Regular Director/Senior Vice President for Legal and Regulatory Affairs, and Corporate Information Officer
Edgardo G. Lacson	78	Filipino	Independent Director
Sergio R. Ortiz-Luis Jr.	79	Filipino	Independent Director

<b>Name of Officers</b>	<b>Age</b>	<b>Nationality</b>	<b>Position</b>
Carlo Matilac	49	Filipino	Senior Vice President for Operations
Eveart Grace Pomarin-Claro	41	Filipino	Corporate Secretary/ Alternate Corporate Information Officer
Mario A. Nevado	67	Filipino	Compliance Officer

The Nomination's Committee is composed of its Chairman Mr. Edgardo G. Lacson and members Ms. Mary Belle D. Bituin and Mr. Dante R. Bravo.

Upon recommendation of the Company's Nomination Committee as required by the Company's Manual on Corporate Governance, the following are nominated for re-election or election to the position stated below for the year 2022-2023, to hold office as such for one year or until their successors shall have been duly elected and qualified.

	<b>Name of Nominee</b>	<b>Position</b>
1	Joseph C. Sy	Regular Director
2	Dante R. Bravo	Regular Director
3	Gu Zhi Fang	Regular Director
4	Dennis Allan T. Ang	Regular Director
5	Francis C. Chua	Regular Director
6	Mary Belle D. Bituin	Regular Director
7	Jennifer Cong	Regular Director
8	Noel B. Lazaro	Regular Director
9	Edgardo G. Lacson	Independent Director
10	Sergio R. Ortiz-Luis Jr.	Independent Director

The business experience for the past five years of each of our nominee directors is set forth below.

**Joseph C. Sy**

*Chairman, and Director*

Mr. Sy became Chairman of the Board of Directors on August 6, 2015. He became president of PGMC and Company in July 2011 and on August 29, 2014, respectively, until he was elected as Director and Chairman on August 6, 2015. He is also the Director and Chairman of SIRC, PCSSC, FSC, FSLC, SNPSI, and the Southeast Palawan Group. He is also Chairman and President of Ferrochrome Resources Inc.. Mr. Sy has decades of experience in managing and heading companies engaged in mining and mineral exploration and development. He is also a member of business associations and holds positions such as the Director of Mining for the Philippine Chamber of Commerce and Industry, Treasurer of the Philippine Nickel Industry Association, Inc., President of the Chamber of Philippines - China Economy & Trade Promotion, Inc., Honorary Chairman of the Philippine Silk Road Chamber of International Commerce and Vice-President of the International Chamber of International Commerce. Mr. Sy also holds titles of Honorary Consul of the Lao People's Democratic Republic and Rear Admiral of the Philippine Coast Guard Auxiliary Executive Squadron. He was conferred as Doctorate Fellow of the Academy of Multi-Skills, United Kingdom.

**Dante R. Bravo**

*President and Director*

Mr. Bravo became the President of the Company on August 6, 2015. He previously served as Executive Vice President of the Company. He has been a Director, Executive Vice President and Corporate Secretary of PGMC since 2011. He was Chief Finance Officer of PGMC from 2011 to 2013. He is also an attorney-at-law and a Certified Public Accountant in the Philippines. Mr. Bravo served as a Director from 2004 to 2011 and a Senior Associate from 2002 to 2004 at SGV. He is a professor of law at San Beda College and a lecturer for the Mandatory Continuing Legal Education Program for lawyers. He was the Chief Political Affairs Officer of Congressman Mr. Narciso R.

Bravo Jr. He holds a Bachelor of Laws degree from San Beda College and a Bachelor of Accountancy degree from the University of Santo Tomas. Mr. Bravo has more than 10 years of corporate management experience. He placed 10th in the 2001 Philippine Bar Examinations.

**Mary Belle D. Bituin**

*Chief Financial Officer and Treasurer and Director*

Ms. Bituin became a Director of the Company on November 2, 2015. Ms. Bituin holds a Bachelor of Science degree in Business Administration, majoring in accounting from Philippine School of Business Administration Manila. She is a Certified Public Accountant. She was Vice President for Business Transformation of Globe Telecom, Inc. She was the international auditor for the International Auditor for International Audits at the Cooperative for Assistance and Relief Everywhere (CARE), a leading international humanitarian organization fighting global poverty based in Atlanta, Georgia USA, from 1994 to 1998. She was also a senior auditor at SGV & Co. where she worked from 1988 to 1994.

**Noel B. Lazaro**

*Senior Vice President for Legal and Regulatory Affairs and Corporate Information Officer and Director*

Mr. Lazaro became a Director of the Company on March 14, 2018. He was the Corporate Secretary from October 22, 2014 to August 24, 2018. He also acts as its Senior Vice President for Legal and Regulatory Affairs and Corporate Information Officer. He joined PGMC on August 1, 2014. He is a Director and Corporate Secretary of Southeast Palawan, PCSSC and SIRC. Mr. Lazaro served as a Partner for Siguion Reyna Montecillo & Ongsiako, an Associate at SyCip Salazar Hernandez & Gatmaitan, a Professorial Lecturer for the Lyceum of the Philippines College of Law, and the De la Salle University Graduate School of Business and Far Eastern University Institute of Law, Master of Business Administration-Juris Doctor Dual Degree Program and Manila Adventist School of Law and Jurisprudence. He completed his Bachelor of Laws degree from the University of the Philippines College of Law and placed 19<sup>th</sup> in the 1995 Philippine Bar Examinations.

**Gu Zhi Fang**

*Director*

Ms. Gu Zhi Fang became a director of the Company on October 22, 2014. She has been a director of Ferrochrome Resources, Inc. since 2011. She has also been a director and general manager of Jiangsu Lianhua Paper Ltd., Wujiang, Jiangsu Province, China. She is a visiting professor at the Kunming Metallurgy College in Kunming, China. She holds a degree in International Trade from Suzhou University. She was conferred as Doctorate Fellow of the Academy of Multi-Skills, United Kingdom.

**Dennis Allan T. Ang**

*Director*

Mr. Ang became a Director of the Company on August 10, 2015. He has been the Corporate Secretary of Maxima Machineries, Inc. since February 2009. He is the System Architect and Lead Programmer of Engagement Workflow System Architecture Development since July 2015. He founded Full Metro Gear Corp. and Engagement, Inc in 2014 and 2007, respectively. He occupied several key positions in Asian Institute of Management from 2001 to 2006. Mr. Ang holds a degree in Bachelor of Science in Management Information Systems from Ateneo de Manila University and a Masters degree in Business Administration from Asian Institute of Management.

**Francis C. Chua***Director*

Mr. Chua became a director of the Company on October 22, 2014. He is currently the Honorary Consulate General of the Republic of Peru and the honorary president of the Federation of Filipino Chinese Chamber of Commerce and Industry. He is also the president emeritus of the Chamber of Commerce of the Philippines Foundations. Mr. Chua also served as the special envoy on Trade and Investments in China. He holds a Bachelor of Science in Industrial Engineering from the University of the Philippines, College of Engineering and doctorate degrees in humanities and business technology from the Central Luzon State University and the Eulogio Amang Rodriguez Institute of Science and Technology, respectively.

**Jennifer Yu Cong***Director*

Ms. Jennifer Yu Cong became a director of the Company on February 10, 2021. She joined Platinum Group Metals Corporation in 2011 and was assigned to the Billing & Collection Department. Fluent in Chinese language, she was transferred to the Marketing Department where she is assigned to handle buyer and ship-owner concerns from 2012 up to present. She obtained her degree in Chinese Language at the Huaqiao University in Xiamen, China. Prior to obtaining her degree, she also took up business related subjects in Chiang Kai Shek College and University of Santo Tomas here in the Philippines.

**Edgardo Gapuz Lacson***Independent Director*

Mr. Edgardo Gapuz Lacson became a Director of the Company on June 29, 2016. Mr. Lacson is a Director of the Philippine Stock Exchange and Puregold Price Club, Inc. He is also a Trustee of De La Salle University, Home Development Mutual Fund, ADR Institute for Strategic and International Studies and Philippine Disaster Recovery Foundation. Mr. Lacson is a President of MIS Maritime Corporation, Safe Seas Shipping Agency, Marine Industrial Supply Corporation and EML Realty. He is also a Trustee, Past President and Honorary Chairman of the Philippine Chamber of Commerce and Industry. He holds a Bachelor of Science in Commerce Major in Accountancy from the De La Salle College.

**Sergio R. Ortiz-Luis Jr.***Independent Director*

Mr. Sergio Ortiz-Luis Jr. became a Director of the Company on August 5, 2020. Mr. Ortiz-Luis Jr is also an Independent Director of other publicly listed companies namely: Alliance Global Group, Inc., Forum Pacific, Inc., Jollville Holdings and SPC Power Corporation. He is also the Chairman of Waterfront Philippines, Inc. and a director of Wellex Industries, Incorporated. He is Vice-Chairman of Export Development Council, member of Industry Development Council and a private sector representative in The Philippine Bamboo Council. Also, an Honorary Chairman and Treasurer of the Philippine Chamber of Commerce & Industry and President & CEO of Philippine Exporters Confederations, Inc. He has been appointed Honorary Consul General of the Consulate of Romania in the Philippines (2015 to present), Treasurer of Consular Corps of the Philippines and Honorary Adviser of International Association of Educators for World Peace. He was also the recipient of the

Sino Phil Asia International Peace Award and the Gawad Parangal ng Rizal in Entrepreneurship in 2019 and 2017, respectively.

Mr. Ortiz-Luis Jr. obtained his Bachelor of Science in Liberal Arts and in Business Administration from the De La Salle College. He is also a Masters in Business Administration Candidate at De La Salle College. He has a PhD in Business Administration hc from Angeles University foundation, PhD in Humanities hc from Central Luzon Agricultural College, PhD in Business Technology hc from Eugelio Rodriguez University, and PhD in Capital Management hc from the Academy of Multiskills, UK.

## **OTHER EXECUTIVE OFFICERS WHO ARE NOT DIRECTORS**

### **Carlo A. Matilac**

*Senior Vice President Operations*

Mr. Matilac became the Senior Vice President for Operations on August 1, 2014. In 1994, Mr. Matilac graduated with a Bachelor of Science in BS Mining Engineering in Cebu Institute of Technology in 1994 and thereafter passed the 1994 Mining Engineer Licensure Exam garnering 1<sup>st</sup> Place. Mr. Matilac has more than 19 years of technical and engineering experience in managing companies engaged in mining and mineral exploration development. Prior to his current position, Mr. Matilac served as a technical specialist for BHP Billiton and QNI, and a mine engineering superintendent for Manila Mining Corp. He also holds a Masters in Business Administration from Saint Paul University.

### **Eveart Grace Pomarin-Claro**

*Corporate Secretary and Alternate Corporate Information Officer*

Ms. Pomarin Claro became Corporate Secretary of the Company on August 24, 2018. She was the Assistant Corporate Secretary and Alternate Corporate Information Officer of the Company from September 10, 2014 until on August 23, 2018. Ms. Pomarin-Claro served as Corporate Secretary of the Company from February 1, 2014 to August 29, 2014. She is the Executive Legal Officer of PGMC. She is Assistant Corporate Secretary of PGMC, SIRC and the Corporate Secretary of Ipilan Nickel Corporation, Nickel Laterite Resources, Inc. and Celestial Nickel Mining Exploration Corporation. She completed a Bachelor of Laws from University of St. La Salle.

### **Mario A. Nevado**

*Compliance Officer*

Mr. Nevado became Compliance Officer of the Company on August 24, 2018. He has been with PGMC since 2007 and became the Assistant Vice President for Finance in 2011. He completed his Bachelors of Science degree in Accounting from the Philippine College of Commerce (now the Polytechnic University of the Philippines), and is a Certified Public Accountant. He has a solid background in financial services by working in various reputable companies. He held various positions as Manager of the Money Market Division, Purchasing Division of the Philippine National Bank (PNB), and of PNB Capital and Investment Corporation, a subsidiary of PNB. He also worked as an Accountant of Philippine Bread House in New Jersey, USA.

## **Significant Employees**

No single person is expected to contribute more significantly than others do to the business since the Company considers the collective efforts of all its employees as instrumental to the overall success of the Company's performance. Other than standard employment contracts, there are no arrangements with non-executive employees that will assure the continued stay of these employees with the Company.

### **Involvement In Certain Legal Proceedings Of Directors And Executive Officers**

Save as disclosed in this Information Statement, to the best of the Company's knowledge and belief and after due inquiry, none of the Company's directors, nominees for election as director, or executive officer have in the five (5) -year period prior to the date of this Prospectus: (a) had any petition filed by or against any business of which such person was a general partner or executive officer either at the time of the bankruptcy or within a two (2) -year period of that time; (b) have been convicted by final judgment in a criminal proceeding, domestic or foreign, or have been subjected to a pending proceeding in courts of a criminal nature, domestic or foreign, excluding traffic violations and other minor offenses except as those disclosed in the public domain; (c) have been the subject of any order, judgment, or decree, not subsequently reversed, suspended or vacated, of any court of competent jurisdiction, domestic or foreign, permanently or temporarily enjoining, barring, suspending or otherwise limiting their involvement in any type of business, securities, commodities or banking activities; or (d) have been found by a domestic or foreign court of competent jurisdiction (in a civil action), the SEC or comparable foreign body, or a domestic or foreign exchange or other organized trading market or self-regulatory organization, to have violated a securities or commodities law or regulation, such judgment having not been reversed, suspended, or vacated.

### **Certain Relationships and Related Transactions**

There are no transactions during the past two (2) years to which the Company or any of its subsidiaries was or is to be a party, and in which a director, executive officer, stockholder owning ten percent (10%) or more and members of their immediate family had or are to have a direct or indirect material interest, except as mentioned in Note 29 of the audited consolidated financial statements for the period ended December 31, 2021 (Annex A) which provides information on the Company's significant transactions with related parties.

There are no transactions with parties that fall outside the definition of "related parties" under PAS 24, with whom the Company or its related parties have a relationship that enables the parties to negotiate terms of material transactions that may not be available from other, more clearly independent parties on an arm's length basis.

### **Disagreement with Director**

No director has resigned nor declined to stand for re-election to the Board of Directors since the date of the last Annual Stockholders' Meeting because of a disagreement with the Company on any matter relating to the latter's operations, policies, or practices.

## COMPENSATION OF DIRECTORS AND EXECUTIVE OFFICERS

### Compensation

The following table identifies and summarizes the director's fees of the Chairman and the three (3) other executive officers of the registrant for the years ended December 31, 2021 and estimated amount for the year ended December 31, 2022:

Name and Position	Fiscal year	Annual Salary	Bonus	Other Compensation (In million ₱)
<b>Joseph C. Sy</b> Chairman of the Board of Directors and Managing Director	2022 estimated 2021	0	0	1.846
<b>Dante R. Bravo</b> President and Managing Director	2022 estimated 2021	0	0	1.846
<b>Mary Belle D. Bituin</b> Treasurer/ Senior Vice President for Finance/ Human Resources Department/ Managing Director	2022 estimated 2021	0	0	1.764
<b>Noel B. Lazaro</b> Senior Vice President for Legal and Regulatory Affairs and Corporate Information Officer	2022 estimated 2021	0	0	1.764

The Compensation and Remuneration Committee comprises at least three (3) members, including the President and one (1) independent director. It ensures that the compensation policies and practices are consistent with the corporate culture, strategy and business environment under which the Company operates. It is responsible for objectively recommending a formal and transparent framework of remuneration and evaluation for the members of the Board and the Company's key executives to enable the directors and officers to run the company successfully. It evaluates and recommends to the Board incentives and other equity-based plans designed to attract and retain qualified and competent individuals.

The Compensation and Remuneration Committee reports directly to the Board and is required to meet at least once a year and provides overall direction on the compensation and benefits strategy of the Company. The composition of the Compensation and Remuneration Committee consist of three (3) members, including Mr. Sergio R. Ortiz-Luis Jr. as chairman, and Mr. Joseph C. Sy and Atty. Dante R. Bravo as members.

### Standard Arrangements

Other than payment of a fixed monthly director's fee of ₱100,000, there are neither per diem nor other standard arrangements pursuant to which directors of the Company are compensated, or were compensated, directly or indirectly, for any services provided as a director and for their committee participation or special assignments.



## **Other Arrangements**

There are no other arrangements pursuant to which any director of the Company was compensated, or to be compensated, directly or indirectly, for any service provided as a director.

## **Family Relationships**

There are no family relationships between any Directors and any members of the Company's senior management as of the date of this Information Statement, except Mr. Sy and Ms. Gu who are husband and wife.

## **Employment Contracts**

- a) There are no employment contracts between the Company and a named executive officer.
- b) Neither is there a compensatory plan or arrangement, including payments to be received from the Company, with respect to a named executive officer, which plan or arrangement results or will result from the resignation, retirement or any other termination of such executive officer's employment with the Company and its subsidiaries or from a change-in-control of the Company or a change in the named executive officer's responsibilities following a change-in-control and the amount involved, including all periodic payments or installments, exceeding ₱2,500,000.

## **Warrants and Options Outstanding**

As of the date of this Information Statement, there are no outstanding warrants or options held by the President, the CEO, the named executive officers, and all officers and directors as a group.

## **CORPORATE GOVERNANCE**

In 2011, the Corporation adopted a Revised Manual on Corporate Governance pursuant to SEC Memorandum Circular No. 6, Series of 2009 and in amendment of its Manual on Corporate Governance (dated August 21, 2002 as amended in June 2010).

The duties and responsibilities of the Board of Directors and management were expanded under SEC Memorandum Circular No. 9, Series of 2014, to consider not only the stockholders but also other stakeholders which include, among others, customers, employees, suppliers, financiers, government and the community in which it operates. Hence, a Revised Manual on Corporate Governance was filed on July 24, 2014.

On December 1, 2014, the Board of Directors approved the Confirmation of Adoption of Manual of Corporate Governance of the Company in view of the change in management and majority stockholders.

In 2016, the Code of Corporate Governance for Publicly-Listed Companies was introduced based on the latest G20/OECD Principles of corporate governance and the Association of Southeast Asian Nations Corporate Governance Scorecard. In compliance with SEC Memorandum Circular No. 19, Series of 2016, the Corporation filed its Manual on Corporate Governance on May 31, 2017.

The Corporation also files its Integrated Annual Corporate Governance Report periodically required under SEC Memorandum Circular No. 15, Series of 2017. Last filing at the time of this report was on June 30, 2021.

To ensure compliance with the Revised Manual on Corporate Governance, the Compliance Officer shall, among other things, (i) monitor compliance with the provisions and requirements of the Revised

Manual on Corporate Governance, (ii) determine violations thereof and recommend possible penalties for violation for further review and approval of the Board, and (iii) identify, monitor, and control compliance risks. Further, not later than 30<sup>th</sup> day of January each year, the Compliance Officer shall issue a certification on the extent of the Company's compliance with its Revised Manual on Corporate Governance for the completed year and explain the reason/s for any deviation therefrom.

On January 4, 2022, the Compliance Officer has issued a certification that for calendar year 2021, the Corporation substantially adopted and complied with the provisions of the Manual on Corporate Governance (Model Corporation), as prescribed by SEC Memorandum Circular No. 24, Series of 2019 and does not have any significant deviation therefrom.

## **COMPENSATION PLANS**

On June 29, 2016, the BOD and stockholders of the Parent Company approved the establishment of an ESOP (which covers the qualified employees of the subsidiaries of the Parent Company), the details of which shall be subject to the approval of the Compensation Committee. On May 9, 2017, the Compensation Committee and the BOD approved the Employee Stock Option Master Plan which is a share-based compensation plan. It also approved the granting of the First Tranche which comprised the 20,000,000 option grants to be vested over three (3) years at a strike price of ₱2.00 and 20,000,000 share/stock grants to be granted over two (2) years (i.e., 10,000,000 share/stock grants each year).

### *Special Stock Grant*

The stock grant agreement in relation to the Employee Stock Option Master Plan was executed on December 27, 2017, the grant date, between the Parent Company and the grantees. A total of 10,100,000 treasury shares of the Parent Company was granted to PGMC, then subsequently issued and awarded by PGMC to its employees as recognition for their past services. The basic terms and conditions of the stock grant are as follows:

- The participants of the special stock grant are the officers and employees of its significantly owned subsidiaries as selected and approved by the Compensation Committee;
- The shares granted under the 2017 Plan will be registered in the employee's name and will have a lock-in period of two (2) years from the date of grant;
- As the owner of record, the employee will have the right to vote shares and receive dividends; and
- During the lock-in period, such shares of stocks granted may not be sold, assigned, transferred, pledged, hypothecated, or otherwise encumbered or disposed of. Pursuant to this, the certificate covering the shares of stock will be held in escrow by the designated escrow agent, and will be released at the end of the lock-in period.

The second tranche of the Stock Grant was executed on December 28, 2018, the grant date, between the Parent Company and the grantees. A total of 9,900,000 treasury shares of the Parent Company was granted to PGMC, then subsequently issued and awarded by PGMC to its employees as recognition for their past services. The basic terms and conditions of the stock grant are the same as that of the 2017 Stock Grant. As of date, the stock grants have been released to the grantees since the lapse of the lock-in periods.

### **Appointment of Stock and Transfer Agent**

Securities Transfer Services, Inc. ("STSI") is recommended to be retained as the Company's stock and transfer agent for the ensuing year. Representatives of STSI are expected to be present at the

upcoming Annual Stockholders' Meeting to respond to appropriate questions and to make a statement if they so desire.

### **Financial and Other Information**

The audited financial statements as of December 31, 2021, Management Discussion and Analysis, market price of shares and dividends and other data related to the Company's financial information is attached.

## **OTHER MATTERS**

### **Action with Respect to Reports**

The approval of the following will be considered during the Annual Stockholders' Meeting:

1. Approval of the Minutes of the Previous Annual Stockholders' Meeting held on June 30, 2021
2. Annual Report and Approval of the Audited Financial Statements as of December 31, 2021
3. Ratification of all acts of the board of directors and management
4. Approval of the amendment of Third Article of Articles of Incorporation
5. Election of the Board of Directors
6. Appointment of external auditors
7. Other Matters

### **Declaration of Cash Dividend of P0.20 per share**

The Company's current dividend policy provides that at least 20% of the Unrestricted Retained Earnings of the Company for the preceding fiscal year will be declared as dividends. The Company intends to maintain a consistent dividend payout policy based on its consolidated net income for the preceding fiscal year, subject to the requirements of the applicable laws and regulations and absence of circumstances which may restrict the payments of such dividends. As such, in its meeting held on April 4, 2022, the Board of Directors approved the declaration of a cash dividend of twenty centavos (Php 0.20) per share subject to the Company's withholding of applicable taxes for stockholders of record as of April 20, 2022. Payment will be not later than May 16, 2022 and will be taken out of unrestricted retained earnings as of December 30, 2021.

### **Other Proposed Actions**

The following are to be proposed for approval during the stockholders' meeting:

1. Election of the Directors; and
2. Appointment of External Auditors; Ms. Elenore A. Layug is the engagement partner

## UNDERTAKING

Upon the written request of the stockholder, the Company undertakes to furnish such stockholder with a copy of SEC Form 17-A free of charge. Such a written request for a copy of SEC Form 17-A shall be directed to the Office of the Corporate Secretary, 7<sup>th</sup> Floor, Corporate Business Centre, 151 Paseo De Roxas cor. Arnaiz Street, Makati City, Metro Manila, Philippines. At the discretion of the management, a charge may be made for exhibits provided. Such charge is limited to reasonable expenses incurred by the Company in furnishing such exhibits.

## SIGNATURES

After reasonable inquiry and to the best of my knowledge and belief, I certify that the information set forth in this report is true, complete and correct. This report was signed in the City of Makati, Metro Manila on **June 7, 2022**.

**GLOBAL FERRONICKEL HOLDINGS, INC.**  
Issuer

  
**EVEART GRACE POMARIN-CLARO**  
Corporate Secretary

## MANAGEMENT REPORT

### BUSINESS

#### Corporate Information

Global Ferronickel Holdings, Inc. (the “Company” or “Parent Company” or “Corporation” or “FNI” or “GFHI”) was established on May 3, 1994 as a holding company.

The registered principal office address of the Company is at 7th Floor, Corporate Business Centre, 151 Paseo De Roxas corner Arnaiz Street, Makati City.

As at June 30, 2014, IHoldings, Inc., Kwantlen Development Corp. and Januarius Resources Realty Corp. (collectively, the IHoldings Group) owned 74.80%, 10.17% and 4.85% of the Company, respectively.

On July 9, 2014, IHoldings Group entered into a Share Purchase Agreement with Huatai Investment Holdings Pty. Ltd., Regulus Best Nickel Holdings, Inc., Bellatrix Star, Inc., Alpha Centauri Fortune Group, Inc., Antares Nickel Capital, Inc., Blue Eagle Elite Ventures, Inc., Ultimate Horizon Capital, Inc., Sohoton Synergy, Inc., Great South Group Ventures, Inc., Red Lion Fortune Group, Inc., and three (3) individuals (collectively, the “Thirteen Stockholders”) pursuant to which IHoldings Group will sell to the Thirteen Stockholders 6,291,132,047 common shares of the Company (the “Subject Shares”) comprising the entirety of their respective shareholdings and representing 89.82% of the total issued and outstanding capital stock of the Company. This Share Purchase Agreement was amended on September 4, 2014.

On September 5, 2014, as a requirement under the Securities Regulation Code (SRC), the Thirteen Stockholders have launched a mandatory tender offer to acquire the shares of the minority stockholders holding 712,781,634 common shares of the Company and filed a Tender Offer Report with the Philippine Securities and Exchange Commission (SEC) and Philippine Stock Exchange (PSE). The Tender Offer period lapsed October 10, 2014 where 204,264 common shares (the “Tendered Shares”) were tendered to the Thirteen Stockholders. After the lapse of the tender offer period, the Thirteen Stockholders completed the purchase of the Subject Shares in accordance with the Share Purchase Agreement. The Subject and Tendered Shares were crossed through the PSE on October 15, 2014.

On September 10, 2014 and October 22, 2014, the Board of Directors (BOD or Board) and the stockholders of the Company, respectively, approved the following amendments to the Articles of Incorporation (AOI) and By-laws:

- Change in the Company’s name from Southeast Asia Cement Holdings, Inc. to Global Ferronickel Holdings, Inc.;
- Change in the registered and principal address from Room 1104, Liberty Center Buildings, 104 H.V. dela Costa corner Leviste Streets, Salcedo Village, Makati City to 7th Floor,

- Corporate Business Centre, 151 Paseo De Roxas corner Arnaiz Street, Makati City;
- Increase in the number of directors from nine (9) to ten (10) members;
  - Increase in the authorized capital stock of the Company from ₱2,555,000,000.00 divided into 7,300,000,000 common shares with a par value of ₱0.35 per share to ₱12,555,000,000.20 divided into 35,871,428,572 common shares with a par value of ₱0.35 per share; and
  - Change of fiscal year from June 30 to December 31.

The BOD and the stockholders of the Company also approved the issuance of 10,463,093,371 new common shares of the Company resulting from the increase in the authorized capital stock to the Thirteen Shareholders who are also the stockholders of Platinum Group Metals Corporation (“PGMC”) in exchange for the sale and transfer to the Company of 99.85% of the outstanding capital stock of PGMC under a Deed of Exchange dated October 23, 2014; and the follow-on offering and listing of shares with the PSE which includes the 10,463,093,371 common shares issued to the stockholders of PGMC.

On October 23, 2014, the Company executed a Deed of Exchange for a share-for-share swap (Share Swap) with the Thirteen Stockholders of PGMC. The Company will issue 10,463,093,371 common shares to the Thirteen Stockholders in exchange for the 99.85% outstanding shares of PGMC and cancel the receivables of the Company assumed by the Thirteen Stockholders from the IHoldings Group pursuant to the Share Purchase Agreement dated July 9, 2014, as amended on September 4, 2014. The total par value of the 10,463,093,371 common shares to be issued by the Company to the Thirteen Stockholders amounted to ₱3,662.1 million.

On November 27, 2014, the Company entered into a Memorandum of Agreement with Giantlead Prestige, Inc., Alpha Centauri Fortune Group, Inc., Antares Nickel Capital, Inc., Huatai Investment Holding Pty. Ltd. and an individual for the purchase of 500,000 common shares and 6,250,000,000 preferred shares or one hundred percent (100%) interest of Southeast Palawan Nickel Ventures, Inc. (SPNVI) for United States Dollar (US\$)50.0 million or its Philippine peso equivalent.

On December 1, 2014, the Company filed with the SEC a Notice of Exempt Transaction under Section 10.1 (e) and (i) of the SRC, or pursuant to the sale of capital stock of a corporation to its own stockholders exclusively, where no commission or other remuneration is paid or given directly or indirectly in connection with the sale of such capital stock and pursuant to the subscription for shares of the capital stock of a corporation prior to the incorporation thereof or in pursuance of an increase in its authorized capital stock under the Philippine Corporation Code, when no expense is incurred, or no commission, compensation or remuneration is paid or given in connection with the sale or disposition of such securities, and only when the purpose for soliciting, giving or taking of such subscriptions is to comply with the requirements of such law as to the percentage of the capital stock of a corporation which should be subscribed before it can be registered and duly incorporated, or its authorized capital increased, for the issuance of the aforementioned 10,463,093,371 new common shares. An amended Notice of Exempt Transaction was filed on February 18, 2015.

On December 22, 2014, the Philippine SEC approved the Company’s application to increase the authorized capital stock of the Company to ₱12,555,000,000.20 divided into 35,871,428,572 common shares with a par value of ₱0.35 per share, and the issuance of 10,463,093,371 to the stockholders of PGMC who transferred their shares in PGMC to the Company, as well as the amendment of its articles of incorporation and by-laws to reflect the change in the corporate name, principal address, number of directors and fiscal year.

On February 26, 2015, the Company’s stockholders representing 71.64% of the total outstanding shares unanimously approved and ratified the planned acquisition of SPNVI.

On May 19, 2015, SEC approved PGMC's increase of authorized capital stock from ₱715,375,046.80 to ₱1,515,375,046.80. Out of the increase in the authorized capital stock of ₱800,000,000.00 divided into 80,000,000,000 Class A Common Shares with a par value of ₱0.01 per share, FNI subscribed 20,000,000,000 Class A Common Shares or 61.51% of PGMC.

On August 6, 2015, the BOD of the Company approved the following:

- The execution of the Contract to Sell for the purchase of 500,000 common shares and 6,250,000,000 preferred shares or one hundred percent (100%) interest of SPNVI for US\$50.0 million or its Philippine peso equivalent; and
- Subscription of the Company to the remaining unissued and unsubscribed shares of SPNVI consisting of Three Hundred Thousand (300,000) common shares with a par value of One Peso (₱1.00) per share, and Three Billion Seven Hundred Fifty Million (3,750,000,000) preferred shares with a par value of One Centavo (₱0.01) per share, for a total subscription price of Thirty Seven Million Eight Hundred Thousand Pesos (₱37,800,000.00).

The approval of the stockholders to authorize this transaction was secured during the Corporation's Special Stockholders' Meeting held on February 26, 2015.

On August 22, 2016 and October 3, 2016, the BOD and stockholders of the Parent Company, respectively, approved the following resolutions:

- Reverse stock split of the Parent Company's common stock at a ratio 1-for-3;
- Amendment of the AOI to reflect an increase in the par value per share and a corresponding decrease in the total number of shares or a reverse stock split, whereby in effect, the authorized capital stock of the Parent Company is increased from ₱12,555,000,000.20 divided into 35,871,428,572 common shares with a par value of ₱0.35 per share to ₱12,555,020,001.30 divided into 11,957,161,906 common shares with a par value of ₱1.05 per share, or an increase of ₱20,001.10; and
- Amendment of the By-laws to include notice of regular or special meetings of the Board by electronic mail and attendance to board meetings by means of telephone, electronic, or other suitable electronic communication facilities, including telephone conference, video conference, or the internet or any combination of those methods.

On November 7, 2016, the SEC approved the Parent Company's increase in the authorized capital stock and the amendments of the AOI and By-laws.

On July 20, 2018, the Parent Company completed its 250,000,000 common shares follow-on offering at an offer price of ₱2.07 with total proceeds of ₱517.5 million. On the same date, all the 6,072,357,151 issued shares of the Parent Company, including the common shares issued in accordance with the Share Swap transaction approved by the SEC on December 22, 2014, private placement and follow-on offer shares, are listed in the PSE. Pursuant to the use of proceeds from the follow-on offering, the Parent Company subscribed to PGMC's common stock amounted to ₱480.6 million on August 2, 2018 and on August 3, 2018, PGMC used this amount to pay a portion of the Taiwan Cooperative Bank Manila Offshore Banking Branch (TCB) loan.

The Company, its Subsidiaries and Affiliates (collectively, the "Group") have no record of any bankruptcy, receivership or similar proceedings during the past three (3) years. Neither has the Group made any material reclassification, merger, consolidation, or purchase nor sale of a significant amount of assets not in the ordinary course of business from 2019 to 2021, except as disclosed and mentioned herein, and in the Company and Subsidiaries Audited Financial Statements.

## Corporate Objective

The Company's objective is to deliver value by carrying out its activities in an environmentally, socially and financially responsible manner for the benefit of the nation, the communities where it operates, its employees, customers and other stakeholders.

## Subsidiaries

The Parent Company's ownership interests in its subsidiaries are presented below:

<i>Subsidiaries</i>	Principal Place of Business	Principal Activities	Effective Ownership	
			2021	2020
PGMC	Philippines	Mining	<b>99.98%</b>	99.98%
Surigao Integrated Resources Corporation (SIRC) <sup>(1)</sup>	Philippines	Mining	<b>99.98%</b>	99.98%
PGMC-CNEP Shipping Services Corp. (PCSSC) <sup>(1)</sup>	Philippines	Services	<b>99.98%</b>	99.98%
PGMC International Limited (PIL) <sup>(1)</sup>	Hong Kong	Marketing, Trading and Services	<b>99.98%</b>	99.98%
Wealthy Huge Corporation Limited (WHCL) <sup>(1)</sup>	Hong Kong	Marketing, Trading and Services	<b>99.98%</b>	–
FNI Steel Landholdings Corporation (FSLC) <sup>(2)</sup>	Philippines	Landholdings	<b>100.00%</b>	60.00%
FNI Steel Corporation (FSC) <sup>(2)</sup>	Philippines	Manufacturing	<b>100.00%</b>	51.00%
Seasia Nectar Port Services Inc. (SNPSI) <sup>(3)</sup>	Philippines	Port Operations	<b>64.03%</b>	–
<i>(1) Indirect ownership through PGMC.</i>				
<i>(2) The Parent Company's equity interest in FSC and FSLC increased as a result of Huarong Asia Limited (Huarong)'s relinquishment of its investment in these companies in 2021. Consequently, both companies became wholly-owned subsidiaries of the Parent Company on November 9, 2021.</i>				
<i>(3) The Parent Company's equity interest in SNPSI increased from 40.05% to 64.03% as a result of the purchase of additional interest from Nectar Group Limited (NGL) for a consideration of ₱192.0 million on December 29, 2021.</i>				

### Platinum Group Metals Corporation

PGMC was registered with the Philippine SEC on February 10, 1983. PGMC is primarily engaged in the exploration, mining and exporting of nickel ore located in the municipality of Claver, Surigao del Norte.

PGMC has the exclusive privilege and right to operate for a period of twenty-five (25) years the



lateritic nickel mine in Cagdianao, Claver, Surigao del Norte, Philippines, hereafter referred to as the “Cagdianao Mine” covered under Mineral Profit Sharing Agreement (MPSA) No. 007-92-X by virtue of the Operating Agreement entered into on September 15, 2006 by PGMC and SIRC, a subsidiary. PGMC currently operates four (4) deposit sites known as CAGA 1, CAGA 2, CAGA 3, and CAGA 4 within the Cagdianao Mine. There are three (3) additional deposit sites at Cagdianao Mine that have yet to be developed and exploited.

#### *Seasonality*

The Cagdianao Mine produces and exports nickel ores from April to October of each year, typically the dry and minimal sea swell season at the mine site. During the rainy season, mining operations in the mine site are suspended and there is no loading of ore onto ships. This seasonality results in quarter-to-quarter volatility in the operating results with more revenue being earned and more expenses being incurred during the second and third quarters compared to the first and fourth quarters.

As of 2021, PGMC is the second largest nickel ore producer in the Philippines by total value of shipment and third by total volume of nickel ore shipped from 2014 to 2021, accounting for 14.44% and 10.40%, respectively, according to the data obtained from Mines and Geosciences Bureau’s (MGB) website.

#### *Surigao Integrated Resources Corporation*

SIRC was organized in July 1999 and duly registered with the Philippine SEC on July 16, 1999. Its primary purposes are to engage in the exploration and processing of minerals, petroleum and other mineral oils, to enter into financial and technical assistance agreements for the large-scale exploration, development and utilization of mineral resources or otherwise engage in mining activities or enter into agreements as may be allowed by law.

SIRC is the holder of MPSA No. 007-92-X located in Cagdianao, Claver, Surigao del Norte covering an area of 4,376 hectares. The said MPSA was last renewed on June 21, 2016 for another twenty-five (25) years from its initial term ending in 2017, or until February 14, 2042.

On June 15, 2016, SIRC and Cagdianao Lateritic Nickel Mining, Inc. (CLNMI) executed a Deed of Assignment wherein CLNMI has agreed to assign all of its rights, titles and interests on its Exploration Permit (EP) and mineral property. The Deed of Assignment was approved by the MGB on June 27, 2016. CLNMI has an application for EP with Application No. EPA-000101-XIII filed with the MGB covering an area of about 927.9 hectares located at Cagdianao, Claver, Surigao del Norte. SIRC applied for the expansion of its mining tenement annexing the area covered by the application for EP with Application No. EPA-000101-XIII. On March 2, 2020, MGB approved the area expansion of SIRC’s MPSA from 4,376 hectares to 5,219.56 hectares by annexing the area covered by the application for exploration permit EXPA-000101-XIII. MGB redenominated SIRC’s MPSA from MPSA No. 07-92-X-SMR to MPSA No. 07-92-X-SMR (Amended I).

#### *PGMC-CNEP Shipping Services Corp.*

On June 4, 2013, PGMC incorporated PCSSC. PCSSC was registered with the Philippine SEC, primarily to conduct and carry on the business of inter-island shipping, including chartering, hiring, leasing, or otherwise acquiring tug and barge, self-propelled barges or landing craft tank (LCT) or other ships or vessels, together with equipment, appurtenances and furniture therefor; and to employ the same in the conveyance and carriage of ores, minerals, goods, wares and merchandise of every kind and description.

In April 2014 and June 2014, PCSSC’s LCT 3 and 4, and LCT 1, 2 and 5, respectively, were registered with the Maritime Industry Authority (MARINA), under the Department of Transportation, the former being the agency responsible for integrating the development, promotion and regulation of maritime industry in the Philippines. These shipping equipment are classified as cargo ships and are

engaged primarily in coastwise trading with licenses that are valid until 2022.

*PGMC International Limited*

On July 22, 2015, PIL was incorporated under the Companies Ordinance of Hong Kong, and is a limited company. It was established to conduct marketing, trading, sales and to facilitate relations with Chinese customers, to avail of offshore banking services such as loans, credit/discounting lines and other financing arrangements, and to do other services for PGMC.

*Wealthy Huge Corporation Limited*

On March 1, 2021, WHCL was incorporated under the Companies Ordinance of Hong Kong, and is a limited company. It was established to facilitate relations with offshore customers, collection of accounts, availment of offshore banking services, and such other services as will aid PGMC's strategic growth in the ASEAN region. WHCL has not started its operations as at December 31, 2021.

*FNI Steel Landholdings Corporation*

FSLC is 60% and 40% owned by the Parent Company and Huarong, respectively, as of December 31, 2020. In 2021, the Parent Company and Huarong reassessed the viability of its partnership in FSLC and for mutual benefit and upon mutual consent, they have agreed to terminate their relations. On November 9, 2021, Huarong relinquished its interest in FSLC in favor of the Parent Company. Consequently, FSLC became a wholly-owned subsidiary of the Parent Company.

FSLC was registered with the Philippine SEC on May 31, 2019. Its primary purpose is to engage in the business of managing real estate or interest therein, alone or in joint ventures with others and for this purpose acquire land by purchase, lease, donation, or otherwise, and to own, use, improve, subdivide, hold, administer, sell, convey, exchange, lease, mortgage, dispose of, work, develop, or otherwise deal in real property of any kind and interest or right therein and to construct, improve, manage, or otherwise dispose of buildings and other structures of whatever kind, together with their appurtenances whether for dwelling, commercial or industrial purposes. FSLC was incorporated to hold real properties of FSC.

On January 21, 2020, FSLC entered into a 25-year agreement with FSC to lease the 100,000 square meters land located at Barangay Alas-asin, Mariveles, Bataan, Philippines, for a consideration amounting to ₱5.00 per square meter or ₱500,000 every month. Lease payments will commence upon the commercial operations of FSC.

*FNI Steel Corporation*

FSC is 51% and 49% owned by the Parent Company and Huarong, respectively, as of December 31, 2020. In 2021, the Parent Company and Huarong reassessed the viability of its partnership in FSC and for mutual benefit and upon mutual consent, they have agreed to terminate their relations. On November 9, 2021, Huarong relinquished its interest in FSC in favor of the Parent Company. Consequently, FSC became a wholly-owned subsidiary of the Parent Company.

FSC was registered with the Philippine SEC on August 5, 2019. Its primary purpose is to engage in the business of buying, selling, dealing, at wholesale and retail, importing and manufacturing iron, steel and other ferrous or non-ferrous metal products, to be processed either by melting, rolling, casting, or forging to produce it in the form of ingots, billets, sections, bars, plates, strips, rods, tubes, pipes and other such form in demand in the market or industry; to import materials, machinery and equipment needed to manufacture such finished products; and to lease real properties such as land and buildings as needed.

On October 21, 2019, FSC entered into a Registration Agreement with the Authority of the Freeport Area of Bataan (AFAB) which entitles FSC to conduct and operate its business at the Freeport Area of

Bataan (FAB). As a registered export enterprise engaged in the manufacture of iron, steel, and other ferrous and non-ferrous metal products with AFAB, FSC enjoys certain tax incentives and its certificate of entitlement to tax incentives was renewed last December 28, 2021 for the year 2022.

In March 2020, FSC has already started with its land development. As of December 31, 2021, FSC has not yet started its commercial operations.

*Seasia Nectar Port Services Inc.*

SNPSI was registered with the SEC on July 11, 2014 primarily to carry on the business of providing and rendering general services incidental to and necessarily connected with the operation and management of port terminals in the Philippines, which will involve the handling of containers, bulk liquid and dry cargoes, refrigerated warehousing facilities, warehousing and stevedoring, lightering, towing, and/or storing of cargo handled by SNPSI to and from port terminals in the delivery from abroad and/or for shipment abroad as may be necessary or incidental thereto.

SNPSI operates the first purpose-built Dry Bulk Terminal located within the FAB in Mariveles and handles shipments of coal, clinker, silica sand and cement raw materials, as well as steel, fertilizer and other dry bulk cargoes. It was formed as a result of a joint venture between NGL, Seasia Logistics Philippines, Inc., both with 40% ownership interest, and Webcast Technologies, Inc. with 20% ownership interest.

On December 19, 2019, as part of the diversification plans of the Company, it acquired 40.05% interest in SNPSI. The Company's investment in SNPSI paves the way for the successful operations of FSC's, a subsidiary, steel processing plant located in proximity to the terminal. It helps ensure that FSC has easy and steady access to port services given that FSC relies heavily on the importation of raw materials especially during the period of construction.

On December 29, 2021, the Company acquired an additional 23.98% interest in SNPSI from NGL, resulting in 64.03% ownership in SNPSI. Consequently, SNPSI became a subsidiary of the Company.

*Subsidiaries' Registered Principal Office Address*

On November 18, 2021, the BOD and Stockholders of PGMC, SIRC, PCSSC, and FSLC approved the amendment of its AOI to change its principal office address from 7/F Corporate Business Centre, 151 Paseo de Roxas Cor. Arnaiz St., Makati City to Penthouse, Platinum Tower, Aseana Avenue corner Fuentes St., Aseana, Parañaque City. In December 2021, PGMC, SIRC, PCSSC, and FSLC filed its application for approval of its amended AOI with the SEC and was subsequently approved on January 6, 2022. PIL and WHCL's registered addresses are at Unit 4101-02, 41/F, Office Tower, Convention Plaza, 1 Harbour Road Wanchai, Hong Kong, and Room 804, 8/F, LAP FAI Building, 6-8 Pottinger Street, Central Hong Kong, respectively. FSC's registered address is at Lot 9 3rd Floor AFAB Administration Building, Freeport Area of Bataan Alas-asin Mariveles, Bataan, Region III, Philippines. SNPSI's registered office address is at Mariveles Multi-Purpose Terminal, Mariveles Diversion Road, Freeport Area of Bataan, Brgy. Sisiman, Mariveles, Bataan

**Products**

The Group produces two (2) types of nickel ore, namely saprolite and limonite. Nickel ore can be blended into six (6) product categories to meet the specifications stipulated in the Group's supply contracts entered into with its customers. The shipping grades and tonnages may vary yearly depending on customer specifications and demand for different product types. However, based on historical shipment records, previous product specifications were generally classified in the categories presented in the table below:

*Historical Product Categories*

<b>Nickel Ore Type</b>	<b>Product Categories</b>	<b>Grade Specifications</b>
Limonite	Low Grade Nickel-High Iron Ore	<1.10% Ni and >=47% Fe
Limonite	Low Grade Nickel-Medium Iron Ore	>=1.10% Ni to <1.40% Ni and >=30% to <47% Fe
Saprolite	Low Grade Nickel Ore	>=1.10% Ni to <1.40% Ni and <30% Fe
Saprolite	Medium Grade Nickel-High Iron Ore	>=1.40% Ni to <1.70% Ni and >=30% Fe
Saprolite	Medium Grade Nickel-Low Iron Ore	>=1.40% Ni to <1.70% Ni and <30% Fe
Saprolite	High Grade Nickel Ore	>=1.70% Ni and regardless % Fe

Though there is a category for waste that falls outside of the saleable grade ranges, the Company stockpiles waste for future blending purposes or for future sale when they become marketable.

In general, low grade nickel high iron products have the greatest volumes sold, which represented approximately 59.6% by mass of total ore shipped followed by medium grade nickel products at approximately 36.6% and high grade products at approximately 3.8% for the years 2007 to 2021. A high proportion of low nickel grade materials have been sold as this material is closest to the surface; they are the easiest to be mined and most abundant at our Cagdianao Mine.

The Group's primary customers include trading companies as well as end users in China. One Hundred Percent (100.0%) of the Group's sales for the years ended December 31, 2019, 2020 and 2021 were sold to customers in China and the Group expects that China will continue to be a large contributor to its sale of nickel ore in the future. The Group's customers mainly use the ore it provides to produce intermediate products for the manufacture of stainless steel, nickel pig iron (NPI) and for the production of nickel cathodes. High grade nickel ore are purchased by the Group's customers for the production of higher grade stainless steel such as the 300 Series, and low grade nickel ore is used by the Group's customers for the production of lower grade stainless steel such as the 200 Series.

### **Competition**

The Company competes with foreign nickel ore suppliers (primarily from New Caledonia, Indonesia and Australia) in world nickel ore markets, as well as other Philippine players. The most notable domestic competitors are Nickel Asia Corporation, Marcventures Mining and Development Corporation, CTP Construction and Mining Corporation, Carrascal Nickel Corporation and Oriental Peninsula Resources Group, Inc. The Company competes with other nickel ore suppliers primarily on the basis of ore quality, price, transportation cost and reliability of supply. The Company believes that it can effectively compete with other nickel ore suppliers due to efficient systems put in place in the operations of the CAGA Mine.

### **Source of Supplies**

The main supplies that the Group and its service contractors require to operate its business include diesel fuel, tires, and spare parts for its mining equipment. The Group buys diesel fuel from Petron Corporation and Phoenix Petroleum Philippines, Inc. and heavy mining equipment such as trucks and

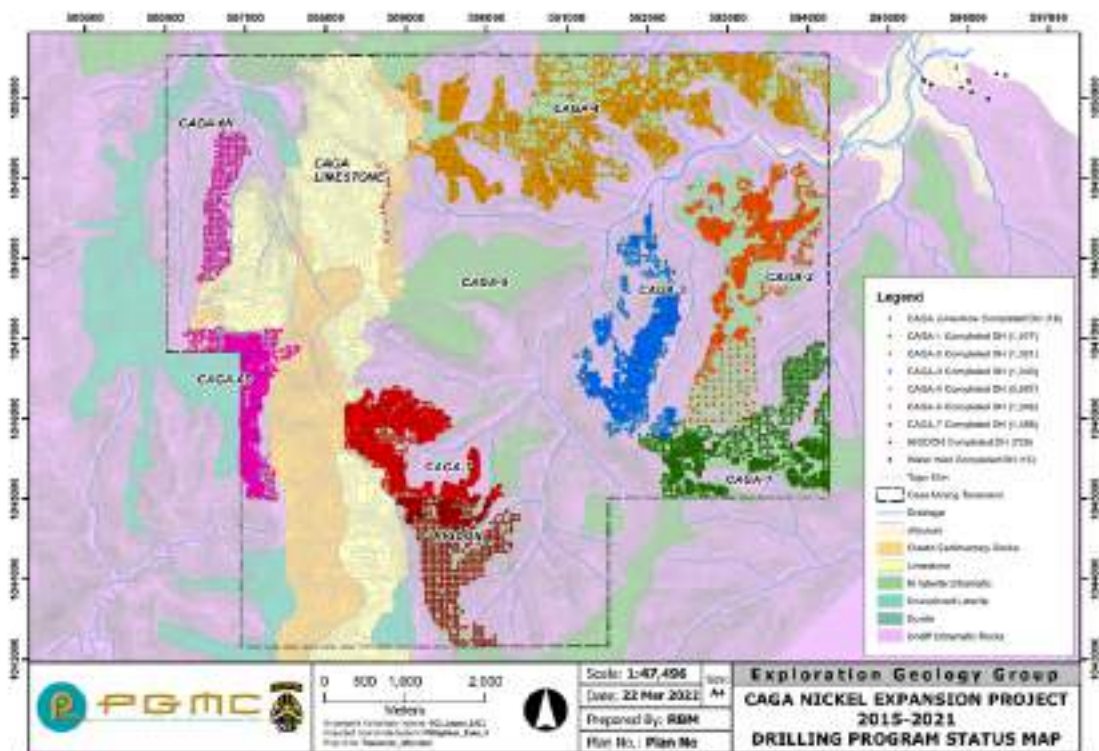
excavators from three (3) manufacturers, Komatsu, Caterpillar and Volvo, through their Philippine distributors Maxima Machineries and Monark and Civic Merchandising. In addition, the Group has its own fleet of barges and heavy mining equipment. The Group’s contractors provide their own mining equipment and supplies necessary for the mining operations. The Group believes that there are a number of alternative suppliers for all of its requirements.

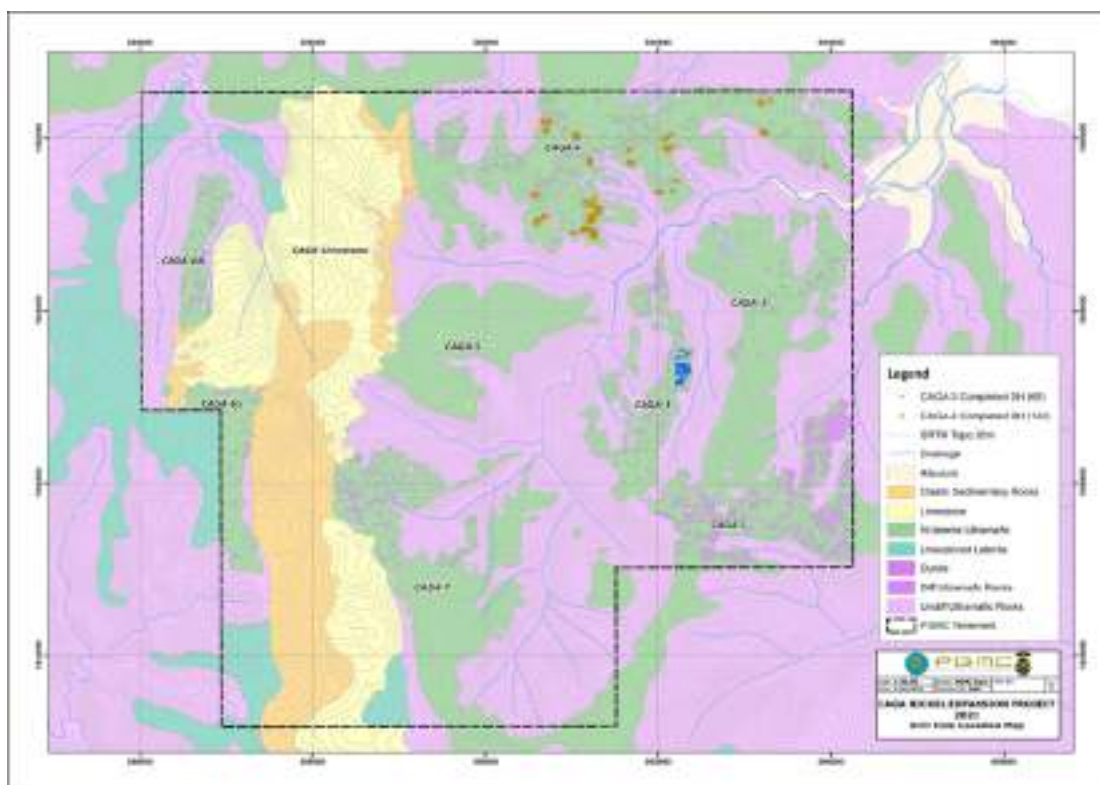
## Exploration and Development

### Nickel Resources

The Group has an extensive portfolio of exploration areas and programs encompassing both brownfield exploration, which consists of activities at its existing mine operations and identified deposits to extend resource boundaries and to upgrade mineral resources to ore reserves; and a greenfield exploration, which involves exploring and delineating additional nickel laterite deposits in its existing properties. The Group has sixteen (16) available drill rigs designed specifically for drilling near surface lateritic deposits in a quick, efficient and economical manner for use in its exploration drilling. The Group also has an experienced pool of geologists and a laboratory at its mine sites to conduct assaying of samples as required.

The figures below show the coverage of the Group’s 2015- 2021 overall exploration program at its existing mine and expansion areas and the recently completed (Year- 2021) drill holes at CAGA- 3 and 4:





### ***Cagdianao - Deposit Areas***

The Cagdianao Mine has a total area of 4,376 hectares and the Company is currently operating the deposits in CAGA 1, 2, 3 and 4. The Company’s rights to the property are governed by the MPSA and the ECC allows PGMC to produce 5.0 million DMT or 7.7 million WMT of ore each year. As of October 15, 2021, the Group’s Cagdianao Mine had measured and indicated mineral resources of 72.773 million DMT with an average grade of 1.1% nickel and 30.9% iron (table below).

Material Type	PMRC Classification	Volume	Quantity (Tonnes)	%Ni	%Fe	Dry Bulk Density
CAGA-1 to 7 Combined (High Grade, Medium Grade, Low Grade)	Measured	38,293,193	44,798,000	1.1	31.8	1.2
	Indicated	23,650,535	27,975,000	1.1	29.5	1.2
	<b>TOTAL</b>	<b>61,944,000</b>	<b>72,773,000</b>	<b>1.1</b>	<b>30.9</b>	<b>1.2</b>

Inferred mineral resources are estimated at 27.681 million DMT at an average grade of 1.1% nickel and 28.6% iron as estimated by the PMRC Competent Person (CP) and these are programmed for infill drilling to upgrade to indicated or measured categories. The CAGA mine has an estimated remaining mine life of about ten (10) years which may be extended after completion of the proposed exploration program by 2023.

Exploration plans through core drilling are focused on the upgrading of inferred resources up to measured resources, on the CAGAs 1 to 4 and new CAGAs 6 and 7 deposit areas.

### ***Additional Exploration***

Possible potential areas were previously interpreted at the peripheral extensions of the identified deposits (CAGA-1 to CAGA-5), at the Western Area which include CAGA-6 and CAGA-7. These are areas of moderate, isolated laterite profiles which may become feasible to mine in conjunction with the existing CAGA deposits and were included in the overall drilling program which has been on-going since 2015 and is scheduled for completion by 2023.

With the objective of increasing the resource inventory, PGMC, has started implementing an exploration drilling program to delineate and assess these other potential areas beginning with CAGA-1, CAGA-2, CAGA-3, CAGA-4, CAGA-6N, CAGA-6S, and CAGA-7 way back at the last quarter of 2015 until its pre- completion by September 2020 (under various drilling campaigns). CAGA-5 exploration drilling was deferred due to pending local Indigenous People (IP) issues.

For 2021-2023, this drilling program will continue with the production drilling in CAGA-1, CAGA-2, CAGA-3, and CAGA-4 (recurring activity at active mining areas) and exploration drilling in CAGA-6N and CAGA-7 (unmined areas).

The Proposed Drilling Programs and Exploration Costs (2021- 2023) are given below.

DEPOSIT	AREA (Has)	DHs/Meterage	Cost (P)
CAGA-1	49.48	236/3,540	13,827,000.00
CAGA-2	3.56	54/486	
CAGA-3	13.84	66/594	
CAGA-4	8.60	41/369	
CAGA-6N	67.26	492/7,380	59,534,000.00
CAGA-7	152.25	1,142/17,130	
<b>TOTAL</b>	<b>294.99</b>	<b>2,031/29,499</b>	<b>73,361,000.00</b>

Notes:

1. CAGA-1 to CAGA-4 drilling programs are confirmatory/production drill holes which are recurring as mining proceeds.
2. CAGA-6N and CAGA-7 (integrated with HIGDON) infill drilling programs are at 25x25 grids for resource classification upgrade to indicated and measured categories.
3. No significant resource increase is anticipated from the above proposed drilling programs since all drill holes are confirmatory and production drill holes within blocked resources.
4. Above drilling program will take 1 to 1.5 years to complete.

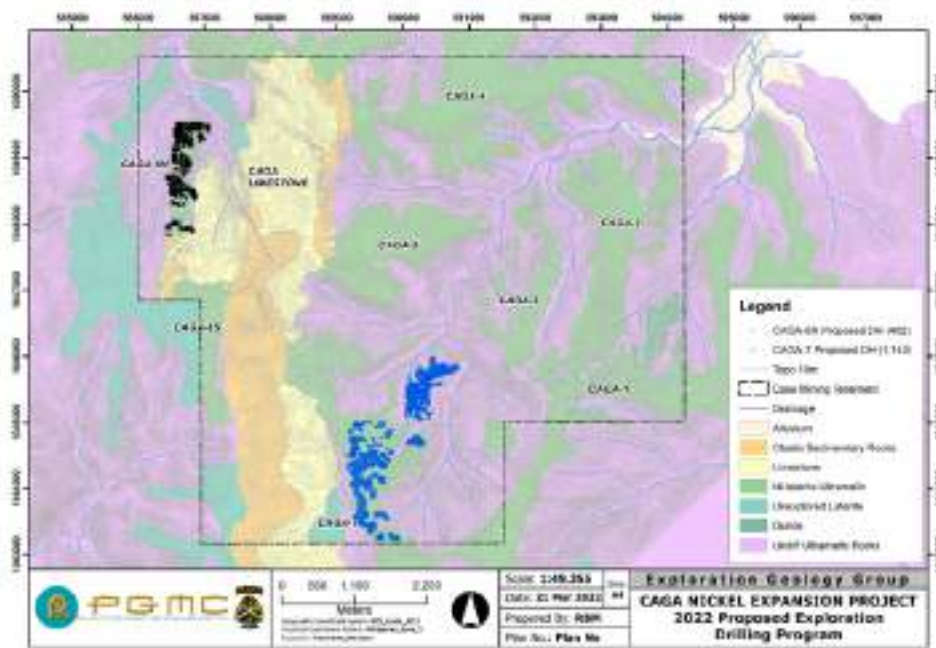
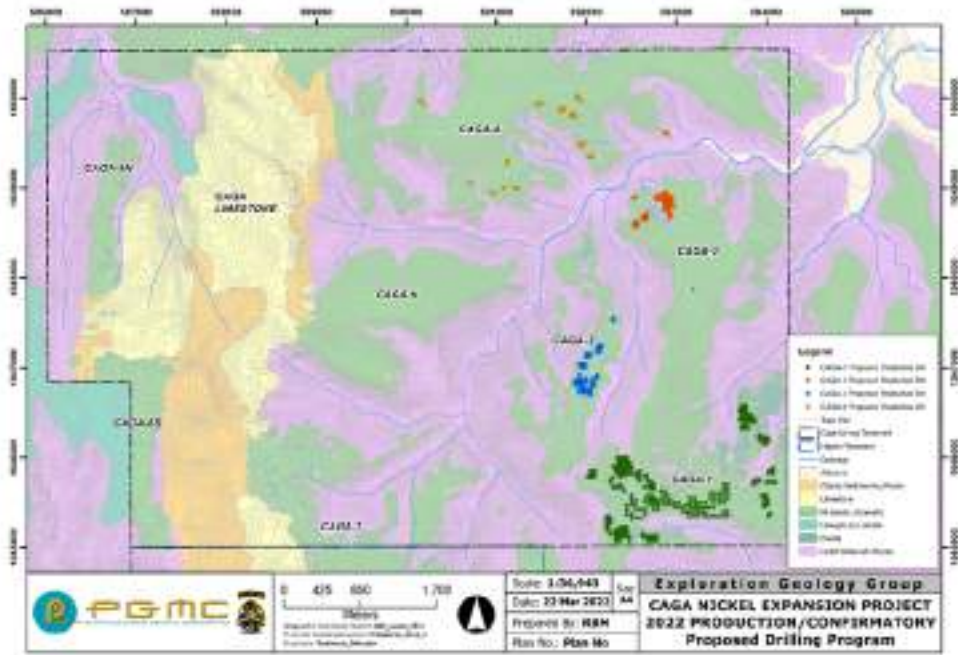
PGMC conducted extensive exploration drilling at its MPSA starting in 2015 covering CAGAs 1-4, 6-7 and extending further south into a new area (Higdon) which eventually was evaluated in June 2021 as the overall PGMC-CNEP. The various yearly drilling campaigns are used as the basis for updates on mineral resource estimates starting in 2016 and every year thereafter to date. The latest CP Resource Update was conducted on 15 October 2021 with the completion of some 1,736 drill holes (CAGA-7 with 1,042 and HIGDON 694) having a meterage of 19,791.80 meters. Further, completed (Year- 2021) production drill holes for CAGA- 3 and 4 were also included in the latest resource estimation on October 15, 2021.

The updated proposed exploration plan and budget for the CAGA mine and expansion area consider priority drilling based on deposit/prospect potential as presented in the Proposed PGMC-CNEP Exploration/Drilling Program 2021-2023. Drilling on each priority area includes drilling schemes as applicable:

- Scheme 1: Infill drilling at resource blocks to upgrade inferred resources to measured resources
- Scheme 2: Confirmatory/production drilling at mining blocks

The proposed drill holes are shown in the succeeding figures.





As reviewed by the PMRC CP, the Company's proposed exploration programs are sufficient to adequately increase the Mineral Resource and Ore Reserve inventories, upgrade confidence levels of resource classifications and eventually extend the mine life of PGMC- CNEP.

### Environment and Rehabilitation

The Group adheres to the principles and practices of sustainable development. In addition, the Group's mining operations are subject to stringent and extensive environmental regulations. As such, the Group is deeply committed to implementing best practices in managing the environmental impact of its operations, from exploration to rehabilitation. Upon cessation of the Group's mining operations, it plans to restore its mining properties to their pre-mining conditions or to develop alternative



productive land uses for the benefit of the affected communities.

The Implementing Rules and Regulations of the Philippine Mining Act require the Group to contribute 3.0% to 5.0% of its direct mining costs for the implementation of the annual Environmental Protection and Enhancement Program (EPEP). Activities undertaken under its annual EPEP include among others: rehabilitation of mine disturbed areas, reforestation, construction and/or maintenance of environmental facilities, solid waste management, hazardous waste management, air quality monitoring and water quality monitoring. In 2019, 2020 and 2021, the Group spent approximately ₱100.1 million, ₱84.7 million, and ₱99.2 million, respectively, on its EPEP.

The Group's compliance with ECC conditions and performance of its commitments under its annual EPEP are subject to monitoring and evaluation of the Multipartite Monitoring Team ("MMT"). The MMT is a multi-sector group headed by a representative from the MGB and representatives of local government units, other government agencies, non-government organizations, people's organizations, the church sector and the Group. Funds for mine rehabilitation and other environmental guarantee funds are established and deposited in trust funds, as required by the Philippine Mining Act. As at December 31, 2019, 2020 and 2021, total rehabilitation and monitoring trust funds amounted to ₱6.2 million. This amount complies with the minimum requirement under the law.

The Group's latest Final Mine Rehabilitation and Decommissioning Plan (FMRDP) was submitted to MGB in July 2018 and was approved on September 12, 2018. The Group periodically book an accretion expense and corresponding provision for mine rehabilitation and decommissioning. The basis for this expense/liability is the Group's latest FMRDP. As of December 31, 2020 and 2021, the Group had ₱310.7 million and ₱312.0 million cash provisions/funds, respectively, for the mine rehabilitation and decommissioning, which complies with the schedule given by MGB.

The operating mine of SIRC is representative of mature surface mining operations, with disturbed areas that require on-going restoration and rehabilitation to re-establish the natural vegetation, as well as to reduce the significant visual impact of the mining operations.

The mine has an approved EPEP and secured the required operating permits to construct and operate siltation control facilities. Consistent with the EPEP, in early 2014, the Cagdianao mine received an environmental award under its "Adopt a River Program" for its protection of the Kinalablan river, which is within the area of operations in the Cagdianao Mine.

The necessity to segregate each material classification and to partially reduce moisture content through solar drying involves a fairly wide open area exposed to soil erosion that will cause sediment loadings and deposition in natural drainages feeding to the ocean. To mitigate such sediment loadings from reaching the ocean, all operations constructed siltation ponds, most of them in series, to catch and contain as much run-off as possible.

The mining method, considering the geographic, geological, climatic and other relevant attributes, is not expected to lead to significant or irreversible adverse impacts to the environment provided that environmental monitoring, mitigation and rehabilitation measures are properly developed and implemented. The environmental management personnel of our mine are well-qualified and have many years of relevant experience.

The DENR requires all operating mines to submit their FMRDP for evaluation and approval. Upon approval, the mine is required to deposit annually a portion of the total FMRDP cost. The FMRDP shall be deposited as a trust fund in a Government depositary bank and shall be used solely for the implementation of the approved FMRDP. Annual cash provisions shall be made by the mining companies to a FMRDP fund based on the formula provided in DENR Administrative Order No. 2005-07. As of December 31, 2021, the Company has a trust fund deposit with Development Bank of

the Philippines Surigao City in the total amount of ₱312.0 million to comply with such requirements under the FMRDP. The Group is in compliance with such requirements in all material respects.

Compliance with the ECC and implementation of EPEP of all sites are audited quarterly by the MMT.

The DENR also requires all mining companies to secure ISO 14001 certification - Environmental Management System (EMS). This system ensures sufficient environmental funds are available to cover full mine rehabilitation even in the event of a premature closure. Through the years, the Group has embedded the ISO 14001 into the core system of its mining operations. The activities conducted in its operations must comply with the EMS procedures and the activity-specific work guidelines geared towards sound environmental management. The Group's adherence to the global environmental standards is evident by the sustained certification to the EMS standard by the ISO certifying company, Intertek. In 2016, PGMC was certified with ISO 14001:2015 (EMS) and was recertified in October 2019. In April 2017, INC was certified with ISO 14001:2015 in its Environmental Management System for the Management of Mine Site Preparation. In March 2020, INC was certified with ISO 14001:2015 in its Environmental Management System for the Preparatory Activities for Mine Site Operations. PGMC and INC successfully completed the latest annual surveillance audits conducted in September 2021 and February 2022, respectively.

### **Occupational Health and Safety**

The Group is committed to providing safe and healthy working conditions to protect its employees from injuries and to prevent damage to its properties and equipment.

Health and safety are integral parts of the Group's personnel policies. Its comprehensive safety program is designed to minimize health risks arising out of work activities and to assure compliance with occupational health and safety standards and rules and regulations that apply to its operations.

The Group provides and strictly requires the utilization of a comprehensive suite of protective equipment and safety devices for employees and visitors. First aid and emergency equipment are installed strategically in its work areas. Safety in-house inspections are regularly conducted to identify hazards and unsafe conditions or practices. Managers and supervisors regularly conduct safety briefings and meetings. Safety orientation training is also conducted for new employees and emergency preparedness training and drills are conducted periodically.

The Group has a rigorous system of investigating accidents and near-misses to understand causes and implement corrective measures. The Group records and monitors lost time injuries, medically treated injuries, minor injuries, and non-injury incidents that include serious incidents, and property damage and their frequency rates.

Since the onset of the COVID-19 pandemic, the Group has been working to ensure that its workforce is safe and healthy and that mining stays solid and viable. To prevent the COVID-19 virus from spreading, the Group has eliminated needless travels and replaced in-person meetings with virtual meetings. The Group has also been implementing basic measures such as social distancing, shutting down common areas, donning face masks, and conducting RT-PCR tests on all returning and newly hired employees. The Group has its own buildings, medical equipment, and a team of qualified corporate doctors, nurses, and first-aid responders.

While we recognize that vaccination is not required, we believe it would be beneficial as we all strive for a safe and healthy "new normal". In fact, the Group was the one who started the vaccination program and purchased 400 doses of COVID-19 vaccines for its regular employees to ensure worker protection against COVID-19. This program was made possible by our strong collaboration with the Fil-Chinese Chamber of Commerce, the Rotary Club of Surigao City, and the Surigao Medical Center.

Effective communication and robust health and safety-oriented culture, which are inherent in the mining sector, have aided the Group's mining operations in overcoming the pandemic with little production disruption and job loss. The Group's response has been fast and coordinated, with two (2) main goals in mind: protecting employees' and local communities' health and safety and establishing the basis for longer-term economic recovery.

The Company intends to obtain certifications on ISO 9001:2015 Quality Management System and ISO 45001:2018 Occupational Health and Safety Management Systems.

## **Social Development and Management Program (SDMP) and Corporate Social Responsibility (CSR)**

### *General*

We believe that we have a corporate social responsibility to protect and care for the people and the environment affected by our operations and attempt to improve the welfare and quality of life in the communities in which we operate. We believe that we contribute to the sustainable economic development of these communities and, more broadly, the nation.

The Philippine Mining Act contains specific provisions with respect to social development and management programs. The provisions require all mining companies to assist in: (a) the development of local communities to promote the general welfare of the local inhabitants; and (b) the development of mining technology and geosciences as well as manpower training and development. The DENR Department Order No. 2010-21 which served as the Implementing Rules and Regulations of the Philippine Mining Act, mandates all mining companies to allocate annually a minimum of 1.5% of the total operating costs for such purposes. 75.0% of the 1.5% total operating costs shall be apportioned for the development of the Host and Neighboring Communities program, 15.0% of the 1.5% total operating costs shall be apportioned for the Promotion of Public Awareness and Education on Mining Technology and Geosciences program and the remaining 10.0% of the 1.5% total operating costs shall be used to assist in the development of Mining Technology and Geosciences program as well as research and studies, scholarship programs for mining and environmental courses, manpower training and development.

Furthermore, the SDMP of the Group aims to address, if not all, the seventeen (17) Sustainable Development Goals (SDGs) of the United Nations (UN). Guided with the statutory responsibilities of the mining industry stipulated in DAO 2010-21, the SDMP shall respond to the community's dire needs, particularly the marginalized and the poorest sectors of society. Since its implementation, the Group has already spent ₱372.0 million for the development of its host and neighboring communities. The Group's community change agents underwent consultations to ensure that about 200 programs being implemented annually are aligned with the UN's roadmap towards eradicating environmental challenges and social ills.

Community relations staff and community organizers assist us in building and establishing partnerships within the communities in which we operate, formulating programs that address the needs of such communities and also enable us to immediately address local issues and concerns. Projects for education, health, livelihood, infrastructure assistance and other social services are all designed and implemented in close coordination with relevant local government units and communities. The Representatives of Host and Neighboring Communities (RHNC), which is composed of representatives from local government units, government agencies, non-governmental organizations, peoples organizations, religious sector, and us, regularly monitors our performance in implementing our social development and management program.

### *Education*

We believe that quality education is the best tool to fight poverty. We award scholarships and other forms of aid to deserving students, including students who are members of indigenous groups, so as to improve their education, job opportunities and their ability to support their families. These scholarships and other forms of aid include payment of tuition, stipend allowances and provision of school supplies and uniforms. Education projects also involve the improvement of school facilities, provision of educational materials to schools, teachers' training programs and payment of teachers' honoraria. At our Cagdianao Mine, we have constructed a six classroom school building for Hayanggabon Elementary School. The school provides free education and school materials to about 600 students from barangay Hayanggabon. In addition, we provided Barangay Cagdianao a brand new school bus to fetch and ferry students from residence to school. We also provide salaries for six teachers who work with public schools in the communities where our Cagdianao Mine is located. We have also initiated a school to school campaign promoting knowledge in mining and sponsorship for inter-school educational competitions and supports the Department of Education's annual Brigada Eskwela.

### *Health*

Affordable and quality health care is provided to local community members, in addition to our employees and their dependents. We conduct medical missions designed to address the basic medical needs of local community members, including indigenous people and the indigent, where free medicine, basic dental services and ambulance service facilities are provided. Our health care projects involve the construction and improvement of Barangay health centers, provision of sanitation latrines for households, and provision of salary to local health workers, ambulance driver, midwives, nurses and a community doctor. Outpatients are being treated by the medical team and medicine and multivitamins are provided for free. At our Cagdianao Mine, we established a maternity clinic, where pregnant women as well as other members of the immediate community are being served.

### *Livelihood and Training*

We organize cooperatives and people's organization from our impact and non-impact communities and provide them with social enterprise projects such as egg-laying & poultry projects, seedling production and nursery, agri-farming, woodcraft making, chips making, handicraft/weaving production, moringa "malunggay" powder/tea production and tshirt-tarpaulin printing. We regularly provide local community organizations with technical and financial assistance in the form of seminars, study tours, financial literacy classes, leadership and management training programs, capital funding, raw materials and equipment for production, and farm inputs for crop production.

We also work with the Technical Education and Skills Development Authority ("TESDA") to provide technical education and skills development to residents of neighboring communities. We constructed a skills training center and provided equipment that are utilized by TESDA participants and trainers. We also assisted the graduates of the skills training center to establish an auto repair shop, providing employment to some of the graduates.

In addition, we established food security projects such as communal gardening, egg machines and aquaculture to address food insufficiency, encourage healthier food options and provide extra income to the project-beneficiaries especially during the time of COVID-19 health pandemic.

### *Infrastructure Assistance*

We undertake infrastructure projects in local communities, including production and display areas of social enterprise products, water system projects, construction of new school building and improvement of buildings (such as barangay halls, daycare centers, churches and schools), road improvements and electrification projects as part of our social development and management program. These projects are implemented with the involvement of community members so as to foster cooperation and teamwork and impart a sense of ownership among them.

At our Cagdianao Mine, we funded various infrastructure projects such as the construction of housing for indigent members of the community, through the Gawad Kalinga program, construction of sea walls to protect the neighboring communities from the effects of sea erosion, construction of a multi-purpose community hall in Barangay Cagdianao, construction of some barangay road and churches, procurement of materials for the electrification of individual households, construction of water processing stations and construction of the Cagdianao public markets.

Moreover, we have also provided and constructed shallow water pumps, a weir dam and an office building at the local water processing stations to support the local water supply system in the nearby communities.

### *Other Social Services*

We actively participate in, and provide financial and non-financial assistance to, local cultural celebrations, sports competitions and other socio-cultural activities. We also assist with soliciting support from various institutions like the academe, the religious sector, local groups and government agencies.

### *Working Beyond Compliance*

It has always been the Group's core belief that success lies in the continuous improvement of all the aspects of its operations. On top of its SDMP, the Group has been very active in extending the much-needed support to all people who were severely affected by the pandemic. To date, over ₱39.0 million was spent on the Group's COVID-19 response efforts. The Group continues to work closely with various local government units in helping communities combat the spread of the virus and providing relief during this crisis by donating personal protective equipment (PPE) supplies, test kits, disinfectants, vitamins, medical equipment, rice, and other essential goods, as well as conducting medical services and participating in building a molecular laboratory in Surigao and a COVID-19 test center in Palawan. In addition, the Group spent over ₱14.0 million in its relief efforts for those severely affected by the super typhoon Odette.

Another noteworthy project of the Group is the Food Security Project, a major program that aims to provide its beneficiaries food on the table and extra income. This program has been running successfully and recorded notable outcomes for taking a holistic approach in supporting communities, including giving them tools and the know-how in starting egg machine, aquaculture, or communal gardening enterprises.

Moreover, the Group received commendations from the local government units and community recognizing its exemplary dedication in upholding its commitment to the community and environmental stewardship.

## Employees

As of December 31, 2021, the Group has 420 employees. Out of which, 69 are employed at the Group's head office, while the remaining 234 are employed in its mining operations at its existing mines in Cagdianao and 117 are employed in its existing mines in Ipilan, Palawan. Of these, 97 are involved in mining operations, engineering, and mine planning, 12 are employed on grade and quality control, 4 are handling port operations, 111 are taking care of the environment, health, and safety concerns of the Group, and 191 are performing administrative, human resource, accounting & finance, maintenance and mechanic functions, mine security, audit, and the office of the vice president. The Group has employed the best all-Filipino professional and technical personnel. Further, there are five (5) technical personnel who are members of the Group's senior and junior management.

As of December 31, 2021, the Group's service contractors had deployed an aggregate workforce of 195 employees at its Cagdianao site. In addition, the Group has chartered five (5) LCTs utilized for shipside loading operations and has about 68 personnel.

Although historically the Group has not experienced any work stoppages, strikes or industrial actions, there can be no assurance that work stoppages or other labor-related disputes, demands for increased wages or other terms or other developments will not occur in the future. As the Group's business grows, it will require additional key financial, administrative and mining personnel as well as additional operations staff.

There are no labor unions within the Company and its subsidiaries.

As of December 31, 2021, the following is the breakdown of the Group's employees:

POSITION LEVEL	HEAD OFFICE (PGMC Makati, GFNI Makati, Ipilan Makati and PCSSC Makati)			TOTAL FOR HEAD OFFICE	IPILAN MINESITE (Ipilan Palawan)				TOTAL FOR PALAWAN MINESITE	CAGDIANAO MINE SITE (PGMC Surigao and PCSSC Surigao)			TOTAL FOR CAGDIANAO	GRAND TOTAL
	R	P	FT		R	P	FT	PB		R	P	FT		
Executives	7			7					0	1			1	8
Managerial	13	1		14		5			5	11			11	30
Supervisory	6			6	1	8	1		10	66	2	3	71	87
Technical	5			5	1	2	12	4	19	45	4	58	107	131
Rank and File	37			37	1		59	23	83	6		38	44	164
<b>Total</b>	<b>68</b>	<b>1</b>		<b>69</b>	<b>3</b>	<b>15</b>	<b>72</b>	<b>27</b>	<b>117</b>	<b>129</b>	<b>6</b>	<b>99</b>	<b>234</b>	<b>420</b>

Figure was based on manpower compliment of PGMC Makati, GFNI Makati, PCSSC Makati, Ipilan Palawan and Makati, PGMC Surigao, PCSSC Makati and Surigao.

### Legend

- R - Regular
- P - Probationary
- FT - Fixed Term

For the mining season ended 2021, the Group had an average of 1,807 employees and its service contractors had deployed an average aggregate workforce of 1,491 employees at its Cagdianao site. The Group does not currently anticipate any significant increase or decrease in the number or allocation of its employees at its Cagdianao Mine for the 2022 mining season.

## **Transactions with Related Parties**

Please refer to Note 29 of the audited consolidated financial statements as of December 31, 2021.

## **Risks Related to Our Business and Industry**

*Our business is sensitive to the volatility of nickel prices, which can result in volatility in our earnings.*

Our sale of nickel ore is dependent on the world market price of nickel in general, and the market price of nickel in China in particular. The sales price of saprolite ore and limonite ore is correlated with the world market price of nickel. The nickel ore price is subject to volatile price movements over time and is affected by numerous factors that are beyond our control. These factors include global supply and demand; regulatory policies of other nickel ore producing countries; expectations for the future rate of inflation; the level of interest rates; the strength of, and confidence in, the U.S. dollar; market speculative activities; and global or regional political and economic events, including changes in the global economy.

A growing world nickel market and increased demand for nickel worldwide have attracted new entrants to the nickel industry, spurred the development of new mines and expansion of existing mine in various regions, including Canada, Russia, Australia, South Africa, South America and New Caledonia, and resulted in added production capacity throughout the industry worldwide. A generally increasing trend in nickel prices since early 2003 has encouraged new or existing international nickel ore producers to expand their production capacity. An increased rate of expansion and an oversupply of nickel in world nickel markets in the future could reduce future nickel prices and the prices we receive under our nickel ore supply agreements.

If the sales price of our nickel ore falls below our production costs, we will sustain losses and, if those losses continue, we may curtail or suspend some or all of our mining and exploration activities. We would also have to assess the economic impact of any sustained lower nickel prices on recoverability and, therefore, the cut-off grade and level of our nickel reserves and resources.

*Nickel mining is subject to a number of inherent risks such as natural catastrophes that are beyond our control.*

Our mining operations in the CAGA Mine are usually conducted during the period from April to October of each year where the weather is fair in the said area, which is different from the rainfall cycle in Luzon. A disruption of the weather cycle will affect our mining operations in the CAGA Mine.

Our mining operations are influenced by changing conditions that can affect production levels and costs for varying periods, materially disrupt our operations, and as a result, diminish our revenues and profitability. Prolonged disruption of production at our mine or transportation of our nickel ore to customers would result in an increase in our costs and a decrease in our revenues and profitability, which could have a material adverse effect on our business, results of operations and financial condition. The inability to obtain equipment necessary to conduct our operations, increases in replacement or repair costs, prices for fuel and other supplies and unexpected geological conditions could have a significant impact on the productivity of our mine, the resulting number of days we are able to mine and our operating results.

Other factors affecting the production and sale of our nickel ore that could result in increases in our

costs and decreases in our revenues and profitability include:

- Inclement weather conditions, including a prolonged monsoon season;
- Equipment failures and unexpected maintenance problems;
- Interruption of critical supplies, including spare parts and fuel;
- Earthquakes or landslides;
- Environmental hazards;
- Industrial accidents;
- Increased or unexpected rehabilitation costs;
- Work stoppages or other labor difficulties; and
- Changes in laws or regulations, including permitting requirements, the imposition of additional taxes and fees and changes in the manner of enforcement of existing laws and regulations.

Between January 2017 and March 2022, the province of Surigao del Norte was shaken by four (4) quakes of magnitude 6.0 or above, 44 quakes between 5.0 and 6.0, 268 quakes between 4.0 and 5.0, 1,429 quakes between 3.0 and 4.0, and 5,383 quakes between 2.0 and 3.0. There were also 1,227 quakes below magnitude 2.0. The strongest earthquake recorded was on February 10, 2017 with an estimated magnitude of 6.5 recorded at Philippine Sea 4.6 km North of Surigao City. In addition, on December 16, 2021, the province of Surigao del Norte was hit by super typhoon Odette. After a thorough inspection, the CAGA Mine was not significantly affected by these natural catastrophes. All safety systems and protocols were observed. There were no reported injuries among employees and the mining facilities of the Company and infrastructure surrounding the area sustained no major damage.

Also, the loading/unloading dock facilities in our CAGA Mine are built on reclaimed land. Earthquakes, tidal waves and other natural calamities may disturb the ground conditions where said dock facilities are located.

The realization of any of these risks could result in damage to our mining properties, nickel ore production or transportation facilities, personal injury or death, environmental damage to our properties, the properties of others or the land or marine environments, delays in mining ore or in the transportation of ore, monetary losses and potential legal liability. Surface mining and related activities present risks of injury to personnel and damage to equipment.

*Failure to obtain, sustain or renew our mineral agreements, operating agreements, currently outstanding approvals and permits and other regulatory approvals, permits and licenses necessary for our business could have an adverse effect on our business, results of operations, and financial condition.*

We rely on regulatory approvals, permits, licenses (including MPSAs), operating agreements with third-party claim owners and land access agreements to conduct our mining operations.

*There is currently no centralized exchange for trading nickel ore and as a result, our failure to source purchasers of our nickel ore would materially and adversely affect our business, results of operations and financial condition.*

Our business involves the production and sale of nickel ore. Nickel ore is not a finished metal product and there is no established spot market where our product can be sold. We must sell our nickel ore through negotiated contractual arrangements with third parties. We may not be able to find purchasers who will buy our nickel at terms acceptable to us, or at all. Accordingly, our failure to find purchasers for our nickel ore would have a material adverse effect on our business, results of operations and financial condition.



*We encounter risks in the peace and order and security of our CAGA Mine.*

In order to mitigate the risks in the peace and order of our CAGA Mine, we engage a third-party contractor to provide security services at our mine site. In addition, all of the service contractors also engage their own security force. All armory and equipment are provided for by the contractor itself, and comprehensive training is also provided to the security guards stationed at our mine by the security services contractor. Also, starting May 2019 up to now, we have engaged Renjamel Security Agency to provide security services at our mine site. The contract is automatically renewed every year, until a notice of termination is served to the other party.

In addition to our security force and that of our mining contractors, a Special Civilian Armed Auxiliary (SCAA) force of approximately 120 para-military trained personnel managed by the Philippine Army, are tasked with securing the perimeter of our mining operation. Under the Memorandum of Agreement of the Group with the Philippine Army, PGMC has the obligation to provide allowances, uniform and equipment, any claims arising from personal damages caused by or to any of the SCAA when the related injury or damage is incurred in the course of lawful performance of the SCAA's duty.

Each of the neighboring mining companies in the area of our mine also cooperates and shares information pertaining to the security situation in the vicinity.

*We rely to a significant degree on third-party contractors and failure of any such contractor to comply with its contractual obligations or the loss of any such contractor's services could increase our costs or disrupt our operations and we may be held liable for costs or delays caused by them.*

We depend upon independent third-party contractors to perform our mining operations including earthmoving, loading, transportation and certain other services at our Cagdianao Mine for us. The performance of the independent third-party contractors may be constrained by labor disputes or actions, or damage to or failure of equipment and machinery or financial difficulties. In addition, failure by our contractors to comply with applicable laws could adversely affect our reputation.

In addition, there can be no assurance that our monitoring of the work and performance of our independent third-party contractors will be sufficient to control the quality of their work or their adherence to safety or environmental standards. In the event that our independent third-party contractors fail to meet the quality, safety, environmental, and other operating standards that are required by the relevant laws and regulations, our operations may suffer and we may be liable to third parties. In particular, given the dangers inherent with operating heavy machinery and mining activities, we cannot guarantee our current safety measures and monitoring activities could successfully prevent any accidents or casualties caused by the operation of our independent third-party contractors.

Furthermore, any contractual disputes with our contractors, the inability of any of our contractors to comply with their contractual obligations to us, including shipment volume guarantees, or our inability to maintain a cooperative relationship with any of our independent third-party contractors or obtain alternative providers on comparable or more favorable terms in a timely manner, or at all, may delay our production schedule and we may breach our supply contracts with our customers, any or all of which may substantially increase our costs and may have a material adverse effect on our business, results of operations, and financial condition.

*Our reserve and resource estimates may not accurately reflect our nickel deposits, and inaccuracies or future reductions in our reserve or resource estimates could have an adverse impact on our business, results of operations, and financial condition.*

Reserve and resource figures are estimates and no assurances can be given that the indicated levels of

nickel ore will be produced or that we will receive the price assumed in determining our reserves. These estimates are expressions of judgment based on knowledge, mining experience, analysis of drilling results and industry practices. Valid estimates made at a given time may significantly change when new information becomes available. While we believe that the reserve and resource estimates included in this report are well established, by their nature reserve and resource estimates depend, to a certain extent, upon statistical inferences which may ultimately prove inaccurate and require adjustment.

Furthermore, fluctuations in the market price of nickel, increased capital or production costs or reduced recovery rates, change to life of mine plans and changes in applicable laws and regulations, including environmental laws and regulations, may render ore reserves uneconomic and may ultimately result in a reduction of reserves. The extent to which resources may ultimately be reclassified as proven or probable reserves is dependent upon the determination of their profitable recovery, which determination may change over time based on economic and technological factors. Accordingly, no assurances can be given that any reserve estimates will not be reduced in the future or that any resource estimates will ultimately be reclassified as proven or probable reserves.

*Our future exploration and development activities may not be successful, and, even if we make economic discoveries of nickel ore deposits, unexpected problems during the start-up phase of any new operations could have an adverse impact on our business, results of operations, and financial condition.*

We can provide no assurance that our current exploration and development programs will result in profitable commercial mining operations or will replace production at our existing mining operations. Also, we may incur expenses on exploration projects that are subsequently abandoned due to poor exploration results or the inability to define reserves that can be mined economically. In addition, we may compete with other mining companies to acquire rights to exploit attractive mining properties.

The economic feasibility of development projects is based upon many factors, including the accuracy of reserve estimates; capital and operating costs; government regulations relating to prices, taxes, royalties, land tenure, land use, importing and exporting and environmental protection; and nickel prices, which are highly volatile. Development projects are also subject to the successful completion of feasibility studies, issuance of necessary governmental permits and availability of adequate financing.

Development projects have no operating history upon which to base estimates of future cash flow. Estimates of proved and probable reserves and cash operating costs are, to a large extent, based upon detailed geological and engineering analysis. We also conduct feasibility studies that derive estimates of capital and operating costs based upon many factors, including anticipated tonnage and grades of nickel ore to be mined, the configuration of the mine, ground and mining conditions and anticipated environmental and regulatory compliance costs.

It is possible that actual costs and economic returns of current and new mining operations may differ materially from our best estimates. It is not unusual for new mining operations to experience unexpected problems during the start-up phase and to require more capital than anticipated.

*Fluctuations in transportation costs and disruptions in transportation could adversely affect the demand for our nickel ore.*

Transportation costs may vary for a number of reasons, including changes in global demand for commodities, the size of the global shipping fleet and fuel costs. Under the terms of certain of our ore supply agreements, the customer is responsible for paying transportation costs including shipping and related insurance costs. Any future increases in freight costs could result in a significant decrease in

the volume of nickel ore that customers outside the Philippines purchase from us.

We depend upon ships to deliver nickel ore to our international customers. While these customers typically arrange and pay for transportation of nickel ore from transshipment areas to the point of use, disruptions to these transportation services because of weather-related problems, distribution problems, labor disputes or other events could temporarily restrict the ability to supply nickel ore to customers or could result in demurrage claims by ship-owners for loading delays.

*Continued compliance with safety, health and environmental laws and regulations may adversely affect our business, results of operations, and financial condition.*

We expend significant financial and managerial resources to comply with a complex set of environmental, health and safety laws, regulations, guidelines and permitting requirements (for the purpose of this paragraph, collectively referred to as “laws”) drawn from a number of different jurisdictions. We anticipate that we will be required to continue to do so in the future as the recent trend towards stricter environmental laws is likely to continue. The possibility of more stringent laws or more rigorous enforcement or new judicial interpretation of existing laws exists in the areas of worker health and safety, the disposition of waste, the decommissioning and rehabilitation of mining sites and other environmental matters, each of which could have a material adverse effect on our exploration, operations or the cost or the viability of a particular project.

Our facilities operate under various operating and environmental permits, licenses and approvals that contain conditions that must be met and our right to continue operating our facilities is, in a number of instances, dependent upon compliance with these conditions. Failure to meet certain of these conditions could result in the interruption or closure of exploration, development or mining operations or material fines or penalties, all of which could have an adverse impact on our business, results of operations, and financial condition. An unequal application and implementation of the laws and without due process will have an adverse effect on the Company.

*Changes in, or more aggressive enforcement of laws and regulations could adversely impact our business.*

Mining operations and exploration activities are subject to extensive laws and regulations. These relate to production, development, exploration, exports, imports, taxes and royalties, labor standards, occupational health, waste disposal, protection and remediation of the environment, mine decommissioning and rehabilitation, mine safety, toxic substances, transportation safety and emergency response and other matters.

Further, there is a risk that mining laws and regulations could change and adversely impact our business. Compliance with these laws and regulations involve substantial costs. It is possible that the costs, delays and other effects associated with these laws and regulations may impact our decision as to whether to continue to operate an existing mine, refining and other facilities or whether to proceed with exploration or development of properties. Since legal requirements change from time to time, are subject to interpretation and may be enforced to varying degrees in practice, we are unable to predict the ultimate cost of compliance with these requirements or their effect on operations should any of these increases or be modified in any material respect.

*We are exposed to exchange rate fluctuations. In particular, fluctuations in the exchange rate between the Peso and the US\$ could have an adverse effect on our results of operations and financial condition.*

Our nickel ore sales are denominated in US\$ while some of our costs are incurred in Pesos. The appreciation of the Peso against the US\$ reduces our revenue in Peso terms. Accordingly,

fluctuations in exchange rates can have an impact on our financial results. While our current policy is not to hedge our exposure to foreign currency exchange risk or invest in derivative instruments, the Company closely monitors the exchange rate fluctuations to determine if there is a need to hedge our exposure to foreign currency exchange risk or invest in derivative instruments.

*Economic, political and other conditions in China, as well as government policies, could adversely affect our business and prospects.*

Our business depends on the general economic conditions in China, as well as its political and social conditions. Our entire revenues for the years ended December 31, 2019, 2020 and 2021 was derived from sales of nickel ore to China. The Chinese market has become a significant source of global demand for commodities and China represented approximately 59% of the total world primary nickel usage in 2020, 4% more than in 2019. Stainless steel production accounted for more than 70% of world primary nickel usage in 2020. The battery sector accounted for about 6% and it is expected that the importance of this sector will become increasingly significant over the next few years. The continued growth of stainless steel output over 2010 to 2019 provided strong support for nickel demand. However, in 2020, world stainless steel production experienced a decrease of 2.5% due to the COVID-19 pandemic. The consumption of nickel ore in January-December 2021 is about 50.072 million tons, which dropped by 12.18% year on year. In 2021, the consumption volume of medium and high grade nickel ore is 35.614 million tons, dropped by 11.87% year on year. The consumption volume of low grade high iron nickel ore is 14.458 million tons, dropped by 12.93% year on year.

The economy of China differs in many respects from the economies of most developed countries, including with respect to:

- The amount and degree of government involvement;
- Growth rate and degree of development;
- Government control over capital investment;
- Government control of foreign exchange; and
- Government allocation of resources.

The Chinese economy is in the process of transitioning from a centrally planned economy to a more market-oriented economy. For approximately three (3) decades, the Chinese government has implemented economic reform measures to utilize market forces in the development of the economy. However, the Chinese government continues to play a significant role in regulating industries and the economy through policy measures. Any political tension between the Chinese and Philippine governments may also have an adverse effect on our business and operations if such tension escalates and has effects on commerce and economic relations. For example, such tension may result in policy directives restricting free trade between China and the Philippines or increase in the cost of doing business between the two (2) countries, such as with respect to shipping and freight costs, which at present constitutes a significant competitive advantage for us against international competitors. We cannot predict the extent of any adverse effect on our current or future business, financial condition or results of operations that could be caused by any changes in Chinese economic, political or social conditions and in Chinese laws, regulations and policies.

Moreover, particularly related to our business, China, in response to its increased demand for commodities, is increasingly seeking self-sufficiency in key commodities, including nickel, through investments in nickel mining operations in other countries. In addition, nickel ore is used in the production of stainless steel and a slowdown in the stainless steel industry in China, or China's economic growth in general, could result in lower Chinese demand for our products and therefore reduce our revenue. In the event that the demand for our nickel ore from our Chinese customers materially decreases and we are unable to find new customers to replace these customers, our business, results of operations, and financial condition could be materially and adversely affected.

## **Government Regulations and Approvals**

The Company relies on regulatory approvals, permits, licenses (including MPSAs), operating agreements with third-party claim owners and land access agreements to conduct its mining operations.

Prior to its expiration, MPSA No. 007-92-X for the Cagdianao Mine, was renewed on June 21, 2016 for another twenty-five years from its initial term ending in 2017, or until February 14, 2042. On March 2, 2020, the MGB confirmed that MPSA No. 007-92-X and the Memorandum of Agreement between SIRC as “Claim Owner” and PGMC as “Operator” is valid and existing as of date.

The Company holds, or has applied for most of, the necessary regulatory approvals, licenses, permits, operating agreements and land access agreements to carry on the activities that it is conducting under applicable laws and regulations.

## **PROPERTIES**

### **Mineral Property**

#### **Cagdianao Mine**

*MPSA No. 007-92-X* - On November 16, 2015, SIRC applied for the renewal of its MPSA and was approved for another twenty-five (25) year term on June 21, 2016. The renewed MPSA is valid until February 14, 2042. The MPSA covers an area of 4,376 hectares and is currently operating deposits CAGA 2, 3 and 4.

The Cagdianao Mine is located in Sitio Kinalablaban, Barangay Cagdianao, Municipality of Claver, in the province of Surigao del Norte in the northeast corner of Mindanao island. The Cagdianao Mine is located within the Surigao Mineral Reservation and in a geological area known as the Surigao Laterite Domain, characterized by substantial deposits of both limonite and saprolite. It is accessible via domestic flights from Manila, Cebu, and other domestic locations, which can land either in Surigao City or Butuan City; Surigao City is approximately 89 kilometers, while Butuan City is approximately 170 kilometers away from our Cagdianao Mine. The mine is connected to two (2) separate pier facilities connecting to the mining operation via causeways, which facilitate the loading of ore and the unloading of supplies to and from ships anchored offshore in the Philippine Sea. The Cagdianao Mine also features extensive infrastructure to support the Group’s mining operations, including stockyards, administration buildings, testing and sampling laboratory, staff accommodation and access roads.

#### **Mineral Resources and Reserves**

Mineral resources and ore reserves at the Cagdianao Mine as estimated by the PMRC Competent Person as at October 15, 2021 are shown in the tables in the next page:

## Statement of Mineral Resources for Total Nickel as of 15 October 2021 (Measured and Indicated)

Material Type	Deposit	PMRC Classification	Volume	Quantity (Tonnes)	%Ni	%Fe	Dry Bulk Density
Combined (High Grade, Medium Grade, Low Grade)	CAGA-1 (Development)*	Measured	8,752,001	9,975,000	1.0	42.2	1.1
		Indicated	3,345,495	3,772,000	1.0	33.8	1.1
		Subtotal	12,127,499	13,747,000	1.0	39.9	1.1
	CAGA-2 (As of Oct 15, 2021)	Measured	5,387,403	6,923,000	1.2	29.2	1.3
		Indicated	4,135,895	5,317,000	1.1	29.6	1.3
		Subtotal	9,523,302	12,240,000	1.1	29.3	1.3
	CAGA-3 (As of Oct 15, 2021)	Measured	5,458,086	6,096,000	1.2	27.2	1.1
		Indicated	1,855,957	2,046,000	1.2	23.7	1.1
		Subtotal	7,354,043	8,142,000	1.2	26.3	1.1
	CAGA-4 (As of Oct 15, 2021)	Measured	9,029,353	11,396,000	1.2	24.0	1.3
		Indicated	4,413,751	5,573,000	1.2	24.7	1.3
		Subtotal	13,443,106	16,969,000	1.2	24.3	1.3
	CAGA-5 (Unmined)*	Measured	1,155,038	1,386,000	1.0	45.7	1.2
		Indicated	1,415,964	1,699,000	1.0	22.7	1.2
		Subtotal	2,571,002	3,085,000	1.0	33.0	1.2
	CAGA-6N (Unmined)*	Measured	112,735	156,000	0.9	47.4	1.4
		Indicated	2,366,602	3,008,000	1.2	21.3	1.3
		Subtotal	2,479,337	3,164,000	1.2	22.6	1.3
	CAGA-6S (Unmined)*	Measured	3,230,098	3,548,000	1.1	30.9	1.1
		Indicated	925,019	1,008,000	1.0	25.9	1.1
		Subtotal	4,155,117	4,556,000	1.1	29.8	1.1
CAGA-7 (Unmined)*	Measured	5,098,477	5,318,000	1.1	34.1	1.0	
	Indicated	5,191,845	5,552,000	0.9	40.4	1.1	
	Subtotal	10,290,322	10,870,000	1.0	37.3	1.1	
Combined	Measured	38,293,191	44,798,000	1.1	31.8	1.2	
	Indicated	23,650,535	27,975,000	1.1	29.5	1.2	
	<b>Total</b>		<b>61,944,000</b>	<b>72,773,000</b>	<b>1.1</b>	<b>30.9</b>	<b>1.2</b>

### Notes:

- The PGMC Statement of Mineral Resources has been generated under the supervision of Mr. Edgardo G. Garcia, who is an independent Consulting Geologist and a Registered Member of the Geological Society of the Philippines and Australian Institute of Mining and Metallurgy. He has sufficient experience relevant to the style of mineralization and type of deposit under consideration and to the activity that he has undertaken to qualify as a Competent Person as defined in the PMRC and JORC Codes.
- All Mineral Resources figures reported in the table above represent estimates on 15 October 2021. Mineral Resource estimates are not precise calculations, being dependent on the interpretation of limited information on the location, shape, continuity of the mineralization, and the availability of sampling results. The totals contained in the above table have been rounded to reflect the relative uncertainty of the estimate and thus may cause some computational variances.
- Mineral Resources are reported in accordance with the Philippine Mineral Reporting Code (PMRC 2007 Edition), which was adopted from the JORC.
- The PGMC Statement of Mineral Resources includes all estimates for all explored deposits of the PGMC- CAGA Nickel Expansion Project, namely: CAGA-1 to CAGA-7. However, estimates\* for CAGA-5 remain the same as reported on 31 May 2014 as no additional exploration/drilling and mining operations have been undertaken since then.
- The decrease in PGMC's Mineral Resources at CAGA-1, CAGA-2, CAGA-3, and CAGA-4 (2020:2021) resulted from mine depletion.
- The current CAGA-7 estimates above cover the integrated former CAGA-7 (8 November 2020) and HIGDON (15 March 2021) estimates which are now part of the PGMC- CNEP (estimated on 05 June 2021).

## Statement of Ore Reserves as of October 15, 2021

Classification	Proven			Probable			Total			
	Material	WMT	Nickel, Ni	Iron, Fe	WMT	Nickel, Ni	Iron, Fe	WMT	Nickel, Ni	Iron, Fe
	x 10 <sup>6</sup>	%	%	x 10 <sup>6</sup>	%	%	x 10 <sup>6</sup>	%	%	%
HG	2.60	1.79	13.92	0.58	1.78	13.77	3.17	1.79	13.89	
LGHF	15.97	0.83	48.77	5.90	0.81	48.58	21.87	0.82	48.72	
LGMF	5.03	1.16	45.44	1.40	1.14	44.93	6.43	1.15	45.33	
LGLF	9.23	1.22	13.22	5.64	1.21	13.38	14.88	1.22	13.28	
MGMF	0.32	1.43	44.53	0.06	1.42	45.03	0.38	1.43	44.60	
MGLF	7.67	1.47	13.70	2.95	1.46	13.43	10.62	1.47	13.62	
ORE	40.82	1.15	31.48	16.53	1.13	28.75	57.35	1.14	30.69	

## Liens and Encumbrances

None of the Group's real properties are subject to any liens, encumbrances or other security interests.

## **LEGAL PROCEEDINGS**

To the knowledge and information of the Company, there is no material pending legal proceeding (wherein the amount involved, exclusive of interest and costs, exceeds ten percent (10%) of the current assets of the Company), to which the Company is a party or of which its property is the subject before any court of law in the Philippines, and which if adversely determined, will have a material adverse effect on the financial condition of the Company.

## **Changes in and Disagreements with Accountants on Accounting and Financial Disclosure**

The Company's Board of Directors reviews and approves the engagement of services of the Company's external auditors, who are appointed upon the recommendation of the Audit Committee, and which appointment shall be ratified by the stockholders during the annual stockholders' meeting. The Chairman of the Company's Audit Committee is Mr. Sergio Ortiz-Luis Jr.. He is joined by Atty. Dante R. Bravo and Mr. Edgardo G. Lacson as members of the Audit Committee.

The auditing firm of Sycip Gorres Velayo & Co. ("SGV"), a member firm of Ernst & Young Global Limited will be nominated and recommended to the stockholders for reappointment as external auditor. Representatives of the said firm are expected to be present at the upcoming Annual Stockholders' Meeting to respond to appropriate questions and to make a statement if they so desire.

In compliance with SRC Rule 68 (3) (b) (iv) of the Securities Regulation Code, the appointment of a signing partner of SGV shall not exceed five (5) consecutive years. Ms. Eleonore A. Layug, commenced as engagement partner of the Company starting 2017.

The independent auditors for the Company were changed from Navarro, Amper & Co. to SGV effectively from July 2014 after the acquisition of the PGMC by the Company. SGV has been the auditor for PGMC since 2005, for the considerations of consistency and ease of consolidation of the Company's and PGMC's financial statements. SGV was also appointed by the Company as its auditors. There were no disagreements between the two auditing firms.

## **External Audit Fees and Services**

In accordance with the Company's Manual on Corporate Governance as of September 1, 2020, the Audit, Risk and Related Party Transaction Committee is tasked to select and evaluate the External Auditor of the Company and which is thereafter endorsed to the Board of Directors and presented to the stockholders for approval. The Committee deliberates and evaluates the performance of the accounting firm for the past years, the quality of their audit work, the size of their firm and their fees considering also the firm's reputation.

### *A. Audit and Audit-Related Fees*

The fees paid by the Company for the professional services rendered by the external auditor for the last two (2) years is as follows:

*External Audit Fees and Services.* The audit of the registrant's annual financial statements or service that the auditor, Sycip Gorres Velayo & Co., normally provide is billed as follows:

<b>Year</b>	<b>Audit &amp; Audit-Related Fees*</b>	<b>Tax Fees</b>	<b>Other Fees</b>
2021	₱2,581,487	-	-
2020	₱1,787,943	-	-

*\* Includes value-added tax and operating expenses*

There are no other assurance and related services by the external auditor that are reasonably related to the performance of the audit or review of the registrant's financial statements.

The scope of the service rendered by the external auditor was to audit the Company's financial statements.

### *B. Tax Fees*

The aggregate fees billed for professional services rendered by the external auditor for tax accounting, compliance, advice, planning and any other form of tax services amounted to ₱210,840 and nil for the periods ended December 31, 2021 and 2020, respectively.

The scope of tax services rendered by the external auditor was assistance in the BIR Form 1709 preparation.

### *C. All Other Fees*

No aggregate fees billed in each of the last two (2) years for products and services provided by the external auditor, other than the services reported under items (a) and (b) above.

### *Audit Committee Approval Policy and Procedure*

It is explicit in the Audit Committee Charter, that the Committee shall appoint, compensate, and oversee the work of the independent external auditor, resolve any disagreements between management and the auditor regarding financial reporting, and pre-approve all audit and non-audit services.

### **Market Price of and Dividends**

#### ***Market Information***

The PSE is the principal market for the Company's shares. The closing price of the shares as of May 31, 2022, is at ₱2.65 per share.

The high and low sale prices of the shares of stock of the Company for each quarter within the period January 1, 2021 to December 31, 2021 and the last two (2) years are as follows:



YEAR	Q1		Q2		Q3		Q4	
	High	Low	High	Low	High	Low	High	Low
2022	3.50	1.99						
2021	3.22	2.13	2.88	2.39	2.65	2.00	2.25	2.00
2020	1.86	0.45	1.07	0.55	1.38	0.86	2.77	1.08
2019	1.71	1.41	1.67	1.41	1.98	1.41	2.10	1.44

## Holders

The Company has approximately 1,714 shareholders as of December 31, 2021. Based on the record, the following are the top twenty (20) stockholders with their respective shareholdings and percentage to total shares outstanding as of said date:

Stockholder Name	Nationality	No. of Shares	%
PCD Nominee Corp - Filipino	Filipino	2,194,368,315	42.12
PCD Nominee Corp - Non-Filipino	Foreign	1,821,802,263	34.97
Regulus Best Nickel Holdings, Inc.	Filipino	523,154,668	10.04
Blue Eagle Elite Venture, Inc.	Filipino	348,769,779	06.69
Sohoton Synergy, Inc.	Filipino	233,156,767	04.47
Red Lion Fortune Group, Inc.	Filipino	57,588,866	01.11
Joseph C. Sy	Filipino	5,000,000	00.10
Dante R. Bravo	Filipino	3,261,053	00.06
Orion-Squire Capital, Inc. A/C-0459	Filipino	2,283,106	00.04
Carlo A. Matilac	Filipino	1,733,226	00.03
Mary Belle D. Bituin	Filipino	1,630,523	00.03
Squire Securities, Inc.	Filipino	867,338	00.02
Geary L. Barias	Filipino	785,860	00.01
Corsino L. Odtojan	Filipino	785,860	00.01
Marilou C. Celzo	Filipino	678,479	00.01
Emmanuel Felipe E. Fang	Filipino	575,779	00.01
Hilario A. Sale Jr	Filipino	575,779	00.01
George L. Go	Filipino	539,153	00.01
Kuok Philippines Properties Inc.	Filipino	463,953	00.01
Richard C. Gimenez	Filipino	430,738	00.01
Tong Gabriel	Filipino	417,805	00.01
Oca Gregorio	Filipino	417,193	00.01

## Dividends

Below is the history of the recent dividend declarations made by the Company and PGMC for the three (3) most recent fiscal years.

	For the Years Ended December 31		
	2021	2020	2019
	(₱ in millions)		
The Company (cash dividend)	₱521	₱-	₱-
<i>Subsidiaries</i>			
PGMC (cash dividend)	1,476	1,230	2,201
Total	₱1,997	₱1,230	₱2,201

On December 31, 2021, PGMC declared cash dividends of ₱57.00 per share to stockholders of record as of December 31, 2021 or for a total of ₱1,476,299,943.00 and paid its stockholders on or before March 31, 2022.

On May 17, 2021, the Parent Company declared cash dividends of ₱0.10 per share to stockholders of record as of June 15, 2021 or for a total of ₱521,031,525 and paid its stockholders not later than July 9, 2021.

On December 30, 2020, PGMC declared cash dividends of ₱47.50 per share to stockholders of record as of December 30, 2020 or for a total of ₱1,230,249,952.50 and paid its stockholders on or before March 31, 2021.

On December 16, 2019, PGMC declared cash dividends of ₱85.00 per share to stockholders of record as of December 15, 2019 or for a total of ₱2,201,499,915.00 and paid its stockholders on or before January 2020.

Other than as set forth above, none of our other subsidiaries declared any dividends for the years ended December 31, 2021, 2020 and 2019. Declarations of dividends in previous years are not indicative of future dividend declarations.

#### **Description of Registrant's Securities**

As of April 30, 2022, the Company has a total issued capital stock of 6,072,357,151 common shares. 5,199,872,829 common shares of the Company are outstanding and 872,484,322 shares are treasury stock.

#### **Recent Sales of Unregistered or Exempt Securities including Recent Issuance of Securities Constituting an Exempt Transaction**

On June 30, 2014, IHoldings, Inc., Kwantlen Development Corp. and Januarius Resources Realty Corp (collectively, the IHoldings Group) owned 74.80%, 10.17% and 4.85% of the Company, respectively.

On July 9, 2014, IHoldings Group entered into a Share Purchase Agreement with Huatai Investment Holdings Pty. Ltd., Regulus Best Nickel Holdings, Inc., Bellatrix Star, Inc., Alpha Centauri Fortune Group, Inc., Antares Nickel Capital, Inc., Blue Eagle Elite Ventures, Inc., Ultimate Horizon Capital, Inc., Sohoton Energy, Inc., Great South Group Ventures, Inc., Red Lion Fortune Group, Inc., Wei Ting, Dante R. Bravo and Seng Gay Chan (collectively, the “Thirteen Stockholders”) pursuant to which IHoldings Group will sell to the Thirteen Stockholders 6,291,132,047 common shares of the Company (the “Subject Shares”) comprising the entirety of their respective shareholdings and representing 89.82% of the total issued and outstanding capital stock of the Company. This Share Purchase Agreement was amended on September 4, 2014,

On September 5, 2014, as a requirement under the Securities Regulation Code (SRC), the Thirteen Stockholders have launched a mandatory tender offer to acquire the shares of the minority stockholders holding 712,781,634 common shares of the Company and filed a Tender Offer Report with the SEC and PSE. The Tender Offer period lapsed October 10, 2014 where 204,264 common shares (the “Tendered Shares”) were tendered to the Thirteen Stockholders. After the lapse of the tender offer period, the Thirteen Stockholders completed the purchase of the Subject Shares in

accordance with the Share Purchase Agreement. The Subject and Tendered Shares were crossed through the PSE on October 15, 2014.

On September 10, 2014 and October 22, 2014, the Board of Directors and the stockholders of the Company, respectively, approved the following amendments to the Articles of Incorporation and By-laws:

- Change in the Company's name from Southeast Asia Cement Holdings, Inc. to Global Ferronickel Holdings, Inc.;
- Change in the registered and principal address from Room 1104, Liberty Center Buildings, 104 H.V. dela Costa corner Leviste Streets, Salcedo Village, Makati City to 7<sup>th</sup> Floor, Corporate Business Centre, 151 Paseo de Roxas corner Arnaiz Street, Makati City;
- Increase in the number of directors from nine (9) to ten (10) members;
- Increase in the authorized capital stock of the Company from ₱2,555,000,000.00 divided into 7,300,000,000 common shares with par value of ₱0.35 per share to ₱12,555,000,000.20 divided into 35,871,428,572 common shares with a par value of ₱0.35 per share; and
- Change of fiscal year from June 30 to December 31.

The Board and the stockholders of the Company also approved the issuance of 10,463,093,371 new common shares of the Company resulting from the increase in the authorized capital stock to the Thirteen Shareholders who are also the stockholders of PGMC in exchange for the sale and transfer to the Company of 99.85% of the outstanding capital stock of PGMC under a Deed of Exchange dated October 23, 2014; and the follow-on offering and listing of shares with the PSE which includes the 10,463,093,371 common shares issued to the stockholders of PGMC.

On October 23, 2014, the Company executed a Deed of Exchange for a share-for-share swap (Share Swap) with the Thirteen Stockholders of PGMC. The Company will issue 10,463,093,371 common shares to the Thirteen Stockholders in exchange for the 99.85% outstanding shares of PGMC and cancel the receivables of the Company assumed by the Thirteen Stockholders from the IHoldings Group pursuant to the Share Purchase Agreement dated July 9, 2014, as amended on 4 September 2014. The total par value of the 10,463,093,371 common shares to be issued by the Company to the Thirteen Stockholders amounted to ₱3,662.1 million.

On November 27, 2014, the Company entered into a Memorandum of Agreement with Giantlead Prestige, Inc., Alpha Centauri Fortune Group, Inc., Antares Nickel Capital, Inc., Huatai Investment Holding Pty. Ltd. and an individual for the purchase of 500,000 common shares and 6,250,000,000 preferred shares or one hundred percent (100%) interest of Southeast Palawan Nickel Ventures, Inc. (SPNVI) for \$50.0 million or its Philippine peso equivalent.

On December 1, 2014, the Company filed with SEC a Notice of Exempt Transaction under Section 10.1 (e) and (i) of the Securities Regulation Code, or pursuant to the sale of capital stock of a corporation to its own stockholders exclusively, where no commission or other remuneration is paid or given directly or indirectly in connection with the sale of such capital stock and pursuant to the subscription for shares of the capital stock of a corporation prior to the incorporation thereof or in pursuance of an increase in its authorized capital stock under the Philippine Corporation Code, when no expense is incurred, or no commission, compensation or remuneration is paid or given in connection with the sale or disposition of such securities, and only when the purpose for soliciting,

giving or taking of such subscriptions is to comply with the requirements of such law as to the percentage of the capital stock of a corporation which should be subscribed before it can be registered and duly incorporated, or its authorized capital increased, for the issuance of the aforementioned 10,463,093,371 new common shares. An amended Notice of Exempt Transaction was filed on February 18, 2015.

On December 22, 2014, the Philippine SEC approved the Company's application to increase in the authorized capital stock of the Company to ₱12,555,000,000.20 divided into 35,871,428,572 common shares with a par value of ₱0.35 per share, and the issuance of 10,463,093,371 to the stockholders of PGMC who transferred their shares in PGMC to the Company, as well as the amendment of its articles of incorporation and by-laws to reflect the change in the corporate name, principal address, number of directors and fiscal year.

On February 26, 2015, the Company's stockholders representing 71.64% of the total outstanding shares unanimously approved and ratified the planned acquisition of SPNVI.

On May 19, 2015, SEC approved PGMC's increase of authorized capital stock from ₱ 715,375,046.80 to ₱ 1,515,375,046.80. Out of the increase in the authorized capital stock of ₱800,000,000.00 divided into 80,000,000,000 Class A Common Shares with a par value of ₱0.01 per share, FNI subscribed 20,000,000,000 Class A Common Shares or 61.51% of PGMC.

On August 6, 2015, the Board of Directors of the Company approved the following:

- the execution of the Contract to Sell for the purchase of 500,000 common shares and 6,250,000,000 preferred shares or one hundred percent (100%) interest of SPNVI for \$50.0 million or its Philippine peso equivalent
- subscription of the company to the remaining unissued and unsubscribed shares of SPNVI consisting of Three Hundred Thousand (300,000) common shares with a par value of One Peso (₱ 1.00) per share, and Three Billion Seven Hundred Fifty Million (3,750,000,000) preferred shares with a par value of One Centavo (₱ 0.01) per share, for a total subscription price of Thirty Seven Million Eight Hundred Thousand Pesos (₱ 37,800,000.00)

The Company, its Subsidiaries and Affiliates (collectively, the "Group") have no record of any bankruptcy, receivership or similar proceedings during the past three (3) years. Neither has the Group made any material reclassification, merger, consolidation, or purchase nor sale of a significant amount of assets not in the ordinary course of business from 2019 to 2021, except as disclosed and mentioned herein, and in the Company and Subsidiaries audited financial statements.

## **Management's Discussion and Analysis of Financial Position and Results of Operations**

### **Plan of Operations**

The Company will serve as a holding company and will retain its shares in PGMC. The Company will also explore other opportunities in the next twelve (12) months. The Company shall finalize consolidation of Iphilan Nickel Corporation into the Group as soon as practicable.

## Operating Segment Information

The Group's operating businesses are organized and managed separately according to the nature of the products and services provided, with each segment representing a strategic business unit that offers different products and serves different markets.

The mining segment is engaged in the mining and exploration of nickel saprolite and limonite ore and limestone.

The services segment is engaged in the chartering out of land craft tanks (LCTs) to PGMC.

## Summary Financial Information

The following discussion and analysis are based on the interim unaudited consolidated financial statements as at March 31, 2022 and December 31, 2021, the related consolidated statements of comprehensive income, changes in equity and cash flows for the periods ended March 31, 2022 and 2021, and the audited consolidated financial statements as at December 31, 2021 and 2020 and for the years ended December 31, 2021, 2020 and 2019 and accompanying notes to the consolidated financial statements, prepared in conformity with Philippine Financial Reporting Standards (PFRS).

The Group has not, in the past five (5) years and since its incorporation, revised its consolidated financial statements for reasons other than changes in accounting period and policies.

The consolidated financial statements as at December 31, 2021 and 2020 and for the years ended December 31, 2021, 2020 and 2019 are hereto attached.

The following tables set forth the summary financial information for the three-month period ended March 31, 2022 and 2021 and as at March 31, 2022 and December 31, 2021:

	March 31, 2022 (Unaudited)	December 31, 2021 (Audited)	Increase/ (Decrease)	Percent Inc. (Dec.)
<i>(In Thousand Pesos)</i>				
<b>ASSETS</b>				
Current Assets	6,685,617	6,964,970	(279,353)	-4.0%
Noncurrent Assets	6,999,391	6,932,471	66,920	1.0%
<b>TOTAL ASSETS</b>	<b>13,685,008</b>	<b>13,897,441</b>	<b>(212,433)</b>	<b>-1.5%</b>
<b>LIABILITIES AND EQUITY</b>				
Current Liabilities	1,349,226	1,358,583	(9,357)	-0.7%
Noncurrent Liabilities	1,934,038	1,921,772	12,266	0.6%
<b>Total Liabilities</b>	<b>3,283,264</b>	<b>3,280,355</b>	<b>2,909</b>	<b>0.1%</b>
<b>Equity</b>				
Attributable to Equity Holders				
of the Parent Company	10,047,681	10,259,790	(212,109)	-2.1%
Non-controlling Interest (NCI)	354,063	357,296	(3,233)	100.0%
<b>Total Equity</b>	<b>10,401,744</b>	<b>10,617,086</b>	<b>(215,342)</b>	<b>-2.0%</b>
<b>TOTAL LIABILITIES AND EQUITY</b>	<b>13,685,008</b>	<b>13,897,441</b>	<b>(212,433)</b>	<b>-1.5%</b>

	For the Quarter Ended		Increase (Decrease)	Percent Inc. (Dec.)
	March 31			
	2022	2021		
	<i>(in Thousand Pesos)</i>			
Revenues	39,904	133,289	(93,385)	-70.1%
Cost and Expenses	(230,449)	(237,933)	(7,484)	-3.1%
Finance Costs	(25,780)	(9,531)	16,249	170.5%
Share in Net Loss of Investment in Associates	(10,992)	(6,259)	4,733	75.6%
Other Income (Charges) - net	(10,588)	6,148	(16,716)	-271.9%
Loss Before Income Tax	(237,885)	(114,306)	123,579	108.1%
Provision for Income Tax - net	(39,726)	(20,539)	19,187	93.4%
<b>Net Loss</b>	<b>(198,159)</b>	<b>(93,767)</b>	<b>104,392</b>	<b>111.3%</b>
Other Comprehensive Income	16,044	7,633	8,411	110.2%
<b>Total Comprehensive Loss</b>	<b>(182,115)</b>	<b>(86,134)</b>	<b>95,981</b>	<b>111.4%</b>
Basic and Diluted Loss Per Share	(0.0375)	(0.0176)	0.0199	112.8%
Net Loss Attributable To:				
Equity Holders of the Parent	(194,926)	(93,153)	101,773	109.3%
Non-controlling Interest (NCI)	(3,233)	(614)	2,619	426.5%
	<b>(198,159)</b>	<b>(93,767)</b>	<b>104,392</b>	<b>111.3%</b>

	For the Quarter Ended		For the Year Ended
	March 31		December 31
	2022	2021	2021
	<i>(in Thousand Pesos)</i>		
Capital Stock	6,375,975	6,375,975	6,375,975
Additional Paid-in Capital	239,012	239,012	239,012
Fair Value Reserve of Financial Asset at Fair Value through Other Comprehensive Loss	(4,680)	(5,270)	(5,565)
Remeasurement Gain on Retirement Obligation	43,703	8,607	43,703
Cumulative Translation Adjustment	34,270	(37,547)	19,111
Retained Earnings	5,305,434	3,959,980	5,500,360
Treasury Shares - at cost	(1,946,033)	(1,912,806)	(1,912,806)
Non-controlling Interest (NCI)	354,063	30,975	357,296
<b>Total Equity</b>	<b>10,401,744</b>	<b>8,658,926</b>	<b>10,617,086</b>

	<b>For the Quarter Ended</b>	
	<b>March 31</b>	
	<b>2022</b>	<b>2021</b>
	<i>(In Thousand Pesos)</i>	
<b>NET CASH FLOWS FROM (USED IN):</b>		
Operating Activities	(301,961)	(264,049)
Investing Activities	(393,388)	(183,462)
Financing Activities	(62,383)	(373,789)
<b>NET DECREASE IN CASH</b>	<b>(757,732)</b>	<b>(821,300)</b>
Effect of Exchange Rate Changes on Cash	47,443	19,653
<b>CASH AT BEGINNING OF PERIOD</b>	<b>3,821,177</b>	<b>2,451,566</b>
<b>CASH AT END OF PERIOD</b>	<b>3,110,888</b>	<b>1,649,919</b>

### Statement of Financial Condition

As at March 31, 2022, total assets of the Group stood at ₱13,685.0 million, lower by ₱212.4 million or 1.5%, from ₱13,897.4 million as at December 31, 2021. The decrease was due to the decline in current assets by ₱279.3 million or 4.0% and increase in noncurrent assets by ₱66.9 million or 1.0%.

The net decrease in current assets was mainly attributable to the decrease in cash and cash equivalents by ₱710.3 million. The net increase in noncurrent assets was mainly due to the following: (a) increase in deferred tax assets by ₱35.0 mainly attributable to the net loss carryover (NOLCO) for the first quarter; and (b) increase in other noncurrent assets by ₱49.5 million attributable mainly to the increase in advances to suppliers in relation to the Group's preparation for the 2022 mining season.

Total liabilities of the Group stood at ₱3,283.3 million as at March 31, 2022, up by ₱2.9 million or 0.1%, from ₱3,280.4 million as at December 31, 2021. This was mainly attributable to the increase in trade and other payables by ₱28.5 million and payments of lease liabilities and income taxes made during the quarter.

### Results of Operations

The Group's operational Surigao mine performs nickel ore production and shipment during the dry months of each year between April to October, and hence the net loss of ₱198.2 million for the quarter ended March 31, 2022 mainly represents the recurring general and administrative expenses of the Group.

#### Revenues

The revenues earned during the first quarter of 2022 amounting to ₱39.9 million pertains to revenue from contracts by the Group's port operation services. There was no reported sale of ore during the first quarter of this year because there was no shipment compared to one (1) shipment of low-grade nickel ore in the first quarter of 2021 that generated export revenue of ₱133.3 million.

#### Cost and Expenses

Cost and expenses include cost of sales, excise taxes and royalties, general and administrative expenses, and shipping and distribution. The cost and expenses amounted to ₱230.4 million for the three months ended March 31, 2022 compared to ₱237.9 million for the three months ended March 31, 2021, a decrease of ₱7.5 million or 3.1%.

### *Cost of Sales*

The cost of sales amounting to ₱29.5 million represents the cost of services incurred for the Group's port operation during the first quarter of 2022, while cost of sales amounting to ₱47.5 million for the three months ended March 31, 2021 represents the contract hire and allocated cost for the Group's shipment in the prior period.

### *General and Administrative*

General and administrative expenses were ₱198.6 million in the period ended March 31, 2022 compared to ₱166.7 million in the period ended March 31, 2021, an increase of ₱31.9 million, or 19.1%. The increase was mainly due to the increase in depreciation and amortization, repairs and maintenance, outside services, and personnel costs amounted to ₱17.1 million, ₱5.9 million, ₱4.2 million and ₱3.8 million, respectively.

### *Shipping and Distribution*

Shipping and loading costs were ₱2.3 million for the three months ended March 31, 2022 compared to ₱10.5 million in the same period last year, lower by ₱8.2 million, or 78.2%.

### *Finance Costs*

Finance costs amounted to ₱25.8 million in the three months ended March 31, 2022 compared to ₱9.5 million of the same period last year, an increase of ₱16.3 million, or 170.5%. The increase was mainly due to the increase in the loan availment with Taiwan Cooperative Bank Manila Offshore Banking Branch (TCB) and lease liabilities during this year compared to the prior period.

### *Share in Net Loss of Investment in Associates*

In accordance with Philippine Accounting Standards (PAS) 28, *Investment in Associates and Joint Ventures*, the Group recognizes its share in the net earnings or losses of its associate using the equity method of accounting. The share in net loss of investment in associates amounted to ₱11.0 million and ₱6.3 million for the periods ended March 31, 2022 and 2021, respectively, an increase of ₱4.7 million, or 75.6%. For the period ended March 31, 2022, this represents net loss take-up in relation to the Group's investment in Southeast Palawan Nickel Ventures, Inc. (SPNVI). Seasia Nectar Port Services, Inc. (SNPSI) ceases to be an associate and became a subsidiary of the Group as at December 31, 2021 as a result of the Group's additional 40.05% investment interest in SNPSI in accordance with PFRS 3, *Business Combinations*. For the period ended March 31, 2021, the share in net loss represents the net loss take-up in relation to the Group's investments in SPNVI and SNPSI. The increase in the amount of the Group's share in the net loss was mainly due to the increased activities and corresponding expenditures of SPNVI's subsidiary, Iplan Nickel Corporation (INC), as it transitioned to the development phase during the first quarter of 2022.

### *Other Income (Charges) - net*

Net other charges amounted to ₱12.7 million in the period ended March 31, 2022 compared to net other income of ₱4.7 million in the period ended March 31, 2021, a decrease of ₱17.4 million, or 367.2%. The difference pertains mainly to the net foreign exchange losses incurred this period amounted to ₱12.7 million compared to the net foreign exchange gains earned in the prior period amounted to ₱4.8 million attributable to the rebooking of United States Dollar (US\$) denominated loans and payables.

### *Benefit from Income Tax - Net*

The net benefit from income tax was ₱39.7 million for the three months ended March 31, 2022 compared to ₱20.5 million in the same period last year, an increase of ₱19.2 million or 93.4%. The increase was due to the recognized deferred tax asset on NOLCO during the period.



## Total Comprehensive Loss - net of tax

### Cumulative Translation Adjustment

The Group had recognized cumulative translation adjustment, net of tax amounted to ₱15.2 million and ₱7.4 million for the periods ended March 31, 2022 and 2021, respectively, which pertained to the exchange differences arising on the translation of a subsidiary's functional currency to the presentation currency of the Parent Company.

The following tables set forth the summary financial information as at and for the years ended December 31, 2021, 2020 and 2019.

#### Summary of Consolidated Statements of Income

	For the Years Ended			Horizontal Analysis			
	December 31			Increase (Decrease)		Increase (Decrease)	
	2021	2020	2019	2021 vs. 2020	%	2020 vs. 2019	%
	<i>In Thousand Pesos</i>						
Revenues	7,708,105	7,262,574	6,654,626	445,531	6%	607,948	9%
Cost of Sales	(2,287,003)	(2,368,014)	(2,737,893)	(81,011)	-3%	(369,879)	-14%
Operating Expenses	(2,230,459)	(2,185,279)	(1,943,071)	45,180	2%	242,208	12%
Finance Costs	(65,174)	(54,922)	(83,084)	10,252	19%	(28,162)	-34%
Finance Income	6,665	7,418	9,951	(753)	-10%	(2,533)	-25%
Share in Net Income (Loss) of Investment in Associates	(52,116)	35,745	(41,464)	87,861	246%	(77,209)	-186%
Loss on Remeasurement of Investment in an Associate	(41,426)	-	-	(41,426)	-100%	-	0%
Bargain Purchase Gain	45,756	-	-	45,756	100%	-	0%
Other Charges - net	(519,825)	(44,466)	(27,409)	475,359	1060%	17,057	62%
Provision for Income Tax	(588,816)	(787,656)	(528,101)	(198,840)	-25%	259,555	49%
Net Income	1,975,707	1,865,400	1,303,555	110,307	6%	561,845	43%
Net Income (Loss) Attributable to:							
Equity Holders of the Parent	1,975,301	1,867,572	1,307,772	107,729	6%	559,800	43%
Non-controlling Interest	406	(2,172)	(4,217)	(2,578)	-119%	(2,045)	100%
	1,975,707	1,865,400	1,303,555	110,307	6%	561,845	43%

#### Summary of Consolidated Statements of Income

	For the Years Ended			Vertical Analysis			
	December 31			Increase (Decrease)		Increase (Decrease)	
	2021	2020	2019	2021 vs. 2020	%	2020 vs. 2019	%
	<i>In Thousand Pesos</i>						
Revenues	7,708,105	7,262,574	6,654,626	445,531	404%	607,948	108%
Cost of Sales	(2,287,003)	(2,368,014)	(2,737,893)	(81,011)	73%	(369,879)	66%
Operating Expenses	(2,230,459)	(2,185,279)	(1,943,071)	45,180	-41%	242,208	-43%
Finance Costs	(65,174)	(54,922)	(83,084)	10,252	-9%	(28,162)	5%
Finance Income	6,665	7,418	9,951	(753)	-1%	(2,533)	0%
Share in Net Income (Loss) of Investment in Associates	(52,116)	35,745	(41,464)	87,861	-80%	(77,209)	14%
Loss on Remeasurement of Investment in an Associate	(41,426)	-	-	(41,426)	-38%	-	0%
Bargain Purchase Gain	45,756	-	-	45,756	41%	-	0%
Other Charges - net	(519,825)	(44,466)	(27,409)	475,359	-431%	17,057	-3%
Provision for Income Tax	(588,816)	(787,656)	(528,101)	(198,840)	180%	259,555	-46%
Net Income	1,975,707	1,865,400	1,303,555	110,307	100%	561,845	100%
Net Income (Loss) Attributable to:							
Equity Holders of the Parent	1,975,301	1,867,572	1,307,772	107,729	98%	559,800	100%
Non-controlling Interest	406	(2,172)	(4,217)	(2,578)	2%	(2,045)	0%
	1,975,707	1,865,400	1,303,555	110,307	100%	561,845	100%

**Summary Consolidated Statements of Financial Position as at December 31,**

	2021	2020	2019	Horizontal Analysis			
				Increase (Decrease)		Increase (Decrease)	
				2021 vs. 2020	%	2020 vs. 2019	%
	<i>In Thousand Pesos</i>						
Current Assets	6,964,970	5,693,173	4,695,448	1,271,797	22%	997,725	21%
Noncurrent Assets	6,932,471	5,881,363	6,006,684	1,051,108	18%	(125,321)	-2%
<b>Total Assets</b>	<b>13,897,441</b>	<b>11,574,536</b>	<b>10,702,132</b>	<b>2,322,905</b>	<b>20%</b>	<b>872,404</b>	<b>8%</b>
Current Liabilities	1,358,583	1,537,995	1,493,422	(179,412)	-12%	44,573	3%
Noncurrent Liabilities	1,921,772	923,579	1,562,194	998,193	108%	(638,615)	-41%
Non-controlling Interest	357,296	31,589	33,975	325,707	1031%	(2,386)	100%
Equity Attributable to							
Equity Holders of the Parent	10,259,790	9,081,373	7,612,541	1,178,417	13%	1,468,832	19%
<b>Total Liabilities and Equity</b>	<b>13,897,441</b>	<b>11,574,536</b>	<b>10,702,132</b>	<b>2,322,905</b>	<b>20%</b>	<b>872,404</b>	<b>8%</b>

**Summary Consolidated Statements of Financial Position as at December 31,**

	2021	2020	2019	Vertical Analysis			
				Increase (Decrease)		Increase (Decrease)	
				2021 vs. 2020	%	2020 vs. 2019	%
	<i>In Thousand Pesos</i>						
Current Assets	6,964,970	5,693,173	4,695,448	1,271,797	55%	997,725	114%
Noncurrent Assets	6,932,471	5,881,363	6,006,684	1,051,108	45%	(125,321)	-14%
<b>Total Assets</b>	<b>13,897,441</b>	<b>11,574,536</b>	<b>10,702,132</b>	<b>2,322,905</b>	<b>100%</b>	<b>872,404</b>	<b>100%</b>
Current Liabilities	1,358,583	1,537,995	1,493,422	(179,412)	-8%	44,573	5%
Noncurrent Liabilities	1,921,772	923,579	1,562,194	998,193	43%	(638,615)	-73%
Non-controlling Interest	357,296	31,589	33,975	325,707	14%	(2,386)	0%
Equity Attributable to							
Equity Holders of the Parent	10,259,790	9,081,373	7,612,541	1,178,417	51%	1,468,832	168%
<b>Total Liabilities and Equity</b>	<b>13,897,441</b>	<b>11,574,536</b>	<b>10,702,132</b>	<b>2,322,905</b>	<b>100%</b>	<b>872,404</b>	<b>100%</b>

**Summary Consolidated Statements of Cash Flows**

	For the Years Ended December 31		
	2021	2020	2019
	<i>In Thousand Pesos</i>		
Net Cash Flows From (Used in):			
Operating Activities	2,464,285	2,137,320	1,843,293
Investing Activities	(812,755)	(775,257)	(915,298)
Financing Activities	(431,744)	(582,354)	(186,973)
<b>Net Increase in Cash and Cash Equivalents</b>	<b>1,219,786</b>	<b>779,709</b>	<b>741,022</b>
Effect of Exchange Rate Changes on Cash and Cash Equivalents	149,825	(89,387)	(28,461)
Cash and Cash Equivalents at Beginning of Year	2,451,566	1,761,244	1,048,683
<b>Cash and Cash Equivalents at End of Year</b>	<b>3,821,177</b>	<b>2,451,566</b>	<b>1,761,244</b>

## RESULTS OF OPERATIONS

### *Year ended December 31, 2021 compared with year ended December 31, 2020*

#### Export Revenues

The Group's sale of nickel ore for the year ended December 31, 2021 generated total export revenues of ₱7,708.1 million compared to ₱7,262.6 million in the year ended December 31, 2020, an increase of ₱445.5 million or 6.1%. The increase was attributable to higher prices of nickel ore compared to 2020.

The sale of nickel ore for the year ended December 31, 2021 was 4.887 million WMT, lower by 0.738

million WMT or 13.1%, compared to 5.625 million WMT of nickel ore in the year ended December 31, 2020. The Group shipped 90 vessels of nickel ore during the year ended December 31, 2021 as against 103 vessels of nickel ore during the same period last year mainly due to bad weather conditions. The resulting product mix was 77% low-grade ore and 23% medium-grade ore in 2021 versus the previous year's mix of 68% low-grade ore and 32% medium-grade ore. These shipments sold solely to Chinese customers consisted of 3.761 million WMT low-grade nickel ore and 1.126 million WMT medium-grade nickel ore compared to 3.831 million WMT low-grade nickel ore and 1.794 million WMT medium-grade nickel ore of the same period in 2020.

The average realized nickel ore prices for 2021 were higher than 2020, specifically: (1) Low-grade ore was US\$30.07/WMT in 2021, 22.2% higher than 2020 price of US\$24.61/WMT; and (2) Medium-grade ore was US\$37.47/WMT, 27.2% higher than 2020 price of US\$29.47/WMT. The overall average realized nickel ore price for the year ended December 31, 2021 was US\$31.78/WMT compared to US\$26.16/WMT for the year ended December 31, 2020, higher by US\$5.62/WMT or 21.5%.

The average realized Peso over US\$ exchange rate for the Group's export revenues was ₱49.63 compared to ₱49.35 of the same period last year, higher by ₱0.28 or 0.6%.

#### Service Revenues

The service income earned for the LCT chartered by PGMG from its subsidiary, PCSSC, amounted to ₱81.3 million for the year ended December 31, 2021 as compared to ₱82.6 million for the year ended December 31, 2020.

#### Cost and Expenses

The cost and expenses include cost of sales, excise taxes and royalties, general and administrative expenses, and shipping and distribution. The cost and expenses amounted to ₱4,517.5 million for the year ended December 31, 2021 compared to ₱4,553.3 million for the year ended December 31, 2020, a decrease of ₱35.8 million or 0.8%. The average cash operating cost per volume sold increased to ₱849.30 per WMT in 2021 from ₱720.30 per WMT, higher by ₱129.00 per WMT or 17.9%, attributable to lower volume shipped in 2021 compared to the same period last year mainly due to bad weather conditions. For the year ended December 31, 2021, the total aggregate cash costs and total sales volume were ₱4,150.5 million and 4.887 million WMT, respectively. For the year ended December 31, 2020, the total aggregate cash costs and total sales volume were ₱4,051.7 million and 5.625 million WMT, respectively.

#### Cost of Sales

The cost of sales went down from ₱2,368.0 million for the year ended December 31, 2020 to ₱2,287.0 million for the same period this year, a decrease by ₱81.0 million, or 3.4%, broken down mainly as follows: (a) decrease in contract hire by ₱136.8 million (from ₱1,675.6 million in 2020 to ₱1,538.8 million in 2021), or 8.2%; (b) increase in personnel costs by ₱33.7 million (from ₱167.1 million), or 20.2%; (c) increase in fuel, oil, and lubricants by ₱24.3 million (from ₱28.5 million), or 85.3%; (d) increase in environmental protection costs by ₱24.0 million (from ₱31.8 million), or 75.5%; and (e) decrease in depreciation, depletion and amortization by ₱19.1 million (from ₱290.6 million), or 6.6%. The decrease in cost of sales was brought about mainly by the lower volume produced and shipped in the current year compared to the prior year. In addition, the decrease in depreciation, depletion and amortization was due to lower average depletion and amortization rates used because of the increase in ore reserves based on the latest PMRC Report. On the other hand, the increase in fuel, oil, and lubricants was mainly due to higher fuel prices this year compared to the same period in 2020 and increase in fuel consumption due to additional activities in CAGA 1 for road construction and widening, rehabilitation and other related activities. Moreover, the increase in environmental protection costs was due to the 2020 EPEP planned activities not implemented due to pandemic but

was rescheduled in 2021.

#### *Excise Taxes and Royalties*

Excise taxes and royalties were ₱1,043.4 million and ₱959.8 million for the years ended December 31, 2021 and 2020, respectively. Since these expenses were computed and paid based on the percentage of revenues, the increase in revenues consequently increased the excise taxes and royalties taken up.

#### *General and Administrative*

General and administrative expenses were ₱734.2 million in the year ended December 31, 2021 compared to ₱794.3 million in the year ended December 31, 2020, a decrease of ₱60.1 million, or 7.6%. The decrease was mainly attributable to the provision for impairment losses on input value-added tax (VAT) taken up by the Group in 2020 amounted to ₱160.9 million compared to provision recognized in 2021 amounted to ₱3.9 million. These are long-standing input VAT and the management deemed it prudent to take a conservative approach to the Group's financials. In addition, the Group is taking the necessary steps to realize these input VAT in the future. The decrease was offset by the increase in depreciation, taxes and licenses, and repairs and maintenance amounted to ₱39.8 million, ₱27.1 million and ₱19.8 million, respectively. The increase in depreciation and amortization expense was mainly attributable to the amortization of the increase in right-of-use asset as discussed in the financial position section.

#### *Shipping and Distribution*

Shipping and loading costs were ₱452.8 million for the year ended December 31, 2021 compared to ₱431.1 million in the same period last year, up by ₱21.7 million, or 5.0%. The increase was mainly due to the increase in fuel, oil and lubricants, stevedoring charges and shipping expenses, and personnel costs amounted to ₱12.5 million, ₱6.9 million, and ₱6.1 million, respectively.

#### *Finance Costs*

Finance costs amounted to ₱65.2 million in the year ended December 31, 2021 compared to ₱54.9 million in the year ended December 31, 2020, an increase of ₱10.3 million, or 18.8%. The increase was mainly due to the increase in interest expense attributable to the new TCB loan during the year.

#### *Share in Net Income (Loss) of Investment in Associates*

The share in net loss of investment in associates amounted to ₱52.1 million for the year ended December 31, 2021 compared to the share in net income of investment in associates amounted to ₱35.7 million for the year ended December 31, 2020, an increase in the net loss of ₱87.8, or 245.9%. This represents: (a) net loss take-up for deposits for future acquisition amounting to ₱3.0 million in 2021 and ₱0.5 million in 2020, in accordance with Philippine Accounting Standards (PAS) 28; and (b) share in net loss on the investment in Seasia Nectar Port Services Inc. (SNPSI) amounting to ₱49.1 million in 2021, and share in net income on the investment in SNPSI amounted to ₱36.2 million in 2020. The net loss incurred by SNPSI in 2021 was due to the impact of the COVID-19 pandemic. The volume of import cargoes such as fertilizer, coal and cement decreased in 2021.

#### *Bargain Purchase Gain and Loss on Remeasurement of Investment in an Associate*

On December 29, 2021, the Group acquired an additional 23.98% interest in SNPSI and thereby gained control over SNPSI as at December 31, 2021. This transaction resulted in a provisional gain on a bargain purchase and loss on remeasurement of the previously held equity method investment amounting to ₱45.8 million and ₱41.4 million, respectively.

#### *Other Charges - net*

Net other charges amounted to ₱519.8 million in the year ended December 31, 2021 compared to ₱44.5 million in the year ended December 31, 2020, an increase of ₱475.3 million, or 1,068.1%. The increase in other charges was mainly due to the increase in net demurrage amounting to ₱544.2

million (from ₱42.6 million), or 1,277.5% due to bad weather conditions affecting the operations this year compared to the prior year. Also, average demurrage rate increased to US\$34,227.78 per day (from US\$11,190.29 per day) or an increase of 205.9% attributable to the increase in nickel ore prices. This was offset by the increase in net foreign exchange gains to ₱39.6 million (from net foreign exchange loss of ₱44.0 million), an increase of net foreign exchange gains by ₱83.6 million, or 190.0%. In addition, the Company recognized a gain on extinguishment of debt amounting to ₱25.7 million as a result of the settlement of advances from Huarong during the year. For the year ended December 31, 2020, ₱40.2 million was collected from a customer's receivables previously provided with an allowance for impairment loss that contributed to the increase in other income in 2020.

#### Provision for Income Tax

The net provision for income tax was ₱588.8 million for the year ended December 31, 2021 compared to ₱787.6 million in the same period last year, a decrease of ₱198.8 million or 25.2%. The Group's current provision for income tax represents regular corporate income tax for the years ended December 31, 2021 and 2020. It also represents amounts which are expected to be paid to different taxation authorities, the Bureau of Internal Revenue (BIR) in the Philippines and the Inland Revenue Department (IRD) in Hong Kong. The decrease was due to the lower taxable income earned during the year compared to the prior year. Also, as a result of the enactment of Corporate Recovery and Tax Incentives for Enterprises Act (CREATE) effective on July 1, 2020, the Group's provision for current income tax was reduced by ₱57.0 million in 2021.

#### **Total Comprehensive Income - net of tax**

#### Net Income

As a result of the foregoing, the consolidated net income was ₱1,975.7 million for the year ended December 31, 2021 compared to ₱1,865.4 million in the same period last year, an increase of ₱110.3 million or 5.9%. Net of non-controlling interests, the net income attributable to equity holders of the Parent Company for the year ended December 31, 2021 amounted to ₱1,975.3 million compared to ₱1,867.6 million in the prior year.

#### Currency Translation Adjustment

The Group had recognized currency translation adjustment, net of tax amounted to ₱64.1 million and (₱41.8 million) for the years ended December 31, 2021 and 2020, respectively, which pertained to the exchange differences arising on the translation of a subsidiary's functional currency to the presentation currency of the Parent Company.

#### Remeasurement Gain (Loss) on Retirement Obligation

Remeasurement gain on retirement obligation - net of tax recognized in 2021 amounted to ₱35.1 million, and remeasurement loss on retirement obligation - net of tax recognized in 2020 amounted to ₱11.1 million.

#### **Year ended December 31, 2020 compared with year ended December 31, 2019**

#### Export Revenues

The Group's sale of nickel ore for the year ended December 31, 2020 generated total export revenues of ₱7,262.6 million compared to ₱6,654.6 million in the year ended December 31, 2019, an increase of ₱608.0 million or 9.1%. The increase was attributable to higher prices of nickel ore compared to 2019.

The sale of nickel ore for the year ended December 31, 2020 was 5.625 million WMT, lower by 0.265 million WMT or 4.5%, compared to 5.890 million WMT of nickel ore in the year ended December 31, 2019. The Group shipped 103 vessels of nickel ore during the year ended December 31, 2020 as



against 108 vessels of nickel ore during the same period last year. The decrease in the number of vessels loaded and consequently in the volume of nickel ore shipped was a result of the temporary suspension of operations in April to combat the spread of the coronavirus. The resulting product mix was 68% low-grade ore and 32% medium-grade ore in 2020 versus the previous year's mix of 45% low-grade ore and 55% medium-grade ore. These shipments sold solely to Chinese customers consisted of 3.831 million WMT low-grade nickel ore and 1.794 million WMT medium-grade nickel ore compared to 2.660 million WMT low-grade nickel ore and 3.230 million WMT medium-grade nickel ore of the same period in 2019.

The average realized nickel ore prices for 2020 were higher than 2019, specifically: (1) Low-grade ore was US\$24.61/WMT in 2020, 37.6% higher than 2019 price of US\$17.89/WMT; and (2) Medium-grade ore was US\$29.47/WMT, 17.2% higher than 2019 price of US\$25.15/WMT. The overall average realized nickel ore price for the year ended December 31, 2020 was US\$26.16/WMT compared to US\$21.87/WMT for the year ended December 31, 2019, higher by US\$4.29/WMT or 19.6%.

The average realized Peso over US\$ exchange rate for the Group's export revenues was ₱49.35 compared to ₱51.65 of the same period last year, lower by ₱2.30 or 4.4%.

#### Service Revenues

The service income earned for the LCT chartered by PGMC from its subsidiary, PCSSC, amounted to ₱82.6 million for the year ended December 31, 2020 as compared to ₱100.4 million for the year ended December 31, 2019.

#### Cost and Expenses

The cost and expenses include cost of sales, excise taxes and royalties, general and administrative expenses, and shipping and distribution. The cost and expenses amounted to ₱4,553.3 million for the year ended December 31, 2020 compared to ₱4,681.0 million for the year ended December 31, 2019, a decrease of ₱127.7 million or 2.7%. The average cash operating cost per volume sold decreased to ₱720.30 per WMT in 2020 from ₱727.31 per WMT, lower by ₱7.01 per WMT or 1.0%. For the year ended December 31, 2020, the total aggregate cash costs and total sales volume were ₱4,051.7 million and 5.625 million WMT, respectively. For the year ended December 31, 2019, the total aggregate cash costs and total sales volume were ₱4,283.9 million and 5.890 million WMT, respectively.

#### Cost of Sales

The cost of sales went down from ₱2,737.9 million for the year ended December 31, 2019 to ₱2,368.0 million for the same period this year, a decrease by ₱369.9 million, or 13.5%, broken down mainly as follows: (a) decrease in contract hire by ₱260.3 million (from ₱1,935.9 million in 2019 to ₱1,675.6 million in 2020), or 13.4%; (b) decrease in depreciation, depletion and amortization by ₱50.1 million (from ₱340.7 million), or 14.7%; (c) decrease in personnel costs by ₱10.6 million (from ₱177.7 million), or 6.0%; and decrease in fuel, oil, and lubricants by ₱10.8 million (from ₱39.3 million), or 27.5%. This was brought about mainly by the lower volume produced and shipped in the current year compared to the prior year, and no shipment during the month of April due to the temporary suspension of operations. Also, more low grade nickel ore was produced and shipped in 2020 compared to 2019. In addition, the decrease in depreciation, depletion and amortization was due to lower average depletion and amortization rates used because of the increase in ore reserves based on the latest PMRC Report (see Notes 8 and 10 of the consolidated financial statements). Furthermore, operation overhead decreased by ₱21.8 million (from ₱33.0 million), or 66.2% due to the completed confirmatory drilling services for operating CAGA 2 and CAGA 4 in 2019 versus nil in the current year.

#### Excise Taxes and Royalties

Excise taxes and royalties were ₱959.8 million and ₱843.0 million for the years ended December 31, 2020 and 2019, respectively. Since these expenses were computed and paid based on the percentage of revenues, the increase in revenues consequently increased the excise taxes and royalties taken up.

#### *General and Administrative*

General and administrative expenses were ₱794.3 million in the year ended December 31, 2020 compared to ₱675.2 million in the year ended December 31, 2019, an increase of ₱119.1 million, or 17.6%. The increase was mainly attributable to the provision for impairment losses on input value-added tax (VAT) taken up by the Group during the year amounted to ₱160.9 million. These are long-outstanding input VAT and the management deemed it prudent to take a conservative approach to the Group's financials. In addition, the Group is taking the necessary steps to realize these long-outstanding input VAT in the future. The increase was offset by the decrease in personnel costs, consultancy fees, and travel and transportation amounted to ₱24.5 million, ₱15.6 million, and ₱9.5 million, respectively.

#### *Shipping and Distribution*

Shipping and loading costs were ₱431.1 million for the year ended December 31, 2020 compared to ₱424.8 million in the same period last year, up by ₱6.3 million, or 1.5%.

#### Finance Costs

Finance costs amounted to ₱54.9 million in the year ended December 31, 2020 compared to ₱83.1 million in the year ended December 31, 2019, a decrease of ₱28.2 million, or 33.9%. The decrease was mainly due to the decrease in interest expense attributable to the principal payment of TCB loan during the year.

#### Share in Net Income (Loss) of Investment in Associates

The share in net income (loss) of investment in associates amounted to ₱35.7 million for the year ended December 31, 2020 compared to (₱41.5 million) for the year ended December 31, 2019, an increase of ₱77.2 million, or 186.2%. This represents: (a) net loss take-up for deposits for future acquisition amounted to ₱0.5 million and ₱42.9 million in 2020 and 2019, respectively, in accordance with Philippine Accounting Standards (PAS) 28; and (b) share in net income on the investment in Seasia Nectar Port Services Inc. (SNPSI), an associate, amounted to ₱36.2 million and ₱1.4 million in 2020 and 2019, respectively.

#### Other Charges - net

Net other charges amounted to ₱44.5 million in the year ended December 31, 2020 compared to ₱27.4 million in the year ended December 31, 2019, an increase of ₱17.1 million, or 62.2%. The increase was attributable to: (a) increase in net foreign exchange losses by ₱31.5 million (from ₱12.5 million), or 252.2% as a result of the rebooking of US\$ denominated accounts; and (b) increase in the Group's net demurrage by ₱27.7 million (from ₱14.9 million), or 185.2% incurred in the current year compared to the prior year. The increase in the other charges was offset by the ₱40.2 million other income earned during the year which pertains to the collection from a customer's receivables previously provided with an allowance for impairment loss.

#### Provision for Income Tax - net

The net provision for income tax was ₱787.6 million for the year ended December 31, 2020 compared to ₱528.1 million in the same period last year, an increase of ₱259.5 million or 49.1%. The Group's current provision for income tax represents regular corporate income tax for the years ended December 31, 2020 and 2019. It also represents amounts which are expected to be paid to different taxation authorities, the Bureau of Internal Revenue (BIR) in the Philippines and the Inland Revenue

Department (IRD) in Hong Kong. The increase was due to the higher taxable income earned during the year compared to the prior year attributable to increase in revenues.

### ***Total Comprehensive Income - net of tax***

#### *Currency Translation Adjustment*

The Group had recognized currency translation adjustment, net of tax amounted to (₱41.8 million) and (₱15.8 million) for the years ended December 31, 2020 and 2019, respectively, which pertained to the exchange differences arising on the translation of a subsidiary's functional currency to the presentation currency of the Parent Company.

#### *Remeasurement Gain (Loss) on Retirement Obligation*

Remeasurement gain (loss) on retirement obligation - net of tax recognized in 2020 and 2019 amounted to (₱11.1 million) and ₱16.9 million, respectively.

### ***Year ended December 31, 2019 compared with year ended December 31, 2018***

#### *Export Revenues*

The Group's sale of nickel ore for the year ended December 31, 2019 generated total export revenues of ₱6,654.6 million compared to ₱5,486.6 million in the year ended December 31, 2018, an increase of ₱1,168.0 million or 21.3%. The increase was attributable to higher prices of nickel ore and increase in the volume shipped. The increase was offset by an unfavorable exchange rate compared to the prior year.

The sale of nickel ore for the year ended December 31, 2019 was 5.890 million WMT, up by 0.181 million WMT or 3.2%, compared to 5.709 million WMT of nickel ore in the year ended December 31, 2018. The Group was able to ship 108 vessels of nickel ore during the year ended December 31, 2019 as against 103 vessels of nickel ore during the same period last year. The resulting product mix was 45% low-grade ore and 55% medium-grade ore in 2019 versus the previous year's mix of 47% low-grade ore and 53% medium-grade ore. These shipments sold solely to Chinese customers consisted of 2.660 million WMT low-grade nickel ore and 3.230 million WMT medium-grade nickel ore compared to 2.658 million WMT low-grade nickel ore and 3.051 million WMT medium-grade nickel ore of the same period in 2018.

The average realized nickel ore prices for 2019 were higher than 2018, specifically: (1) Low-grade ore was US\$17.89/WMT in 2019, 38.5% higher than 2018 price of US\$12.92/WMT; and (2) Medium-grade ore was US\$25.15/WMT, 11.5% higher than 2018 price of US\$22.56/WMT. The overall average realized nickel ore price for the year ended December 31, 2019 was US\$21.87/WMT compared to US\$18.07/WMT for the year ended December 31, 2018, higher by US\$3.80/WMT or 21.0%.

The average realized Peso over US\$ exchange rate for the Group's export revenues was ₱51.65 compared to ₱53.18 of the same period last year, lower by ₱1.53 or 2.9%.

#### *Service Revenues*

The service income earned for the LCT chartered by PGMC from its subsidiary, PCSSC, amounted to ₱100.4 million for the year ended December 31, 2019 as compared to ₱95.4 million for the year ended December 31, 2018.

#### *Cost and Expenses*

The cost and expenses include cost of sales, excise taxes and royalties, general and administrative



expenses, and shipping and distribution. The cost and expenses amounted to ₱4,681.0 million for the year ended December 31, 2019 compared to ₱4,612.7 million for the year ended December 31, 2018, an increase of ₱68.3 million or 1.5%. The increase was primarily due to an increase in contractors' fee (see related discussion in the cost of sales section). The average cash operating cost per volume sold increased to ₱727.31 per WMT in 2019 from ₱717.34 per WMT, higher by ₱9.97 per WMT or 1.4%. For the year ended December 31, 2019, the total aggregate cash costs and total sales volume were ₱4,283.9 million and 5.890 million WMT, respectively. For the year ended December 31, 2018, the total aggregate cash costs and total sales volume were ₱4,095.3 million and 5.709 million WMT, respectively.

#### *Cost of Sales*

The cost of sales went up from ₱2,656.5 million for the year ended December 31, 2018 to ₱2,737.9 million for the same period this year, an increase by ₱81.4 million, or 3.1%, broken down mainly as follows: (a) increase in contract hire by ₱99.2 million (from ₱1,836.7 million in 2018 to ₱1,935.9 million in 2019), or 5.4%, due to increase of contractors' fee (from original 2019 contract) amounting to US\$0.50/WMT and an additional US\$0.50/WMT for vessel arrival starting August 1 and September 1, respectively. Also, there is an additional fee increase of US\$1.00/WMT (from 2019 original contract) for 1.60%-1.79% nickel ore grade for September arriving vessels; (b) increase in operation overhead by ₱19.8 million (from ₱13.2 million) or 150.4% due to completed confirmatory drilling services for operating CAGA 2 and CAGA 4; and (c) increase in personnel costs and community relations expense by ₱19.2 million or 12.1% and ₱17.0 million or 49.5%, respectively. The increase was offset by the decrease in depreciation, depletion and amortization by ₱73.0 million (from ₱413.6 million) or 17.6% due to lower depletion and amortization rates used because of the increase in ore reserves based on the latest Philippine Mineral Reporting Code (PMRC) Report (see Notes 8 and 10 of the consolidated financial statements).

#### *Excise Taxes and Royalties*

Excise taxes and royalties were ₱843.0 million and ₱727.5 million for the years ended December 31, 2019 and 2018, respectively. Since these expenses were computed and paid based on the percentage of revenues, the increase in nickel ore price and volume shipped consequently increased the excise taxes and royalties taken up.

#### *General and Administrative*

General and administrative expenses were ₱675.2 million in the year ended December 31, 2019 compared to ₱795.7 million in the year ended December 31, 2018, a decrease of ₱120.5 million, or 15.1%. The decrease was mainly attributable to the provision for impairment losses taken up by the Group in 2018 amounted to ₱79.7 million compared to nil in 2019. The Group's 2018 provision pertains to a disputed receivable from its previous contractor. In addition, taxes and licenses decreased by ₱57.6 million, or 31.7%. Furthermore, rentals decreased by ₱24.6 million with a corresponding increase in depreciation and amortization amounted to ₱26.4 million due to the adoption of PFRS 16, *Leases* effective January 1, 2019.

#### *Shipping and Distribution*

Shipping and loading costs were ₱424.8 million for the year ended December 31, 2019 compared to ₱432.9 million in the same period last year, down by ₱8.1 million, or 1.9%.

#### *Finance Costs*

Finance costs amounted to ₱83.1 million in the year ended December 31, 2019 compared to ₱76.9 million in the year ended December 31, 2018, an increase of ₱6.2 million, or 8.1%.

#### *Other Charges - net*

Net other charges amounted to ₱27.4 million in the year ended December 31, 2019 compared to ₱15.2 million in the year ended December 31, 2018, an increase of ₱12.2 million, or 80.3%. The difference pertains mainly to the net foreign exchange losses as a result of the rebooking of US\$ denominated accounts and the Group's net despatch revenues earned, net of demurrage and other adjustment.

#### Provision for Income Tax - net

The net provision for income tax was ₱528.1 million for the year ended December 31, 2019 compared to ₱276.9 million in the same period last year, an increase of ₱251.2 million or 90.7%. The Group's current provision for income tax represents regular corporate income tax for the years ended December 31, 2019 and 2018. The increase was due to the higher taxable income earned during the year compared to the prior year attributable to increase in revenues.

#### Share in Net Loss of Associates

The share in net loss of associates amounted to ₱41.5 million for the year ended December 31, 2019 compared to nil in 2018. This represents: (1) Equity take-up of deposits for future acquisition amounted to ₱42.9 million attributable to unrecognized share in net loss of SPNVI in accordance with Philippine Accounting Standards (PAS) 28; and (2) Share in net income on the investment in Seasia Nectar Port Services Inc. (SNPSI), an associate, amounted to ₱1.4 million applicable for the period December 1 to 31, 2019.

#### **Total Comprehensive Income - net of tax**

#### Currency Translation Adjustment

The Group had recognized currency translation adjustment, net of tax amounted to (₱15.8 million) and ₱17.4 million for the years ended December 31, 2019 and 2018, respectively, which pertained to the exchange differences arising on the translation of a subsidiary's functional currency to the presentation currency of the Parent Company.

#### Remeasurement Gain (Loss) on Retirement Obligation

Remeasurement gain (loss) on retirement obligation - net of tax recognized in 2019 and 2018 amounted to ₱16.9 million and (₱9.7 million), respectively.

### **FINANCIAL POSITION**

#### ***Year as at December 31, 2021 and 2020***

As at December 31, 2021, total assets of the Group stood at ₱13,897.4 million, an increase of ₱2,322.9 million or 20.1%, from ₱11,574.5 million as at December 31, 2020.

Current assets were ₱6,965.0 million as at December 31, 2021 compared to ₱5,693.2 million as at December 31, 2020, an increase of ₱1,271.8 million or 22.3%. The increase in current assets was mainly attributable to the increase in cash and cash equivalents by ₱1,369.6 million attributable mainly to the cash generated from operations. This was offset by the decrease in trade and other receivables, inventories and prepayments and other current assets by ₱63.4 million, ₱17.1 million and ₱16.3 million, respectively.

Noncurrent assets increased by ₱1,051.1 million or 17.9% from ₱5,881.4 million as at December 31, 2020 to ₱6,932.5 million as at December 31, 2021. The increase was mainly due to the:

- (a) Net increase in property and equipment by ₱1,769.1 million or 89.5% was mainly due to:
- Additions through business combination amounting to ₱1,017.5 million as a result of the step acquisition of new subsidiary, SNPSI;
  - Recognition of right-of-use asset amounting to ₱504.0 million attributable to the Group's

lease agreement with JSY6677 Landholdings, Inc. for its new office space for a lease period of ten (10) years effective April 1, 2021;

- Acquisitions during the year amounting to ₱492.9 million;
  - Reclassification of mine exploration costs to mining properties “under property and equipment” amounting to ₱115.8 million attributable to the portion of exploration costs related to CAGA 1 which transitioned to commercial operations in May 2021;
  - Reduction by ₱31.4 million attributable to the adjustment to capitalized cost of mine rehabilitation to reflect the latest discount rates and inflation rates used in the calculation of the estimates; and
  - Reduction by ₱345.8 million representing depreciation and depletion during the year;
- (b) Decrease in investment in associates amounted to ₱487.7 million as a result of step acquisition of SNPSI;
- (c) Net decrease in mine exploration costs amounted to ₱94.1 million was a result of the reclassification to property and equipment amounted to ₱115.8 million attributable to the transition of CAGA 1 to production stage, net of exploration expenditures incurred amounting to ₱21.7 million during the year; and
- (d) Net decrease in other noncurrent assets by ₱93.6 million or 13.2% mainly due to decrease in restricted cash amounted to ₱103.3 million attributable to the reduction of the debt service reserve account (DSRA) requirement of the new TCB loan.

Total liabilities of the Group stood at ₱3,280.4 million as at December 31, 2021, an increase of ₱818.8 million or 33.3%, from ₱2,461.6 million as at December 31, 2020. The increase was mainly due to the:

- (a) Increase in loans payable amounted to ₱438.8 million attributable mainly to the new TCB loan;
- (b) Increase in lease liabilities by ₱412.9 million in relation to the increase in right-of-use asset (see related discussion in noncurrent assets section above);
- (c) Increase in trade and other payables by ₱257.5 million (from ₱449.9 million to ₱707.4 million);
- (d) The increase was offset by the decrease in advances from related parties, income tax payable, retirement obligation, provision for mine rehabilitation and decommissioning, and other noncurrent liabilities amounted to ₱158.7 million, ₱73.4 million, ₱25.1 million, ₱23.2 million, and ₱10.1 million, respectively.

### ***Year as at December 31, 2020 and 2019***

As at December 31, 2020, total assets of the Group stood at ₱11,574.5 million, an increase of ₱872.4 million or 8.2%, from ₱10,702.1 million as at December 31, 2019.

Current assets were ₱5,693.2 million as at December 31, 2020 compared to ₱4,695.4 million as at December 31, 2019, an increase of ₱997.8 million or 21.2%. The increase in current assets was mainly attributable to the increase in cash and cash equivalents, advances to related parties, and prepayments and other current assets by ₱690.3 million, ₱346.5 million, and ₱38.8 million, respectively. This was offset by the decrease in inventories and trade and other receivables by ₱57.1 million and ₱20.9 million, respectively. The increase in prepayments and other current assets mainly pertains to the increase in prepaid taxes and licenses representing advance payments made to the MGB and the BIR for the processing of shipments’ permits and will be applied to the 2021 shipments.

Noncurrent assets decreased by ₱125.3 million or 2.1% from ₱6,006.7 million as at December 31, 2019 to ₱5,881.4 million as at December 31, 2020. The decrease was mainly due to the: (a) decrease in mining rights by ₱19.5 million or 12.5% due to the amortization during the year; (b) decrease in other noncurrent assets by ₱168.0 million or 19.1% mainly due to provision for impairment loss on input VAT (see related discussion in the general administrative section); (c) increase in investment in an associate by ₱36.2 million or 8.0% representing share in net income during the year; and (d) increase in mine exploration costs by ₱21.6 million or 9.8% representing the cost for the additional

exploration activities conducted during the year.

Total liabilities of the Group stood at ₱2,461.6 million as at December 31, 2020, a decrease of ₱594.0 million or 19.4%, from ₱3,055.6 million as at December 31, 2019. The decrease was mainly due to the net decrease in: (a) decrease in trade and other payables by ₱140.2 million or 23.8%; (b) bank loan availments amounted to ₱291.8 million and payments during the year amounted to ₱499.4 million; (c) payment of subscription payable amounted to ₱225.0 million; (d) decrease in income tax payable amounted to ₱90.2 million; (e) increase in provision for mine rehabilitation and decommissioning amounted to ₱76.1 million; and increase in lease liabilities amounted to ₱19.9 million.

## CASH FLOWS

### *Years Ended December 31, 2021, 2020 and 2019*

#### *Cash Flows from Operating Activities*

The net cash flows from operating activities resulted in ₱2,464.3 million for the year ended December 31, 2021 compared to ₱2,137.3 million of the same period in 2020. The increase in the cash generated from operations was due to higher sales of ore during the year compared to the prior year as a result of the improved prices of nickel ore.

The net cash flows from operating activities was ₱1,843.3 million for the year ended December 31, 2019, primarily comprising operating income before changes in working capital of ₱2,331.4 million adjusted for net changes in working capital of ₱6.3 million, income taxes paid of ₱421.4 million, interest paid of ₱57.1 million, retirement plan contributions of ₱22.9 million, and interest received of ₱7.0 million.

#### *Cash Flows from Investing Activities*

The net cash flows used in investing activities for the years ended December 31, 2021, 2020 and 2019 amounted to ₱812.7 million, ₱775.2 million, and ₱915.3 million, respectively.

The net cash outflows in 2021 arise mainly from the net acquisitions of property and equipment amounted to ₱404.6 million, increase in advances to related parties amounting to ₱301.6 million, payment for the acquisition of net assets of a subsidiary amounting to ₱158.7 million, additional mine exploration costs amounting to ₱21.7 million, and decrease in other noncurrent assets amounting to ₱73.9 million.

The net cash outflows in 2020 arise mainly from the net acquisitions of property and equipment amounting to ₱185.0 million, full payment of subscription payable for investment in an associate amounting to ₱225.0 million, additional advances to related parties amounting to ₱346.5 million, and additional mine exploration costs amounting to ₱21.6 million.

The net cash outflows in 2019 arise mainly from the net acquisitions of property and equipment amounting to ₱360.3 million, investment in an associate amounting to ₱225.0 million, additional advances to related parties amounting to ₱174.9 million, and additional mine exploration costs amounting to ₱127.0 million.

#### *Cash Flows from Financing Activities*

For the years ended December 31, 2021, 2020 and 2019, the net cash flows used in financing activities amounted to ₱431.7 million, ₱582.4 million, and ₱187.0 million, respectively.

The net cash outflows in 2021 arise mainly from the proceeds from availment of loans amounting to ₱892.8 million, net of payments amounting to ₱460.5 million, repurchase of treasury shares amounting to ₱367.9 million, payment of cash dividends amounting to ₱218.4 million, decrease in

advances from related parties amounting to ₱128.0 million, decrease in lease liabilities amounting to ₱101.5 million, acquisition of non-controlling interest amounting to ₱38.1 million, and payment of other noncurrent liabilities amounting to ₱10.1 million

The net cash outflows in 2020 arise mainly from the proceeds from availment of loans amounting to ₱291.8 million, net of payments amounting to ₱499.4 million, and repurchase of treasury shares amounting to ₱346.0 million.

The net cash outflows in 2019 arise mainly from the proceeds from availment of bank loans amounting to ₱388.4 million, net of payments amounting to ₱451.2 million, and repurchase of treasury shares amounting to ₱82.6 million.

### **Cash Dividends Payable and Treasury Stock Distributable as Dividends**

On May 22, 2013, the BOD of the Parent Company approved the declaration of cash dividends in the amount of ₱1.656 per outstanding common share or ₱10,500 million to stockholders of record as at June 5, 2013, payable on June 12, 2013. In 2014, cash dividends declared and payable to certain shareholders on May 22, 2013 amounting to ₱20.3 million were returned as stale checks and presented as cash dividends payable and will be reissued to such investors subsequent to year-end. As at December 31, 2021 and 2020, dividends payable amounted to ₱20.2 million.

On June 15, 2014, the PGMC's BOD approved the declaration of cash dividends in the amount of ₱1,411.7 million and property dividends of ₱3,657.4 million to stockholders of record as at June 15, 2014. On September 1, 2014, PGMC's BOD amended its initial dividend declaration dated June 15, 2014 by declaring cash dividends in the amount of ₱5,069.1 million out of its unrestricted retained earnings. Out of the total dividends declared, ₱4,309.0 million pertains to 16% participating, non-cumulative, preferred stockholders at ₱0.07 per share and the remaining ₱760.1 million pertains to common stockholders at ₱0.06 per share. On December 29, 2014, PGMC settled its cash dividends payable amounting to ₱5,069.1 million. The dividends payable was offset against the cash advances to stockholders classified under "Advances to related parties".

On July 15, 2014, the PGMC's BOD approved the declaration of cash dividends amounting to ₱1,084.6 million at ₱0.09 per share. The dividends were settled on August 29, 2014.

On December 1, 2014, the BOD approved the adoption of a dividend policy of declaring dividends equivalent to at least twenty percent (20%) of the unrestricted retained earnings of GFNI for the preceding year as indicated in its audited financial statements.

On December 26, 2017, PGMC declared cash dividends of ₱480.00 per share to stockholders of record as of December 31, 2017 or for a total of ₱4,365,119,520.00 and paid its stockholders on January 15, 2018. On the same day, PGMC declared a stock dividend amounting to ₱1,200,000,000.00 divided into 12,000,000 shares at the par value of ₱100.00 per share, or on or about 1.32 common shares for every common share held.

On March 14, 2018, the Board approved the declaration of property dividend consisting of FNI listed treasury shares at the ratio of 0.06 share for every FNI share to all shareholders of record by April 2, 2018 based on the March 14, 2018 listed price. On October 30, 2018, the SEC approved the Company's declaration of property dividend and payment to eligible shareholders was made on November 22, 2018.

On December 16, 2019, PGMC declared cash dividends of ₱85.00 per share to stockholders of record as of December 15, 2019 or for a total of ₱2,201,499,915.00 and paid its stockholders on or before January 2020.

On December 30, 2020, PGMC declared cash dividends of ₱47.50 per share to stockholders of record as of December 30, 2020 or for a total of ₱1,230,249,952.50 and paid its stockholders on or before March 31, 2021.

On May 17, 2021, the Parent Company declared cash dividends of ₱0.10 per share to stockholders of record as of June 15, 2021 or for a total of ₱521,031,525 and paid its stockholders not later than July 9, 2021.

On December 31, 2021, PGMC declared cash dividends of ₱57.00 per share to stockholders of record as of December 31, 2021 or for a total of ₱1,476,299,943.00 and paid its stockholders on or before March 31, 2022.

### Capital Stock

The capital structure of the Parent Company as at December 31, 2021 and 2020 is as follows:

	2021	2020
Authorized shares	11,957,161,906	11,957,161,906
Par value	₱1.05	₱1.05
Total authorized capital stock	₱12,555,020,001.30	₱12,555,020,001.30
Issued shares	6,072,357,151	6,072,357,151
Total capital stock (amounts in thousand Pesos)	₱6,375,975	₱6,375,975

The Parent Company has only one (1) class of common shares. The common shares do not carry any right to fixed income.

As discussed in the Corporate Information section, the BOD and stockholders of the Parent Company approved a capital restructuring through a reverse stock split. In relation to this, the Parent Company applied for an increase in its authorized capital stock which was approved by the SEC on November 7, 2016. Out of the increase in capital stock, an individual stockholder subscribed a total of ₱20,000.40 divided into 19,048 common shares at a par value of ₱1.05.

The Parent Company applied for an increase in its authorized capital stock from ₱2,555.0 million divided into 7,300,000,000 common shares with a par value of ₱0.35 per share to ₱12,555.0 million divided into 35,871,428,572 common shares with a par value of ₱0.35 per share. The increase in the authorized capital stock as well as the issuance of the 10,463,093,371 common shares to the Thirteen Stockholders in accordance with the Share Swap transaction was approved by the SEC on December 22, 2014.

#### *Parent Company Follow-on Offering*

On July 20, 2018, the Parent Company completed its 250,000,000 common shares follow-on offering at an offer price of ₱2.07 with total proceeds of ₱517.5 million. On the same date, all the 6,072,357,151 issued shares of the Parent Company, including the common shares issued in accordance with the Share Swap transaction approved by the SEC on December 22, 2014, private placement and follow-on offer shares, are listed in the PSE.

The issuance of the 250,000,000 common shares resulted in an increase in the common stock and recognition of additional paid-in capital amounted to ₱262.5 million and ₱239.0 million (net of transaction costs directly attributable to the issuance of new common shares), respectively.

The following table summarizes the track record of registrations of securities under the Securities Regulation Code.

Transaction	Subscribers	Registration Date	Issue/Offer Price	Number of Shares
Initial registration	Various	October 1994	1.50	5,000,000,000
Additional registration	Various	September 1996	–	1,150,000,000
Exempt from registration	Various	December 1998	–	305,810,000
Exempt from registration	Two individuals	June 2013	0.35	554,000,000
Additional registration	Various	July 2018	2.07	250,000,000
				7,259,810,000

### Treasury Stock

The Parent Company has 735,182,322 shares amounting to ₱1,544.9 million and 598,147,322 shares amounting to ₱1,198.9 million in treasury shares as at December 31, 2020 and 2019, respectively.

In 2020 and 2019, the Parent Company purchased a total of 137,035,000 common shares amounting to ₱346.0 million and 50,755,937 common shares amounting to ₱82.6 million, respectively. As at December 31, 2020, the Company purchased a total of 862,766,414 common shares amounting to ₱2,047.8 million. This is pursuant to the Share Buyback Program which was approved by the BOD on June 29, 2016 and May 15, 2018. The estimated number of shares for re-purchase, approved and authorized by the BOD is up to 10% and an additional 5% of the total outstanding shares of the Parent Company, respectively. On December 22, 2020, the BOD approved to buy back an additional 5% of the Parent Company's outstanding shares for three (3) years at market price. As at December 31, 2021 and 2020, the Parent company repurchased about 13% and 11% of its outstanding shares, respectively.

### Employee Stock Option Plan (ESOP)

On June 29, 2016, the BOD and stockholders of the Parent Company approved the establishment of an ESOP (which covers the qualified employees of the subsidiaries of the Parent Company), the details of which shall be subject to the approval of the Compensation Committee. On May 9, 2017, the Compensation Committee and the BOD approved the Employee Stock Option Master Plan which is a share-based compensation plan. It also approved the granting of the First Tranche which comprised the 20,000,000 option grants to be vested over three (3) years at a strike price of ₱2.00 and 20,000,000 share/stock grants to be granted over two (2) years (i.e., 10,000,000 share/stock grants each year).

#### *Special Stock Grant*

The stock grant agreement in relation to the Employee Stock Option Master Plan was executed on December 27, 2017, the grant date, between the Parent Company and the grantees. A total of 10,100,000 treasury shares of the Parent Company was granted to PGMC, then subsequently issued and awarded by PGMC to its employees as recognition for their past services. The basic terms and conditions of the stock grant are as follows:

- The participants of the special stock grant are the officers and employees of its significantly owned subsidiaries as selected and approved by the Compensation Committee;
- The shares granted under the 2017 Plan will be registered in the employee's name and will have a lock-in period of two (2) years from the date of grant;
- As the owner of record, the employee will have the right to vote shares and receive dividends; and

- During the lock-in period, such shares of stocks granted may not be sold, assigned, transferred, pledged, hypothecated, or otherwise encumbered or disposed of. Pursuant to this, the certificate covering the shares of stock will be held in escrow by the designated escrow agent, and will be released at the end of the lock-in period.

The second tranche of the Stock Grant was executed on December 28, 2018, the grant date, between the Parent Company and the grantees. A total of 9,900,000 treasury shares of the Parent Company was granted to PGMC, then subsequently issued and awarded by PGMC to its employees as recognition for their past services. The basic terms and conditions of the stock grant are the same as that of the 2017 Stock Grant.

As of date, the stock grants have been released to the grantees since the lapse of the lock-in periods.

### Key Performance Indicators (KPIs)

The Group identified the following KPIs:

<i>KPI</i>	<i>Formula</i>	<i>2021</i>	<i>2020</i>	<i>2019</i>
<b>Profitability</b>				
1. Return on Equity	Profit for the Year / Average Total Equity	20.0%	22.3%	18.6%
2. Return on Assets	Profit for the Year / Average Total Assets	15.5%	16.7%	13.3%
3. Earnings Per Share	Profit for the Year / Adjusted Weighted Average Number of Common Shares Outstanding	0.38	0.34	0.24
<b>Leverage</b>				
4. Debt-to-Equity Ratio	Total Liabilities / Total Equity	0.31:1	0.27:1	0.40:1
<b>Liquidity</b>				
5. Current Ratio	Current Assets / Current Liabilities	5.13:1	3.70:1	3.14:1

### Trends, Events or Uncertainties

#### Recent Trends

In 2021, the overall supply of nickel ore from the Philippines and other countries is relatively tight. Due to the COVID-19 pandemic, the implementation of mining and export policies in the Philippines is more flexible this year which resulted in about 14% year on year increase in nickel ore supply. In the China market, the domestic consumption volume of nickel ore decreases by about 12% year on year due to the irregular environmental inspection and China National Development and Reform Commission's (NDRC) issuance of "Dual Control" policy. China currently implements a "dual control mechanism" under which provinces are given targets for total energy consumption and energy intensity, which is the amount of energy consumed for each unit of GDP growth.

The nickel ore price trend of 2021 in the Philippines stays firm due to short supply in the market but as many ferronickel plants in China have to cut or suspend production, due to the strict "Dual



Control” policy, the price of nickel ore drops in Q3 of 2021. Also, affected by the coal market, the ocean freight rates rose sharply.

In April 2021, the Philippines lifted the moratorium on new mining agreements introduced in 2012, allowing new mining deals and reviewing existing contracts for possible negotiation, provided that these would comply with the country’s mining laws. In December 2021, the Philippines lifted the ban on open-pit mining, which has been in force since 2017. The removal of the restrictions has not only increased national revenue but also spurred the development of new nickel ore projects. It is expected that the Philippine nickel ore export in 2022 will continue to increase compared with 2021, and the shortage of ferronickel supply in China can be improved further.

London Metal Exchange (LME) nickel inventory is at 101k metric ton (mt) with an LME nickel price last-three-months-average of US\$19,820 in 2021. Despite the decreasing LME nickel inventory from 249k mt in January 2021 to 101k mt in December 2021 which is about 59% inventory drop, the annual average LME nickel price was estimated to have increased by 38% compared with that in 2020, which was attributed to expectations of increased use of nickel in electric vehicle batteries and continued strong demand for stainless steel.

In China, the supply of NPI exceeded the demand, and the prices were unlikely to stand stable. The costs of NPI were stable, but the profits of NPI plants shrank further on the current prices. At the same time, the market shares of Indonesian NPI were expanding as it was more cost effective than domestic NPI, which weighed on the domestic high-grade NPI prices. Domestic consumption in China performed well with a positive growth in GDP, supporting the nickel prices firmly in the domestic market. The NPI-stainless industry chain contributed a sharp increase in nickel prices as strong NPI consumption buoyed primary nickel fundamentals. The Philippines is China’s main nickel ore supplier since the ore export ban from Indonesia in 2014.

Mine production in Indonesia increased by an estimated 30%, which was facilitated by the ongoing commissioning of integrated NPI and stainless-steel projects. The country’s first hydrometallurgical plant began operation in May on Obi Island. It was among several similar projects in the country that were designed to produce intermediate nickel products to be used as feed material at battery-grade nickel sulfate plants.

## **Outlook**

The Philippines is expected to supply 85% of China’s total laterite ore imports by 2022. According to the International Stainless Steel Forum, stainless steel production increased by 16.9% year-on-year to 43.0 million metric tons in the first nine (9) months of 2021. Chinese stainless-steel mills consume more than half of the primary nickel. Other major stainless-steel producing regions are smaller than China and fulfill a greater share of their nickel requirements from stainless steel scrap than from primary sources. The demand in the nickel market from the stainless steel industry is likely to increase in the future.

The increasing consumption level of nickel in Electric Vehicles (EVs) is also expected to boost the market in the region, as it accounts for a considerable share of nickel demand. China is the global leader in the electric car market, with the sales of new EVs being four (4) times higher than that of the United States. A total of 3.3 million units of EVs were sold in China in 2021, registering an increase

of 154% compared to 1.3 million units sold in 2020. The Chinese central government's principal policies to promote EVs are expected to increase the demand for nickel in the country. Due to the impact of COVID-19, the demand for nickel has reduced from many end-use applications. However, with recovery in various end user industries, the demand for nickel is expected to grow in the region.

### **Uncertainties**

There are no known significant uncertainties that will result in or that are reasonably likely to result in the Company's liquidity increasing or decreasing in a material way.

### **Capital Expenditures**

The Group does not have any outstanding commitment on capital expenditures as of December 31, 2021.

### **Operational and Financial Requirements**

The Group maintains liquid assets in order to meet future operational and financial requirements.

### **Material Contingencies and Off-Balance Sheet Obligations**

The Group is not aware of any significant commitment, guarantee, litigation or contingent liability during the reported period other than those discussed in this report and the audited consolidated financial statements.

### **Events that will Trigger Direct or Contingent Financial Obligation**

The group is not aware of any event that will trigger a direct or contingent financial obligation that is material to the Group, including any default or acceleration of an obligation.



Global Ferronickel Holdings, Inc.

## Notice of Annual Meeting of Stockholders

You are notified that the Annual Meeting of the Stockholders of GLOBAL FERRONICKEL HOLDINGS, INC. (the "Company") shall be held on Wednesday, June 29, 2022, 2:00 p.m. via webcast, to consider the following:

### AGENDA

1. Call to Order;
2. Certification of Notice and the Existence of Quorum;
3. Approval of the Minutes of the Previous Annual Stockholders' Meeting held on June 30, 2021;
4. Annual Report and Approval of the Audited Financial Statements as of December 31, 2021;
5. Election of Directors;
6. Ratification of acts of the Board of Directors and proceedings of the Board of Directors, Board Committees and Management
7. Approval of the amendment of the Third Article of the Articles of Incorporation;
8. Other Matters; and
9. Adjournment.

The Company has, in accordance with the By-Laws, fixed the close of business on May 30, 2022 as the record date for the determination of the stockholders entitled to notice of and to vote at such meeting and on any adjournment thereof ("Stockholders of Record").

In the light of the COVID-19 pandemic and to ensure the welfare and safety of our stockholders, the meeting will be conducted virtually.

Stockholders of Record may attend or participate via proxy, remote communication and vote in absentia. Stockholders are encouraged to participate in the meeting. Notice to attend the meeting, supporting documents, or accomplished ballot form or proxy forms may be sent to the Office of the Corporate Secretary at [asm2022@gfni.com.ph](mailto:asm2022@gfni.com.ph) or via courier delivery at 7<sup>th</sup> Floor, Corporate Business Center, 151 Paseo de Roxas corner Arnaiz St., Makati City on or before June 17, 2022. The detailed registration and voting procedures may be accessed at <http://www.gfni.com.ph>.

Stockholders who have successfully registered may cast their votes and will be provided access to the live streaming of the meeting. For complete information on the ASM, please visit <http://www.gfni.com.ph>.

The Definitive Information Statement along with Notice and other information related to the meeting can be accessed at <http://www.gfni.com.ph> and the PSE Edge portal.

City of Makati, Metro Manila, May 24, 2022.

  
**ATTY. EVEART GRACE POMARIN CLARO**  
 Corporate Secretary

### REGISTRATION AND VOTING PROCEDURES

#### Vote Required

- a. Each share of the common stock outstanding on the record date will be entitled to one (1) vote on all matters.
- b. In the election of directors, the ten (10) nominees with the greatest number of votes will be elected directors. If the number of nominees does not exceed the number of directors to be elected, the Secretary of the meeting, upon motion made, is instructed to cast all votes represented at the meeting in favor of the nominees. However, if the number of nominees exceeds the number of directors to be elected, voting shall be done by ballots. Cumulative voting shall be followed.
- c. Only those stockholders who have notified the Company of their intention to participate in the meeting through remote communication, together with the stockholders who voted in absentia and by proxy, will be included in the determination of quorum at the meeting. By participating remotely and by proxy, a stockholder shall be deemed present for purposes of quorum. The vote of the stockholders representing the majority of the quorum shall be required to approve any action submitted to the stockholders for approval.
- d. For all proposals or matters submitted to a vote, the affirmative vote of stockholders holding at least a majority of the Company's outstanding capital stock present or represented by proxy and entitled to vote shall be necessary. Unless required by law, or the stockholders, in this meeting, the shares will be voted by casting it in the official ballot or proxy form submitted on or before the end of business day of June 17, 2022.
- e. Counting of votes shall be done by the Corporate Secretary or Assistant Corporate Secretary with the assistance of the independent auditors and the Company's stock transfer agent.

#### Voting Method

- A. Registration.  
All stockholders of record may register until the close of business day of June 17, 2022. They are required to provide a valid identification card, an active email address and active contact number. For corporate stockholders, proof of authority of the representative is required (i.e. Secretary's Certificate of appointment of the authorized representative). A confirmation email will be sent no later than 3 calendar days to the stockholder once registration is complete or lacking requirements need to be provided.
- B. Voting.  
A registered stockholder may vote:
  1. Ballot. A registered stockholder may electronically vote in absentia. After registration, the stockholder may cast votes on the agenda items for approval by accomplishing a ballot. Each stock is entitled to one vote. Hence, the total number of votes the stockholder is allowed to cast shall be based on the number of shares he/she owns. The accomplished ballot should be submitted via email to [asm2022@gfni.com.ph](mailto:asm2022@gfni.com.ph) before June 17, 2022. A confirmation email will be sent no later than 3 calendar days to the stockholder that his/her vote has been recorded.
  2. Proxy. A registered stockholder may vote by proxy. Stockholders may execute the proxy form (available on the website or requested via email) and send a scanned copy to [asm2022@gfni.com.ph](mailto:asm2022@gfni.com.ph) before the end of business day of June 17, 2022.
  3. If a stockholder avails of the option to cast his/her vote electronically in absentia and also issues proxy votes with differing instructions, the duly accomplished ballots sent through email shall be the one counted.
- C. Livestream  
A link to the meeting will be sent to all registered stockholders to access the meeting. Technical assistance prior and during the meeting is available and may be requested via email to [asm2022@gfni.com.ph](mailto:asm2022@gfni.com.ph). After the meeting, a recording of the proceeding will be posted on [gfni.com.ph](http://gfni.com.ph) and may also be requested by email to [asm2022@gfni.com.ph](mailto:asm2022@gfni.com.ph).
- D. Question and Answer  
Registered stockholders may send their questions and/or comments prior to the ASM through email at [asm2022@gfni.com.ph](mailto:asm2022@gfni.com.ph) until close of business day of June 27, 2022. Questions/comments received but not entertained during the open forum due to time constraints will be addressed separately via email response.

For clarifications, please contact the Office of the Corporate Secretary via email at [epclaro@gfni.com.ph](mailto:epclaro@gfni.com.ph).

MT - May 30 & 31, 2022

REPUBLIC OF THE PHILIPPINES)  
 CITY OF MANILA )S.S.

## AFFIDAVIT OF PUBLICATION

I, **Eden F. Del Rosario**, of legal age, married, Filipino and a resident of #22 21<sup>st</sup> Avenue, Cubao, Quezon City in the Philippines, after having been duly sworn according to law, do hereby depose and state:

That I am the Credit and Collection Head of **The Manila Times**, a newspaper which is published Online and Printed in English and Edited in Metro Manila, and circulated nationwide daily from Monday to Sunday with postal address at 2/F Sitio Grande, 409 A. Soriano Avenue, Intramuros, Manila

That the attached **NOTICE OF ANNUAL MEETING OF STOCKHOLDERS / GLOBAL FERRONICKEL HOLDINGS, INC.**

was published in **The Manila Times** newspaper in its issue/s of **MAY 30 & 31, 2022**

In witness whereof, I signed this Affidavit in Manila, Philippines, this \_\_\_\_\_ day of \_\_\_\_\_, 2022

MAY 31 2022

  
**EDEN F. DEL ROSARIO**  
 Affiant

Subscribe and sworn to before me this 31 day of MAY, 2022 in Manila, Philippines, affiant exhibiting to me her **SSS ID No. 33-0045788-4**

**ATTY. ROGELIO J. BOLIVAR**  
 NOTARY PUBLIC

Doc. No. 6  
 Page No. 2  
 Book No. 2  
 Series of 2022 E No. VI-9029583

Commission No. Adm. Matter No. NP 204 (2021-2022)  
 O.R. No. 152134 MD 2021 & IBP O.R. No. 133076 MD 2022  
 OTR O.R. No. 24632550 1/3/22 / Roll No. 33832 / TIN# 129-871-009

THE MANILA TIMES PUBLISHING CORPORATION  
 2/F Sitio Grande, 409 A. Soriano Ave., Intramuros



**Global Ferronickel Holdings, Inc.**  
**Notice of Annual Meeting of Stockholders**  
You are notified that the Annual Meeting of the Stockholders of GLOBAL FERRONICKEL HOLDINGS, INC. (the "Company") shall be held on Wednesday, June 29, 2022, 2:00 p.m. via webcast, to consider the following:

**AGENDA**

1. Call to Order;
2. Certification of Notice and the Existence of Quorum;
3. Approval of the Minutes of the Previous Annual Stockholders' Meeting held on June 30, 2021;
4. Annual Report and Approval of the Audited Financial Statements as of December 31, 2021;
5. Election of Directors;
6. Ratification of acts of the Board of Directors and proceedings of the Board of Directors, Board Committees and Management
7. Approval of the amendment of the Third Article of the Articles of Incorporation;
8. Other Matters; and
9. Adjournment.

The Company has, in accordance with the By-Laws, fixed the close of business on May 30, 2022 as the record date for the determination of the stockholders entitled to notice of and to vote at such meeting and on any adjournment thereof ("Stockholders of Record").

In the light of the COVID-19 pandemic and to ensure the welfare and safety of our stockholders, the meeting will be conducted virtually.

Stockholders of Record may attend or participate via proxy, remote communication and vote in absentia. Stockholders are encouraged to participate in the meeting. Notice to attend the meeting, supporting documents, or accomplished ballot form or proxy forms may be sent to the Office of the Corporate Secretary at [asm2022registration@gfni.com.ph](mailto:asm2022registration@gfni.com.ph) or via courier delivery at 7<sup>th</sup> Floor, Corporate Business Center, 151 Paseo de Roxas corner Amal St., Makati City on or before June 17, 2022. The detailed registration and voting procedures may be accessed at <http://www.gfni.com.ph>.

Stockholders who have successfully registered may cast their votes and will be provided access to the live streaming of the meeting. For complete information on the ASM, please visit <http://www.gfni.com.ph>.

The Definitive Information Statement along with Notice and other information related to the meeting can be accessed at <http://www.gfni.com.ph> and the PSE Edge portal.

City of Makati, Metro Manila, May 24, 2022.

  
**ATTY. EVERT GRACE POMARIN CLARO**  
Corporate Secretary

**REGISTRATION AND VOTING PROCEDURES**

**Vote Required**

- a. Each share of the common stock outstanding on the record date will be entitled to one (1) vote on all matters.
- b. In the election of directors, the ten (10) nominees with the greatest number of votes will be elected directors. If the number of nominees does not exceed the number of directors to be elected, the Secretary of the meeting, upon motion made, is instructed to cast all votes represented at the meeting in favor of the nominees. However, if the number of nominees exceeds the number of directors to be elected, voting shall be done by ballots. Cumulative voting shall be followed.
- c. Only those stockholders who have notified the Company of their intention to participate in the meeting through remote communication, together with the stockholders who voted in absentia and by proxy, will be included in the determination of quorum at the meeting. By participating remotely and by proxy, a stockholder shall be deemed present for purposes of quorum. The vote of the stockholders representing the majority of the quorum shall be required to approve any action submitted to the stockholders for approval.
- d. For all proposals or matters submitted to a vote, the affirmative vote of stockholders holding at least a majority of the Company's outstanding capital stock present or represented by proxy and entitled to vote shall be necessary. Unless required by law, or the stockholders, in this meeting, the shares will be voted by casting it in the official ballot or proxy form submitted on or before the end of business day of June 17, 2022.
- e. Counting of votes shall be done by the Corporate Secretary or Assistant Corporate Secretary with the assistance of the independent auditors and the Company's stock transfer agent.

**Voting Method**

- A. Registration. All stockholders of record may register until the close of business day of June 17, 2022. They are required to provide a valid identification card, an active email address and active contact number. For corporate stockholders, proof of authority of the representative is required (i.e. Secretary's Certificate of appointment of the authorized representative). A confirmation email will be sent no later than 3 calendar days to the stockholder once registration is complete or lacking requirements need to be provided.
- B. Voting. A registered stockholder may vote:
  1. Ballot. A registered stockholder may electronically vote in absentia. After registration, the stockholder may cast votes on the agenda items for approval by accomplishing a ballot. Each stock is entitled to one vote. Hence, the total number of votes the stockholder is allowed to cast shall be based on the number of shares he/she owns. The accomplished ballot should be submitted via email to [asm2022@gfni.com.ph](mailto:asm2022@gfni.com.ph) before June 17, 2022. A confirmation email will be sent no later than 3 calendar days to the stockholder that his/her vote has been recorded.
  2. Proxy. A registered stockholder may vote by proxy. Stockholders may execute the proxy form (available on the website or requested via email) and send a scanned copy to [asm2022@gfni.com.ph](mailto:asm2022@gfni.com.ph) before the end of business day of June 17, 2022.
  3. If a stockholder avails of the option to cast his/her vote electronically in absentia and also issues proxy votes with differing instructions, the duly accomplished ballots sent through email shall be the one counted.
- C. Livestream. A link to the meeting will be sent to all registered stockholders to access the meeting. Technical assistance prior and during the meeting is available and may be requested via email to [asm2022@gfni.com.ph](mailto:asm2022@gfni.com.ph). After the meeting, a recording of the proceeding will be posted on [gfni.com.ph](http://gfni.com.ph) and may also be requested by email to [asm2022@gfni.com.ph](mailto:asm2022@gfni.com.ph).
- D. Question and Answer. Registered stockholders may send their questions and/or comments prior to the ASM through email at [asm2022@gfni.com.ph](mailto:asm2022@gfni.com.ph) until close of business day of June 27, 2022. Questions/comments received but not entertained during the open forum due to time constraints will be addressed separately via email response.

For clarifications, please contact the Office of the Corporate Secretary via email at [epclaro@gfni.com.ph](mailto:epclaro@gfni.com.ph).

REPUBLIC OF THE PHILIPPINE )  
CITY OF MANILA ) S.S.

## AFFIDAVIT OF PUBLICATION

I, **Mitchell M. Encarnado**, Filipino of legal age, married and residing at No. 1131 Prudencio St., Sampaloc, Manila after having been duly sworn to in accordance with law, depose and say:

That I am the Business Manager/Advertising Director of Malaya Business Insight, a daily newspaper published, edited and printed in Metro Manila and circulated nationwide, from Monday to Friday with editorial and business offices at 652 Sto. Tomas St., Intramuros, Manila.

That the attached          copy of Notice of Annual Meeting of Stockholders from Global Ferronickel Holdings, Inc., (Print & Online),

was published in Malaya Business Insight in its issue/s

May 30 & 31, 2022

In witness whereof, I signed this affidavit in Manila Philippines, this 31<sup>st</sup> day of          May 2022

  
**MITCHELL M. ENCARNADO**  
Affiant

Subscribed and Sworn to before me this 31 day of CITY OF MANILA Philippines, affiant exhibiting to me his SSS No. 04-0922169-7.

**Notary Public**  
**ATTY. IMELDA A. PARRIS**  
Notary Public extended per 31<sup>st</sup> day of May 22, 2022  
PTR No. 6097435 Iss. 10/10/2022  
IBP Lifetime Member No. 06, No. 52814  
MCLE No. VI-0620303 Iss. 11, 2020 Until 2022  
Commission No. 2819-082  
1091 N. Lopez St., Ermita, Manila  
0927 2774504

Doc. No. 705  
Page No. 1  
Book No. XXX  
Series of 2022

**Minutes of the Annual Meeting of the Stockholders of  
GLOBAL FERRONICKEL HOLDINGS, INC.  
held on 30 June 2021  
via video conference in Makati City**

ATTENDANCE:

Number of Shares represented by Stockholders Attending in person or by proxy	3,519,349,313
Total Number of Issued and Outstanding Shares Percentage of	5,210,312,829 67.55%

DIRECTORS PRESENT:  
(via video conference)

Joseph C. Sy  
Dante R. Bravo  
Mary Belle D. Bituin  
Francis C. Chua  
Dennis Allan T. Ang  
Edgardo G. Lacson  
Noel B. Lazaro  
Gu Zhi Fang  
Sergio R. Ortiz-Luis, Jr.  
Jennifer Y. Cong

ALSO PRESENT:  
(via video conference)

Eveart Grace P. Claro

I. Call to Order

Atty. Dante R. Bravo acted as Chairman of the meeting. After he introduced Board Chairman Mr. Joseph C. Sy and the members of the Board, Atty. Bravo called the meeting to order. Atty. Eveart Grace Pomarin-Claro recorded the minutes as Corporate Secretary.

II. Certification of Quorum

The Corporate Secretary informed everyone that the meeting is being convened via zoom and recorded following the Securities and Exchange Commission requirements. She noted the presence of the current/nominee directors at the meeting. She also presented proof of publication of the Notice of the meeting on print and online platforms of the Manila Times and The Manila Standard, and the Company's website [www.gfni.com.ph](http://www.gfni.com.ph) and the PSE Edge profile. The last day of publication was on May 29, 2021 which is more than 25 days prior to this meeting. The Corporate Secretary certified that the stockholders of record have been duly notified.

Further, the rules of conduct of the meeting and the voting procedures for the virtual meeting were previously circulated to all registered stockholders and were also read by the Corporate Secretary. She explained that stockholder of record were given until June 28, 2021 to send their question on any items on the agenda by email at [asm2021@gfni.com.ph](mailto:asm2021@gfni.com.ph) Voting in absentia was utilized for this meeting and for this purpose the stockholders had until June 18, 2021 to cast their votes either by sending their ballots or their proxy forms at [asm2021@gfni.com.ph](mailto:asm2021@gfni.com.ph) Validation of proxies and tabulation of votes were completed on June 23, 2022.

The Corporate Secretary certified that there being present in person or by proxy, stockholders owning 3,519,349,313 common shares issued, outstanding, and entitled to vote equivalent to 67.55% of the outstanding capital stock of 5,210,312,829, a quorum existed.

*Note: prior to the meeting the sound check was made to determine if proceedings audio is audible to all directors/participants present.*

III. Approval of the Minutes of Last Year's Annual Stockholders' Meeting held on February 10, 2021

The Chairman proceeded on the first item on the agenda which is the approval of the minutes of the previous meeting on February 10, 2021, copies of which were earlier circulated to the stockholders and uploaded to the Company's website. The Corporate Secretary presented the tally of votes and proxies which showed that the majority of the Company's outstanding shares equivalent to 3,519,349,313 approved the Minutes of the Annual Stockholders' Meeting held on February 10, 2021 with no votes against or abstaining from it. There was no question received for this item. Based on the Corporate Secretary's report, the Chairman directed that the tally of votes be reflected on the minutes of the meeting.

IV. Approval of the Audited Financial Statements and Annual Report; President's Report

The next item on the agenda was the Audited Financial Statements of December 31, 2020 which was earlier circulated to the stockholders. At this juncture, Atty. Bravo delivered his Report as President of the Company.

Atty. Bravo reported that the Company is very grateful that despite the COVID-19 pandemic, it was able to continue operating. Subsidiary Platinum Group Metals Corporation (PGMC) experienced a slowdown in production especially during the early parts of the community quarantine. However, with great diligence in implementing quarantine protocols, it was able to resume production.

The Company faced several challenges because it had to prioritize the health, safety and well-being of the employees and at the same time provide for their families, pay taxes on time and contribute a significant amount for relief efforts to the local communities.

For the year ended December 31, 2020, net income stood at Php1.86 billion, 43% higher than the previous year's net income of Php1.30 billion. Revenues went up by 9.1% to Php7.26 billion in 2020 as against Php6.65 billion in 2019.

Nickel ore shipments went down by 4.5% to 5.625 WMT (Wet Metric Tons) in 2020 compared to 5.890 million WMT due to the temporary suspension of operations in April to combat the spread of the coronavirus. PGMC was able to ship 103 vessels in 2020 compared to 108 vessels in 2019.

Despite the decrease in volume versus the previous year, the higher prices of nickel in 2020 had a positive impact on the top line and improved the efficiency of operations. This contributed to the bottom-line growth.

The average realized nickel ore price in 2020 was USD 26.16 per WMT, 20% higher than that of the previous year. The resulting product mix was 68% (3.831 million WMT) low-grade nickel ore and 32% (1.794 million WMT) medium-grade nickel ore in 2020 as against 45% (2.660 million WMT) low-grade nickel ore and 55% (3.230 million WMT) medium-grade nickel ore in 2019. Earnings before Income Tax, Depreciation, and Amortization (EBITDA) continued to improve year-on-year. The 2020 EBITDA amounted to Php3 billion or an EBITDA margin of 41.49% compared to Php2.3 billion or a margin of 35.36% in 2019.

**FNI STEEL CONSTRUCTION.** The construction of the USD 50 million Rebar Steel Rolling Plant in Mariveles, Bataan of Global Ferronickel Holdings, Inc (FNI), is scheduled to start in the first quarter of 2021. Once commercial operations are under way in 2022, the facility is estimated to have an annual output of 600,000 tons of steel bars. This will allow a gain of six percent market share in an industry that utilizes 10 million metric tons of steel annually. The Company would have wanted to begin construction in 2020 but it was delayed due to the pandemic, specifically due to the imposed travel restrictions as some of the technical experts based abroad.

To support the operations of the steel plant, FNI acquired a stake in the port operator of the Free Airport Area of Bataan (FAB). This will help ensure easy and steady access to port services with the importation of raw materials, especially during construction.

PMIEA. Last February 2021, PGMC received the Platinum Achievement Award, Surface Mining Category, in the 2020 Presidential Mineral Industry Environment Awards (PMIEA). We were recognized for our exemplary practices in the conduct of surface mining operations that contribute towards sustainable mineral development by promoting responsible management of the environment and natural resources.

COVID-19 PRECAUTIONS. To ensure the health and safety of all the employees, adjustments were made with regard to operations. In coordination with stakeholders, an information campaign and strict protocols in adherence to local health and safety guidelines were implemented. Protocols were implemented in the workplace aligned with the minimum health standards of the Department of Health, as well as with the stringent measures prescribed by the Department of Trade and Industry (DTI) and by the Department of Labor and Employment's (DOLE) Guidelines on Workplace Prevention and Control of COVID-19. These measures include the procurement of Personal Protective Equipment (PPE), disinfectants and other supplies for COVID-19 prevention, employee testing, setting up of isolation areas, coordination with the local government units (LGU) with regard to the traffic of personnel to and from the mine site, adoption of new work routines mandated by the Department of Health (DOH) and the Inter-Agency Task Force (IATF) on Emerging Infectious Diseases and the revision of shipping guidelines and procedures in response to health and safety measures. find ways to work fast and efficiently, keeping in mind health and safety guidelines to make up for the halt in operations from March 25 to May 14, 2020.

The company also provided support to the local community to help stop the spread of the disease. We distributed PPEs, 6,000 rapid antibody test kits, disinfection tents, and other health essentials to municipal, provincial and regional hospitals.

PGMC also re-aligned unutilized Social Development and Management Program (SDMP) funds to assist the host, neighboring and non-impact communities in their respective localities in coordination with the Representative of Host and Neighboring Community (RHNC) members.

PGMC promptly initiated humanitarian aid by giving timely assistance through the distribution of food packs/parcels to all households of 14 barangays in the Municipality of Claver, 10 4th to 5th class municipalities and one city. The company also provided relief assistance to the entire province of Surigao del Norte through medical assistance and distribution of medical supplies such as KN95 and surgical masks, biohazard suits, thermal scanners, goggles, alcohol, disinfection tents and other health essentials to local and regional hospitals, provincial, municipal and barangay LGUs, barangay and municipal checkpoints and other frontliners including the police, military and media personnel. These provisions cost about Php18 million and benefitted 41,041 households.

Even before the race for COVID-19 vaccines, PGMC was extending its support to eight more municipalities within the province but outside the area of operation. This food security project started in June 2020 in coordination and partnership with the Provincial and Municipal Agriculture, Provincial Veterinary and Bureau of Fisheries.

A total of Php12 million was allocated for this venture, which benefitted 103 groups of farmers to address their needs in gardening, egg production, and aquaculture. It also gave them the proper tools to provide them with food on the table and extra income. The company tapped the expertise of allied government agencies from planning, coordination, project briefing and orientation to land preparation and turnover. It worked with them hand in hand for the successful rollout of the project. Overall, 36% of the total 2020 SDMP budget was re-aligned for COVID-19 relief efforts and assistance.

SOCIAL. PGMC's spending in programs, projects and activities (PPAs) totaled Php308.98 billion from 2007 up to the first semester of 2020. The projects for Health, Education, Livelihood, Public

Utilities and Socio-Cultural Preservation are continuously funded to support the Development of Host and Neighboring Community (DHNC) program with the intent of building communities that are empowered, resource-based, self-reliant and self-sustaining.

In 2020, PGMC produced 27 graduate scholars (bringing the total to 97 since the program started), constructed new school buildings and supported 29 public schools in Claver as part of its Education program. Under the Livelihood and Public Utilities component, we initiated the construction of farm to market roads in support of newly formed and existing People's Organizations (POs). We sponsored religious and cultural activities for the socio-cultural development of communities and implemented substantial programs for Health. The extent to which we integrate these practices into our core business represents the company's commitment to sustainability and accentuates its mission to empower communities through grassroots developments.

**ENVIRONMENT.** To effectively implement an Environmental Management System (EMS) that meets the ISO 1400:2015 standard, PGMC outlined a comprehensive Environmental Policy Statement, which earned the company recertification from international Total Quality Assurance provider, Intertek in October 2019. This remarkable streak is attributed to the continuous improvement of the company's Annual Environmental Protection and Enhancement Program (AEPEP).

As such, PGMC's 2019 EPEP recorded a 97.08% annual financial accomplishment out of a P100.5 million budget and received a P103.5 million budget allocation the following year. At the onset of the COVID-19 pandemic, PGMC re-aligned its 2020 EPEP budget to relief operations and other sustainability projects such as community gardens, egg production and aquaculture, amounting to more than Php9 million.

**INFORMATION AND EDUCATION CAMPAIGN.** Despite the current conditions brought about by the COVID-19 pandemic, PGMC is committed to working to protect the environment through its active participation in DENR's "Recognizing Individuals/Institutions toward Vibrant and Enhanced Rivers" for Life program or RIVERS in Baoy River, which separates the municipalities of Gigaquit and Claver. This initiative is a collaboration with CENRO, MENRO, mining companies, and both LGUs of Claver and Gigaquit and aims to raise awareness in protecting and conserving water bodies that contain resources vital to humans.

**BEYOND COMPLIANCE.** On top of its SDMP projects, PGMC is determined to go the extra mile in supporting the Provincial Government's program for education, the Heals Plus Caravan sa Eskwelahan, where the company donated 1,584 English and Mathematics books worth Php483,491.94 for the use of the pupils of Surigao del Norte, and Php300,000 counterpart from the funds of the Development of Mining Technology and Geosciences (DMTG).

The company was able to spearhead the relief operation and distribution to several indigenous peoples (IPs) groups nearby through its CRD section and actively took part in feeding malnourished and undernourished indigenous children and rationing fresh and clean water to its host and neighboring communities, especially in the areas where the water source is inaccessible.

**SAFETY AND HEALTH.** The company abides by the Mine Safety and Health Policy, an ISO 14001:2015 Environmental Management System aimed at ensuring the health and safety of mineworkers and properties. PGMC also has its own facilities, medical equipment, and a trained company doctor, nurses and first-aid responders who provide all employees with comprehensive access to medical and holistic care. Based on the monthly General Accident Reports for the Fiscal Year of July 2019 to June 2020, the company incurred 6,472,353.25 man-hours with no lost time in accidents both fatal and non-fatal, bringing the total to 15,754,576.68 hours to date.

**LAND RESOURCES MANAGEMENT.** While PGMC has secured five Special Tree Cutting and Earth-balling Permits (STCEP) since 2007, covering 297.5 hectares within its MPSA area, only 85.5 hectares were disturbed and only 17,918 trees were cut as of June 2020. Furthermore, in



adherence to the 1:100 replacement ratio, 1,018,165 trees out of the required 1,791,800 have been planted. The remaining 773,635 seedlings are currently being reared in company nurseries.

As of June 2020, the company had pioneered the following accomplishments:

- Planted a total of 1,029,415 trees covering a total area of 502.33 hectares within and outside its MPSA, with a survival rate of 93.55%;
- Rehabilitated a total mined-out area of 145.86 hectares by planting 262,557 mixed-type of species, adhering to the principle of ecological successions; and
- Temporarily re-vegetated a total area of 140 hectares of inactive mine areas in CAGA 2 and CAGA 4 wherein 1,030,536 grass cuttings were planted since 2018

PGMC also underscores the potential of bamboo planting in the reforestation and rehabilitation of mined-out areas. As such, bamboo planted in the elevated mined-out areas of CAGA 4 Blocks 1 and 30 showed a promising growth rate of more than six-feet high after more than a year of plantation since 2019 and successfully generated four to six shoots. Different bamboo species were planted since the project started as early as 2012.

**WATER RESOURCES QUALITY AND MANAGEMENT.** The company also seeks to protect nearby water bodies against contamination and siltation caused by land disturbances and other environmental factors such as rainfall and erosion at the mining areas. Through the implementation of the Storm Water Drainage Management Plan, 96 units of settling ponds and 45 units of sediment traps were constructed at CAGA 2 and 3, with a total impounding capacity of 816,624 cubic meters. The company also took significant efforts to further rehabilitate the adopted Tandawa Creek and Kinalababan River water bodies, which involve riverbank stabilization, gabion installation, and river clean-up, planting of trees along the riverbanks, mechanical dredging, and manual desilting.

**WASTE MANAGEMENT.** Under ISO:14001, every employee is encouraged to reduce waste generation through effective waste management and advocating campaigns such as #BeatPlasticPollution. Notably, about 9.84% of the company's overall solid waste generation has been reduced during the first semester of 2020, as compared to that of the previous year.

**AIR QUALITY MANAGEMENT.** PGMC manages air quality by implementing dust control measures that are compliant with the Philippine Clean Air Act of 1999 and acceptable to the expectations of the nearby communities. All sampling results for the period of July 2019 to June 2020 were all within DENR standards.

**NOISE ABATEMENT.** This year's results of the monthly noise level monitoring within the mine site and in nearby communities are all within the acceptable level set by the National Pollution Control Commission (NPCC).

**CONSERVATION VALUES.** PGMC is committed to protect biodiversity for its invaluable ecosystem services. Thus, the company has allotted a 50-hectare area with flora and fauna for Biodiversity Conservation located within CAGA 5, which served as the major source of seeds and planting materials needed during the rehabilitation stage. A three-hectare Botanical Garden was also established to serve as a depository for different species of plants collected within the company's MPSA and was further developed as a natural park offering a scenic view from the observation pad. Adoption of the mangrove forest and ecosystem of Barangay Bagakay, Claver in Surigao del Norte was initiated to restore the density and diversity of their mangrove and beach forest that mostly consist of Nypafrutican (Nipa) and some other true mangrove species.

Based on the votes received, the majority of the outstanding shares of the Company, equivalent to 3,516,850,862, approved the Company's Audited Financial Statements as audited by the Company's external auditors as of December 31, 2020, Sycip, Gorres, Velayo & Co. and the Annual Report of the Company. With 2,498,451 votes abstain. There was no question received for this item.

## V. Election of Directors

For the next item on the agenda, the Corporate Secretary presented the nominee directors as pre-screened by the Nominations Committee. The Nomination Committee Chairman Mr. Edgardo G. Lacson presented the following nominees who were thereafter elected as directors of the Company to serve as such until the election and qualification of their successors.

	VOTES		
	For	Against	Abstain
<b>Regular Directors</b>			
Joseph C. Sy	3500,975,767	18,373,546	0
Dante R. Bravo	3,500,738,191	18,611,122	0
Gu Zhi Fang	3,479,436,047	39,913,266	0
Dennis Allan Ang	3,479,436,047	39,913,266	0
Mary Belle D. Bituin	3,478,842,374	40,506,939	0
Francis C. Chua	3,479,436,047	39,913,266	0
Jennifer Y. Cong	3,479,436,047	39,913,266	0
Noel B. Lazaro	3,479,953,047	39,396,266	0
<b>Independent Directors:</b>			
Edgardo G. Lacson	3,480,562,950	38,786,363	0
Sergio R. Ortiz-Luis Jr.	3,474,338,950	45,010,363	0

There was no question received for this item.

## VI. Ratification of acts of the Board of Directors and proceedings of the Board of Directors Board Committees and Management

The next item on the agenda was ratification of acts of the Board of Directors and proceedings of the Board of Directors Board Committees and Management as presented. In the exercise of powers delegated by the Board, which were adopted from January 1, 2020 until today, these acts and resolutions reflected in the minutes of the meetings include the election of officers, members of the Board committees, the appointment of attorneys-in-fact and authorized signatories, treasury-related matters, declaration of cash dividends and matters covered by disclosures to the SEC and the PSE. Stockholders' ratification is also being sought for acts of our officers performed in the general conduct of our business or in accordance with the resolutions of the Board, the Executive Committee and other Board committees, and the by-laws from the year 2020 until today. These acts were performed to implement the resolutions of the Board or its Board committees or part of the general conduct of business.

Among others, highlighted are the following Board resolutions as items submitted to the stockholders for ratification.

1. Declaration of Cash Dividend of P0.10 per share  
In its meeting held on May 17, 2021, the Board of Directors approved the declaration of a cash dividend of ten centavos (Php 0.10) per share subject to the Company's withholding of applicable taxes for stockholders of record as of June 15, 2021. Payment will be not later than July 9, 2021 and will be taken out of unrestricted retained earnings as of December 30, 2020.

There was no question received for this item. 3,519,349,313 votes which is equivalent to the majority of the outstanding shares ratified this matter.

2. Acquisition of 20% interest in Guangdong Century Tsingshan Nickel Co., Ltd. ("GCTN"), a material related party transaction.  
Submitted for ratification was the board approved acquisition of 20% interest in Guangdong Century Tsingshan Nickel Co., Ltd. ("GCTN"), a smelting plant in China. Details of this transaction was pursuant to the requirements under Section 49 of the Revised Corporate Code, SEC Memorandum Circular No. 10, Series of 2019 on Rules on Material Related Party Transactions for Publicly-Listed Companies and FNI Material Related Party Transaction Policy dated October 31, 2019.

As background, it was discussed that FNI is engaged in the exportation of nickel ore while GCTN is the first domestic nickel alloy enterprise in China to use a rotary kiln with 60MVA arc furnace technology (RKEF). GCTN's production line is designed to produce nickel alloy with an annual optimal output of 30,000 tons of pure nickel. It covers an area of about 33 hectares and has more than 800 employees. It also has a port, Yangjiang Zichen Port and Logistic Limited Company, a subsidiary.

GCTN is 90% owned by GHGC Holdings Ltd. ("GHL"), a British Virgin Island company owned by Joseph C. Sy and Gu Zhifang who are FNI Directors and major shareholders. FNI plans to acquire a 20% ownership in GCTN.

The acquisition of an interest in GCTN will: (i) enhance synergy between the Company as an ore supplier and GCTN as a value-added processor, (ii) provide consistent and reliable trade transactions between parties, and (iii) support the diversification projects of the Company.

The final terms and conditions of the definitive agreements will be disclosed in due course.

There was no question received for this item. 3,475,882,374 votes which is equivalent to the majority of the outstanding shares ratified this matter. 43,466,939 votes against.

For the rest of the resolutions subject for ratification, no questions were received. There were 3,519,349,313 votes which is equivalent to the majority of the outstanding shares casted votes in favor of the ratification of the acts of the Board of Directors, the Board Committees and the Management for 2020 to 2021.

#### VII. Appointment of External Auditor

For the next time on the agenda, the Audit, Risk and Related Party Transaction Committee, represented by its Chairman and Independent Director Mr. Sergio Ortiz-Luis Jr., presented for ratification of the stockholders, the appointment of the Company's external auditors, Sycip Gorres Velayo & co. ("SGV & Company") as external auditors of the Company's Financial Statements for the calendar year 2021. Based on the votes received, the majority of the outstanding shares of the Company equivalent to 3,475,882,374 approved the following resolution: "RESOLVED, the Company appoints Sycip Gorres Velayo & Co. as the External Auditor of the Company's Financial Statements for the calendar year 2021."

There was no question received for this item.

#### V. Adjournment

There being no further business to transact, the meeting was adjourned.

PREPARED BY:



**EVEART GRACE P. CLARO**  
Corporate Secretary



# Global Ferronickel Holdings, Inc.

May 24, 2022

SECURITIES AND EXCHANGE COMMISSION  
PICC Complex, Roxas Boulevard  
Pasay City

Attention : MR. VICENTE GRACIANO P. FELIZMENIO, JR  
Director, Markets and Securities Regulation Department

Re : Certification of Non-Involvement with Government Agencies  
or Its Instrumentalities

Gentlemen:

In compliance with requirements of the Commission relative to the filing of SEC Form 20-IS, we certify that none of the Company's incumbent directors and executive officers who may be elected and appointed during the Annual Stockholders' and Organization Meetings to be held on June 29, 2022 is a government employee or official covered by Memorandum Circular 17, Sec. 12 Rule XVIII of the Revised Civil Service Rules.

Truly yours,



EYCART GRACE POMARIN-CLARO  
Corporate Secretary

## CERTIFICATION OF INDEPENDENT DIRECTOR

I, Edgardo G. Lacson, Filipino of legal age and with address at Suites 212-217 Cityland III V.A. Rufino St., Legaspi Village, Makati City, after having been duly sworn to in accordance with law do hereby declare that:

1. I am a nominee for-independent director of Global Ferronickel Holdings, Inc. and have been its independent director since June 29, 2016.
2. I am affiliated with the following companies or organizations:

Company/Organization	Position / Relationship	Period of Services
MIS Maritime Corporation	President	1992 - Present
Safe Seas Shipping Agency	Chairman	1997 – Present
Marine Industrial Supply Corporation	President	1986 – Present
EML Realty	Treasurer	1992 – Present
Link Edge	Managing Director	2006 – Present
Metrostore Corporation	Chairman	2003 – Present
MIL Export Philippines, Inc.	Treasurer	2013 – Present
De La Salle University	Trustee	2011 – Present
Puregold Price Club, Inc	Director	2010 – Present
ADR Institute for Strategic and International Studies	Trustee	2014 – Present
Philippine Disaster Recovery Foundation (PDRF)	Trustee	2012 – Present
Employers Confederation of the Philippines (ECOP)	Chairman	2010 – Present
Philippine Chamber of Commerce & Industry (PCCI)	Trustee/ Past President & Honorary Chairman	2004 – Present
Philippine Stock Exchange	Director Representing Market Participants	2019 – Present 2011 – 2016

3. I possess all the qualifications and none of the disqualifications to serve as an Independent Director of Global Ferronickel Holdings, Inc. as provided for in Section 38 of the Securities Regulation Code, its Implementing Rules and Regulations and other SEC issuances.

4. I am not related to any director/officer/substantial shareholder of Global Ferronickel Holdings, Inc., its subsidiaries and affiliates.
5. To the best of my knowledge, I am not the subject of any pending criminal or administrative investigation or proceeding.
6. I shall faithfully and diligently comply with my duties and responsibilities as independent director under the Securities Regulation Code, its Implementing Rules and Regulations, Code of Corporate Governance and other SEC issuances.
7. I shall inform the Corporate Secretary of Global Ferronickel Holdings, Inc. of any changes in the abovementioned information within five days from its occurrence.


Done this MAY 27 2022 in Makati City.

  
**EDGARDO G. LACSON**  
 Affiant

Subscribed and sworn to before me this MAY 27 2022 at MAKATI CITY, affiant exhibiting to me his competent evidence of identity as follows:

Name	Competent Evidence of Identity	Date and Place of Issue	Issuing Office / Agency
Edgardo G. Lacson	Tax Identification No. 127-418-012		

Doc. No. 31  
 Page No. 08  
 Book No. 229  
 Series of 2022.

  
**ATTY. JOHN DOMINICO A. RONCE, JR.**  
 NOTARY PUBLIC  
 APPOINTMENT No. M-001 / MAKATI CITY  
 UNTIL December 31, 2023  
 PTR No. 3953977 / 01-00-2022 / MAKATI CITY  
 HR No. 171184 / 12-22-2021 / NIZAL  
 MCLR COMPLIANCE No. VI-0627026 / 05-28-2019  
 ROLL NO. 39452 / TIN No. 105-099-102-000  
 Unit G-14 Makati Executive Tower 3  
 Sen. Gil Puyat Avenue, Pio del Pilar,  
 Makati City, Metro Manila



## CERTIFICATION OF INDEPENDENT DIRECTOR

I, Sergio R. Ortiz-Luis, Jr., Filipino of legal age and with address at No. 151, 3<sup>rd</sup> Street, 10<sup>th</sup> Ave, Riverside Village, Sta. Lucia, Pasig City, after having been duly sworn to in accordance with law do hereby declare that:

1. I am a nominee for independent director of Global Ferronickel Holdings, Inc. and have been its independent director since August 5, 2020.
2. I am affiliated with the following companies or organizations:

Company/Organization	Position / Relationship	Period of Services
Phil. Chamber of Commerce & Industry	Honorary Chairman/ Treasurer	2013 - Present
Philippine Exporters Confederation Inc.	President	1991 – Present
Employers' Confederation of the Phils.	Honorary Chairman/ Past President	1991 – Present
National Center for Mediation	Chairman	2015 – Present
Waterfront Phils, Inc.	Chairman	2019 – Present
Alliance Global, Inc.	Vice Chairman	2008 – Present
SPC Power Corporation	Director	2017 – Present
The Wellex Group	Director	2008 – Present
Forum Pacific, Inc.	Director	2008 – Present
Jollville Holdings Corporation	Director	2014 – Present
Philippine H2O Ventures Corp. (formerly Calapan Ventures, Inc.)	Director	2014 – 2018
Country Garden Agri-Tourism Dev't Inc.	Chairman of the Board	2018 - Present
Acesite Hotel Philippines, Inc.	Vice Chairman	2018 - Present
VC Securities Corp.	Vice Chairman	2016 - Present
LikeCash Asia & Pacific Corp.	Director	2015 - Present
Human Resource Dev't Foundation	Trustee/Treasurer	2015 - Present
Philippine Estate Corp.	Director	2012 - Present
B.A. Securities	Director	2012 - Present
Int'l Chamber of Commerce of the Phils.	Founding Director	2012 - Present
La Salle Tech Academy	Director	2000 - Present
Manila Exposition Complex Inc.	Director	1997 - Present
GSI (formerly Philippine Article Numbering Council)	Founding Director	1995 - Present

Integrated Concept & Solution, Inc.	Honorary Chairman	2008 - Present
Rural Bank of Baguio	Director	1981 - Present
Philippine International Airways	Chairman	2009 - Present
Asia Pacific Chinese Media, Inc.	President	2015 - Present
Philippine Foundation, Inc. (Team Phil.)	Director/Past President	2013 - Present
Drug Abuse Resistance Education Phils.	Director	2018 - Present
Export Development Council	Vice Chairman	Present
Patrol 117 – Foundation for Crime Prevention	Commissioner	Present
National Competitiveness Council	BPLS Champion	Present
Industry Development Council	Member	Present
The Philippine Bamboo Council	Private Sector Representative	Present
Rotary Club of Greenmeadows Foundation	Member/Past President	1988 - Present
Philippine Jaycee Senate	Member	1989 - Present
Philippine Coastguard Auxiliary	Captain	Present
JARDELI Club Foundation	Vice Chairman	Present
Consulate of Romania in the Philippines	Hon. Consul General	2015 - Present
Consular Corps of the Philippines	Treasurer	Present
Int'l Association of Educators for World Peace	Honorary Adviser	Present

3. I possess all the qualifications and none of the disqualifications to serve as an Independent Director of Global Ferronickel Holdings, Inc. as provided for in Section 38 of the Securities Regulation Code, its Implementing Rules and Regulations and other SEC issuances.
4. I am not related to any director/officer/substantial shareholder of Global Ferronickel Holdings, Inc., its subsidiaries and affiliates.
5. To the best of my knowledge, I am not the subject of any pending criminal or administrative investigation or proceeding.
6. I shall faithfully and diligently comply with my duties and responsibilities as independent director under the Securities Regulation Code, its Implementing Rules and Regulations, Code of Corporate Governance and other SEC issuances.



7. I shall inform the Corporate Secretary of Global Ferronickel Holdings, Inc. of any changes in the abovementioned information within five days from its occurrence.

Done this MAY 27 2022 in Makati City.

  
SERGIO R. ORTIZ-LUIS, JR.  
Affiant

Subscribed and sworn to before me this MAY 27 2022 at MAKATI CITY, affiant exhibiting to me his competent evidence of identity as follows:

Name	Competent Evidence of Identity	Date and Place of Issue	Issuing Office / Agency
Sergio R. Ortiz-Luis, Jr.	Tax Identification No. 107-846-762-000		

Doc. No. 30  
Page No. 07  
Book No. 229  
Series of 2022.

  
ATTY. JOHN DOMINGO A. PONCE, JR.  
NOTARY PUBLIC  
APPOINTMENT No. M-065 / MAKATI CITY  
UNTIL December 31, 2023  
PTR No. 8833517 / 01-03-2022 / MAKATI CITY  
BSI No. 171184 / 02-22-2021 / RIZAL  
MCLE COMPLIANCE No. VI-0027026 / 05-28-2019  
ROLL NO. 36452 / TIN No. 106-099-102-000  
Unit G-14 Makati Executive Tower 3  
Sen. Gil Puyat Avenue, Pio del Pilar,  
Makati City, Metro Manila



STATEMENT OF MANAGEMENT'S RESPONSIBILITY FOR FINANCIAL STATEMENTS

The management of Global Ferronickel Holdings, Inc. and Subsidiaries is responsible for the preparation and fair presentation of the audited consolidated financial statements including the schedules attached therein, for the years ended December 31, 2021 and 2020 in accordance with the prescribed financial reporting framework indicated therein, and for such internal control as management determines is necessary to enable the preparation of financial statements that are free from material misstatement, whether due to fraud or error.

In preparing the financial statements, management is responsible for assessing the Company's ability to continue as a going concern, disclosing, as applicable matters related to going concern and using the going concern basis of accounting unless management either intends to liquidate the Company or to cease operations, or has no realistic alternative but to do so.

The Board of Directors is responsible for overseeing the Company's financial reporting process.

The Board of Directors reviews and approves the audited consolidated financial statements including the schedules attached therein, and submits the same to the stockholders or members.

SyCip, Gorres, Velayo & Co., the independent auditor appointed by the stockholders, has audited the financial statements of the company in accordance with Philippine Standards on Auditing, and in its report to the stockholders or members, has expressed its opinion on the fairness of presentation upon completion of such audit.

Signature of Joseph C. Sy
JOSEPH C. SY
Chairman

Signature of Dante R. Bravo
DANTE R. BRAVO
President

Signature of Mary Belle D. Bituin
MARY BELLE D. BITUIN
Chief Finance Officer

SUBSCRIBED AND SWORN TO BEFORE ME ON THIS DAY OF APR 11 2022 IN THE CITY OF MAKATI AREA OFFICE EXHIBITED TO ME FRIHER CTC NO. ISSUED ON ISSUED AT

Signed this 25th day of March 2022

One No. 92
Page No. 20
Book No. 126
Series of 2022

ATTY. JOHN DOMINGO PONCE, JR.
NOTARY PUBLIC
APPOINTMENT No. M-068 / MAKATI CITY
UNTIL December 31, 2023
PTR No. 8533317 / 01-10-2022 / MAKATI CITY
IDP No. 171184 / 12-23-2021 / REZAL
MCLE COMPLIANCE No. V3-0021026 / 05-28-2019
ROLL NO. 36432 / TIN No. 106-099-102-000
Unit G-14 Makati Executive Tower 3
Sec. Gil Puyal Avenue, Pio del Pilar,
Makati City, Metro Manila

# COVER SHEET

for  
**AUDITED FINANCIAL STATEMENTS**

SEC Registration Number

A	S	O	9	4	0	0	3	9	9	2
---	---	---	---	---	---	---	---	---	---	---

**COMPANY NAME**

G	L	O	B	A	L	F	E	R	R	O	N	I	C	K	E	L	H	O	L	D	I	N	G	S	,	I
N	C	.	A	N	D	S	U	B	S	I	D	I	A	R	I	E	S									

**PRINCIPAL OFFICE** ( No. / Street / Barangay / City / Town / Province )

7	/	F	C	O	R	P	O	R	A	T	E	B	U	S	I	N	E	S	S	C	E	N	T	R	E	,

Form Type  
A A C F S

Department requiring the report  
C R M D

Secondary License Type, If Applicable  
N / A

**COMPANY INFORMATION**

Company's Email Address <b>info@gfni.com.ph</b>	Company's Telephone Number <b>(632) 8519-7888</b>	Mobile Number <b>09178715156</b>
No. of Stockholders <b>1,720</b>	Annual Meeting (Month / Day) <b>6/26</b>	Fiscal Year (Month / Day) <b>12/31</b>

**CONTACT PERSON INFORMATION**

The designated contact person **MUST** be an Officer of the Corporation

Name of Contact Person <b>Ms. Mary Belle D. Bituin</b>	Email Address <b>mdbituin@gfni.com.ph</b>	Telephone Number/s <b>(632) 8519-7888</b>	Mobile Number <b>N/A</b>
---	--	--	-----------------------------

**CONTACT PERSON'S ADDRESS**

**7/F Corporate Business Centre, 151 Paseo de Roxas Cor. Arnaiz St., Makati City**

**NOTE 1:** In case of death, resignation or cessation of office of the officer designated as contact person, such incident shall be reported to the Commission within thirty (30) calendar days from the occurrence thereof with information and complete contact details of the new contact person designated.

**2:** All Boxes must be properly and completely filled-up. Failure to do so shall cause the delay in updating the corporation's records with the Commission and/or non-receipt of Notice of Deficiencies. Further, non-receipt of Notice of Deficiencies shall not excuse the corporation from liability for its deficiencies.





## INDEPENDENT AUDITOR'S REPORT

The Board of Directors and Stockholders  
Global Ferronickel Holdings, Inc. and Subsidiaries  
7/F Corporate Business Centre  
151 Paseo de Roxas Cor Arnaiz St.  
Makati City

### Opinion

We have audited the consolidated financial statements of Global Ferronickel Holdings, Inc. and its subsidiaries (the Group), which comprise the consolidated statements of financial position as at December 31, 2021 and 2020, and the consolidated statements of comprehensive income, consolidated statements of changes in equity and consolidated statements of cash flows for each of the three years in the period ended December 31, 2021, and notes to the consolidated financial statements, including a summary of significant accounting policies.

In our opinion, the accompanying consolidated financial statements present fairly, in all material respects, the consolidated financial position of the Group as at December 31, 2021 and 2020, and its consolidated financial performance and its consolidated cash flows for each of the three years in the period ended December 31, 2021 in accordance with Philippine Financial Reporting Standards (PFRSs).

### Basis for Opinion

We conducted our audits in accordance with Philippine Standards on Auditing (PSAs). Our responsibilities under those standards are further described in the *Auditor's Responsibilities for the Audit of the Consolidated Financial Statements* section of our report. We are independent of the Group in accordance with the Code of Ethics for Professional Accountants in the Philippines (Code of Ethics) together with the ethical requirements that are relevant to our audit of the consolidated financial statements in the Philippines, and we have fulfilled our other ethical responsibilities in accordance with these requirements and the Code of Ethics. We believe that the audit evidence we have obtained is sufficient and appropriate to provide a basis for our opinion.

### Key Audit Matter

Key audit matters are those matters that, in our professional judgment, were of most significance in our audit of the consolidated financial statements of the current period. These matters were addressed in the context of our audit of the consolidated financial statements as a whole, and in forming our opinion thereon, and we do not provide a separate opinion on these matters. For the matter below, our description of how our audit addressed the matter is provided in that context.

We have fulfilled the responsibilities described in the *Auditor's Responsibilities for the Audit of the Consolidated Financial Statements* section of our report, including in relation to these matters. Accordingly, our audit included the performance of procedures designed to respond to our assessment of the risks of material misstatement of the consolidated financial statements. The results of our audit procedures, including the procedures performed to address the matter below, provide the basis for our audit opinion on the accompanying consolidated financial statements.



#### *Recoverability of Deposits for Future Acquisition*

As at December 31, 2021, the Group has deposits for future acquisition which amounted to P2,171.0 million. The significant portion of these deposits will form part of the purchase price for the acquisition of additional interest in the Group's investment in an associate, Southeast Palawan Nickel Ventures, Inc. (SPNVI). SPNVI has a subsidiary, Ipilan Nickel Corporation (INC), which is still under exploration and evaluation stage and currently obtaining permits necessary to transition to development phase and eventually operate.

We considered this as a key audit matter because of the materiality of the amount involved, significant management's judgment required in assessing whether there is any indication of impairment, and involves estimation and assumptions about ore reserves estimate, future capital requirements and production costs, as well as external input such as commodity prices, foreign exchange rates, price inflation and discount rate. Significant management's judgment is also required in assessing the successful feasibility and development of INC's exploration activities.

The Group's disclosures on deposits for future acquisition are included in Notes 3 and 29 to the consolidated financial statements.

#### *Audit Response*

We obtained management's assessment on whether any events or circumstances exist that may indicate that the deposits for future acquisition may be impaired. We evaluated the methodologies and assumptions used in the impairment assessment which include ore reserves, future capital requirements, production costs, commodity prices, foreign exchange rates, price inflation and discount rate. We obtained the specialist's report on the ore reserves and obtained an understanding of the nature, scope and objectives of his work, basis of the estimates including the changes in the reserves during the year and the significant factors considered by the specialist in preparing and producing the report. We evaluated the discount rate and valuation methodologies used in the impairment assessment. We compared the commodity prices, foreign exchange rates, price inflation and discount rate with externally published data. We also evaluated the future capital requirements and production costs by comparing these with historical information of comparable entities. We inquired the status of INC's exploration and evaluation activities checked if consistent with the published government reports. We inspected the related permits of INC's exploration project to determine that the period for which INC has the right to explore in the specific area has not expired and has been applied for renewal.

#### *Realizability of Advances to Related Parties*

As at December 31, 2021, the Group has advances to related parties which amounted to P2,764.5 million. These advances to related parties are supported with a financial guarantee contract which the Group considered in assessing the amount of expected credit loss.

We considered this as a key audit matter because of the materiality of the amount involved and significant judgments and estimates required in determining whether there is significant increase in credit risk and measurement of expected credit loss, including consideration of forward-looking information. Significant management's judgment and estimate is also required to determine the realizable amount of the financial asset based on cashflow forecast of the guarantor, which requires the use of significant assumptions such as projected sales volume, commodity prices, production costs and foreign exchange rates.





The Group's disclosures on advances to related parties are included in Notes 3 and 29 to the consolidated financial statements.

#### *Audit Response*

We obtained management's assessment in determining whether there is a significant increase in credit risk and whether provision for expected credit losses is required on advances to related parties. We evaluated the realizable amount used in the measurement of expected credit loss, including credit enhancement arising from the financial guarantee contract and the forward-looking information. We evaluated the cashflow forecast, including significant assumptions used such as commodity prices, foreign exchange rates, sales volume and production costs by reference to externally published market data and historical information. We checked the incorporation of forward-looking information in the cashflow forecast by evaluating and assessing the different forecast scenarios, including probability weight of each scenarios, if consistent with the guarantor's business model and contractual cashflow test.

#### **Other Information**

Management is responsible for the other information. The other information comprises the information included in the Securities and Exchange Commission (SEC) Form 20-IS (Definitive Information Statement), SEC Form 17-A and Annual Report for the year ended December 31, 2021, but does not include the consolidated financial statements and our auditor's report thereon. The SEC Form 20-IS (Definitive Information Statement), SEC Form 17-A and Annual Report for the year ended December 31, 2021 are expected to be made available to us after the date of this auditor's report.

Our opinion on the consolidated financial statements does not cover the other information and we will not express any form of assurance conclusion thereon.

In connection with our audits of the consolidated financial statements, our responsibility is to read the other information identified above when it becomes available and, in doing so, consider whether the other information is materially inconsistent with the consolidated financial statements or our knowledge obtained in the audits, or otherwise appears to be materially misstated.

#### **Responsibilities of Management and Those Charged with Governance for the Consolidated Financial Statements**

Management is responsible for the preparation and fair presentation of the consolidated financial statements in accordance with PFRSs, and for such internal control as management determines is necessary to enable the preparation of consolidated financial statements that are free from material misstatement, whether due to fraud or error.

In preparing the consolidated financial statements, management is responsible for assessing the Group's ability to continue as a going concern, disclosing, as applicable, matters related to going concern and using the going concern basis of accounting unless management either intends to liquidate the Group or to cease operations, or has no realistic alternative but to do so.

Those charged with governance are responsible for overseeing the Group's financial reporting process.



### **Auditor's Responsibilities for the Audit of the Consolidated Financial Statements**

Our objectives are to obtain reasonable assurance about whether the consolidated financial statements as a whole are free from material misstatement, whether due to fraud or error, and to issue an auditor's report that includes our opinion. Reasonable assurance is a high level of assurance, but is not a guarantee that an audit conducted in accordance with PSAs will always detect a material misstatement when it exists. Misstatements can arise from fraud or error and are considered material if, individually or in the aggregate, they could reasonably be expected to influence the economic decisions of users taken on the basis of these consolidated financial statements.

As part of an audit in accordance with PSAs, we exercise professional judgment and maintain professional skepticism throughout the audit. We also:

- Identify and assess the risks of material misstatement of the consolidated financial statements, whether due to fraud or error, design and perform audit procedures responsive to those risks, and obtain audit evidence that is sufficient and appropriate to provide a basis for our opinion. The risk of not detecting a material misstatement resulting from fraud is higher than for one resulting from error, as fraud may involve collusion, forgery, intentional omissions, misrepresentations, or the override of internal control.
- Obtain an understanding of internal control relevant to the audit in order to design audit procedures that are appropriate in the circumstances, but not for the purpose of expressing an opinion on the effectiveness of the Group's internal control.
- Evaluate the appropriateness of accounting policies used and the reasonableness of accounting estimates and related disclosures made by management.
- Conclude on the appropriateness of management's use of the going concern basis of accounting and, based on the audit evidence obtained, whether a material uncertainty exists related to events or conditions that may cast significant doubt on the Group's ability to continue as a going concern. If we conclude that a material uncertainty exists, we are required to draw attention in our auditor's report to the related disclosures in the consolidated financial statements or, if such disclosures are inadequate, to modify our opinion. Our conclusions are based on the audit evidence obtained up to the date of our auditor's report. However, future events or conditions may cause the Group to cease to continue as a going concern.
- Evaluate the overall presentation, structure and content of the consolidated financial statements, including the disclosures, and whether the consolidated financial statements represent the underlying transactions and events in a manner that achieves fair presentation.
- Obtain sufficient appropriate audit evidence regarding the financial information of the entities or business activities within the Group to express an opinion on the consolidated financial statements. We are responsible for the direction, supervision and performance of the audit. We remain solely responsible for our audit opinion.





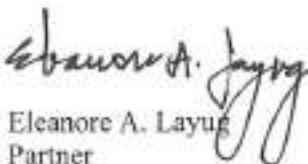
We communicate with those charged with governance regarding, among other matters, the planned scope and timing of the audit and significant audit findings, including any significant deficiencies in internal control that we identify during our audit.

We also provide those charged with governance with a statement that we have complied with relevant ethical requirements regarding independence, and to communicate with them all relationships and other matters that may reasonably be thought to bear on our independence, and where applicable, related safeguards.

From the matter communicated with those charged with governance, we determine this matter that was of most significance in the audit of the consolidated financial statements of the current period and is therefore the key audit matter. We describe this matter in our auditor's report unless law or regulation precludes public disclosure about the matter or when, in extremely rare circumstances, we determine that a matter should not be communicated in our report because the adverse consequences of doing so would reasonably be expected to outweigh the public interest benefits of such communication.

The engagement partner on the audit resulting in this independent auditor's report is Eleanore A. Layug.

SYCIP GORRES VELAYO & CO.



Eleanore A. Layug  
Partner

CPA Certificate No. 0100794

Tax Identification No. 163-069-453

BOA/PRC Reg. No. 0001, August 25, 2021, valid until April 15, 2024

SEC Partner Accreditation No. 100794-SEC (Group A)

Valid to cover audit of 2021 to 2025 financial statements of SEC covered institutions

SEC Firm Accreditation No. 0001-SEC (Group A)

Valid to cover audit of 2021 to 2025 financial statements of SEC covered institutions

BIR Accreditation No. 08-001998-097-2020, November 27, 2020, valid until November 26, 2023

PTR No. 8854310, January 3, 2022, Makati City

March 25, 2022





**GLOBAL FERRONICKEL HOLDINGS, INC. AND SUBSIDIARIES**  
**CONSOLIDATED STATEMENTS OF FINANCIAL POSITION**  
(Amounts in Thousands)

	December 31	
	2021	2020
<b>ASSETS</b>		
<b>Current Assets</b>		
Cash and cash equivalents (Note 4)	P3,821,177	P2,451,566
Trade and other receivables (Note 5)	63,348	126,727
Advances to related parties (Note 29)	2,764,514	2,765,543
Inventories (Note 6)	269,470	286,598
Prepayments and other current assets (Note 7)	46,461	62,739
<b>Total Current Assets</b>	<b>6,964,970</b>	<b>5,693,173</b>
<b>Noncurrent Assets</b>		
Property and equipment (Note 8)	3,746,417	1,977,317
Deposits for future acquisition (Note 29)	2,171,003	2,173,978
Mine exploration costs (Note 11)	147,299	241,361
Mining rights (Note 10)	125,579	136,825
Deferred tax assets - net (Note 30)	96,253	153,122
Retirement plan asset - net (Note 16)	28,410	-
Other noncurrent assets (Note 12)	617,510	711,103
Investment in associates (Note 9)	-	487,657
<b>Total Noncurrent Assets</b>	<b>6,932,471</b>	<b>5,881,363</b>
<b>TOTAL ASSETS</b>	<b>P13,897,441</b>	<b>P11,574,536</b>
<b>LIABILITIES AND EQUITY</b>		
<b>Current Liabilities</b>		
Trade and other payables (Note 13)	P707,381	P449,896
Current portion of loans payable (Note 14)	247,109	460,487
Advances from related parties (Note 29)	235,861	394,536
Current portion of lease liabilities (Note 17)	64,725	56,213
Income tax payable	103,507	176,863
<b>Total Current Liabilities</b>	<b>1,358,583</b>	<b>1,537,995</b>
<b>Noncurrent Liabilities</b>		
Provision for mine rehabilitation and decommissioning (Note 15)	305,414	328,601
Lease liabilities - net of current portion (Note 17)	442,243	37,868
Loans payable - net of current portion (Note 14)	652,147	-
Other noncurrent liabilities (Note 18)	521,968	532,029
Retirement obligation (Note 16)	-	25,081
<b>Total Noncurrent Liabilities</b>	<b>1,921,772</b>	<b>923,579</b>
<b>Total Liabilities</b>	<b>3,280,355</b>	<b>2,461,574</b>
<b>Equity</b>		
Capital stock (Note 19)	6,375,975	6,375,975
Additional paid-in capital (Note 19)	239,012	239,012
Fair value reserve of financial asset at fair value through other comprehensive income (Note 12)	(5,565)	(5,481)
Remeasurement gain on retirement obligation (Note 16)	43,703	8,607
Cumulative translation adjustment	19,111	(44,969)
Retained earnings (Note 19)	5,500,360	4,053,133
Treasury shares (Note 19)	(1,912,806)	(1,544,904)
Equity attributable to the Parent Company	10,259,790	9,081,373
Non-controlling interest (Note 19)	357,296	31,589
<b>Total Equity</b>	<b>10,617,086</b>	<b>9,112,962</b>
<b>TOTAL LIABILITIES AND EQUITY</b>	<b>P13,897,441</b>	<b>P11,574,536</b>

See accompanying Notes to Consolidated Financial Statements.



**GLOBAL FERRONICKEL HOLDINGS, INC. AND SUBSIDIARIES**  
**CONSOLIDATED STATEMENTS OF COMPREHENSIVE INCOME**  
(Amounts in Thousands, Except Earnings per Share)

	Years Ended December 31		
	2021	2020	2019
<b>REVENUE FROM CONTRACTS WITH CUSTOMERS</b> (Note 33)	<b>₱7,708,105</b>	<b>₱7,262,574</b>	<b>₱6,654,626</b>
<b>COST OF SALES</b> (Note 21)	<b>2,287,003</b>	<b>2,368,014</b>	<b>2,737,893</b>
<b>GROSS PROFIT</b>	<b>5,421,102</b>	<b>4,894,560</b>	<b>3,916,733</b>
<b>OPERATING EXPENSES</b>			
Excise taxes and royalties (Note 23)	1,043,457	959,834	843,027
General and administrative (Note 22)	734,247	794,345	675,242
Shipping and distribution (Note 24)	452,755	431,100	424,802
	<b>2,230,459</b>	<b>2,185,279</b>	<b>1,943,071</b>
<b>FINANCE COSTS</b> (Note 27)	<b>(65,174)</b>	<b>(54,922)</b>	<b>(83,084)</b>
<b>SHARE IN NET INCOME (LOSS) OF INVESTMENT IN ASSOCIATES</b> (Note 9)	<b>(52,116)</b>	<b>35,745</b>	<b>(41,464)</b>
<b>BARGAIN PURCHASE GAIN</b> (Note 37)	<b>45,756</b>	<b>-</b>	<b>-</b>
<b>LOSS ON REMEASUREMENT OF INVESTMENT IN AN ASSOCIATE</b> (Note 37)	<b>(41,426)</b>	<b>-</b>	<b>-</b>
<b>FINANCE INCOME</b> (Notes 4, 12, and 16)	<b>6,665</b>	<b>7,418</b>	<b>9,951</b>
<b>OTHER CHARGES - net</b> (Note 28)	<b>(519,825)</b>	<b>(44,466)</b>	<b>(27,409)</b>
<b>INCOME BEFORE INCOME TAX</b>	<b>2,564,523</b>	<b>2,653,056</b>	<b>1,831,656</b>
<b>PROVISION FOR INCOME TAX</b> (Note 30)			
Current	569,288	771,772	521,171
Deferred	19,528	15,884	6,930
	<b>588,816</b>	<b>787,656</b>	<b>528,101</b>
<b>NET INCOME</b>	<b>1,975,707</b>	<b>1,865,400</b>	<b>1,303,555</b>
<b>OTHER COMPREHENSIVE INCOME (LOSS)</b>			
<i>Items that may be reclassified to profit or loss in subsequent periods:</i>			
Currency translation adjustment	85,440	(59,763)	(22,609)
Income tax effect	(21,360)	17,929	6,783
	<b>64,080</b>	<b>(41,834)</b>	<b>(15,826)</b>
<i>Items that will not be reclassified to profit or loss in subsequent periods:</i>			
Remeasurement gain (loss) on retirement obligation (Note 16)	46,795	(15,888)	24,150
Income tax effect	(11,699)	4,766	(7,245)
	<b>35,096</b>	<b>(11,122)</b>	<b>16,905</b>
Fair value reserve of financial asset at fair value through other comprehensive income (Note 12)	(84)	211	(801)
	<b>99,092</b>	<b>(52,745)</b>	<b>278</b>
<b>TOTAL COMPREHENSIVE INCOME</b>	<b>₱2,074,799</b>	<b>₱1,812,655</b>	<b>₱1,303,833</b>



	Years Ended December 31		
	2021	2020	2019
Net income attributable to:			
Equity holders of the Parent Company	<b>P1,975,301</b>	P1,867,572	P1,307,772
Non-controlling interest in consolidated subsidiaries	<b>406</b>	(2,172)	(4,217)
	<b>P1,975,707</b>	P1,865,400	P1,303,555
Total comprehensive income attributable to:			
Equity holders of the Parent Company	<b>P2,074,393</b>	P1,814,827	P1,308,050
Non-controlling interest in consolidated subsidiaries	<b>406</b>	(2,172)	(4,217)
	<b>P2,074,799</b>	P1,812,655	P1,303,833
<b>Basic/Diluted Earnings Per Share (Note 20)</b>	<b>P0.38</b>	P0.34	P0.24

*See accompanying Notes to Consolidated Financial Statements.*



GLOBAL FERRONICKEL HOLDINGS, INC. AND SUBSIDIARIES

CONSOLIDATED STATEMENTS OF CHANGES IN EQUITY  
FOR THE YEARS ENDED DECEMBER 31, 2021, 2020 AND 2019  
(Amounts in Thousands)

	Capital Stock (Note 19)	Additional Paid-in Capital (Note 19)	Treasury Shares (Note 19)	Valuation Gain (Loss) on Available-for-sale Financial Assets (Note 12)	Fair Value Reserve of Financial Asset at Fair Value through Other Comprehensive Income (Note 12)	Remeasurement Gain (Loss) on Retirement Obligation (Note 16)	Cumulative Translation Adjustment (Note 19)	Retained Earnings (Note 19)	Total	Non-Controlling Interest in Consolidated Subsidiaries (Note 19)	Total
Balances at December 31, 2018	₱6,375,975	₱239,012	(₱1,116,340)	₱-	(₱4,891)	₱2,824	₱12,691	₱678,235	₱6,387,506	₱-	₱6,387,506
Net income	-	-	-	-	-	-	-	1,307,772	1,307,772	(4,217)	1,303,555
Other comprehensive income (loss) net of tax	-	-	-	-	(801)	16,905	(15,826)	-	278	-	278
Total comprehensive income (loss)	-	-	-	-	(801)	16,905	(15,826)	1,307,772	1,308,050	(4,217)	1,303,833
Issuance of common stock (Note 19)	-	-	-	-	-	-	-	(446)	(446)	38,571	38,125
Purchase of treasury shares in relation to buyback program (Note 19)	-	-	(82,569)	-	-	-	-	-	(82,569)	-	(82,569)
Cash dividend (Note 19)	-	-	-	-	-	-	-	-	-	(379)	(379)
Balances at December 31, 2019	₱6,375,975	₱239,012	(₱1,198,909)	₱-	(₱5,692)	₱19,729	(₱3,135)	₱2,185,561	₱7,612,541	₱33,975	₱7,646,516
Net income (loss)	-	-	-	-	-	-	-	1,867,572	1,867,572	(2,172)	1,865,400
Other comprehensive income (loss) - net of tax	-	-	-	-	211	(11,122)	(41,834)	-	(52,745)	-	(52,745)
Total comprehensive income (loss)	-	-	-	-	211	(11,122)	(41,834)	1,867,572	1,814,827	(2,172)	1,812,655
Purchase of treasury shares in relation to buyback program (Note 19)	-	-	(345,995)	-	-	-	-	-	(345,995)	-	(345,995)
Cash dividend (Note 19)	₱-	₱-	₱-	₱-	₱-	₱-	₱-	₱-	₱-	(₱214)	(₱214)



	Capital Stock (Note 19)	Additional Paid-In Capital (Note 19)	Treasury Shares (Note 19)	Valuation Gain (Loss) Available for-sale Financial Assets (Note 12)	Fair Value Reserve of Financial Asset at Fair Value through Other Comprehensive Income (Note 12)	Remeasurement Gain (Loss) on Retirement Obligation (Note 16)	Cumulative Translation Adjustment (Note 19)	Retained Earnings (Note 19)	Total	Non-Controlling Interest in Consolidated Subsidiaries (Note 19)	Total
Balances at December 31, 2020	P6,375,975	P239,012	(P1,544,904)	P-	(P5,481)	P8,607	(P44,969)	P4,053,133	P9,081,373	P31,589	P9,112,962
Net income	-	-	-	-	-	-	-	1,975,301	1,975,301	406	1,975,707
Other comprehensive income (loss) - net of tax	-	-	-	-	(84)	35,096	64,080	-	99,092	-	99,092
Total comprehensive income (loss)	-	-	-	-	(84)	35,096	64,080	1,975,301	2,074,393	406	2,074,799
Acquisition of Seasia Nectar port Services Inc. (Note 37)	-	-	-	-	-	-	-	-	-	356,639	356,639
Acquisition of additional interest in FMI Steel Corporation and FMI Steel Landholdings Corporation (Note 19)	-	-	-	-	-	-	-	(7,041)	(7,041)	(31,084)	(38,125)
Purchase of treasury shares in relation to buyback program (Note 19)	-	-	(367,902)	-	-	-	-	-	(367,902)	-	(367,902)
Cash dividend (Note 19)	-	-	-	-	-	-	-	(521,033)	(521,033)	(254)	(521,287)
Balances at December 31, 2021	P6,375,975	P239,012	(P1,912,806)	P-	(P5,565)	P43,703	P19,111	P5,500,360	P10,259,790	P357,296	P10,617,086

See accompanying Notes to Consolidated Financial Statements



**GLOBAL FERRONICKEL HOLDINGS, INC. AND SUBSIDIARIES**  
**CONSOLIDATED STATEMENTS OF CASH FLOWS**  
**(Amounts in Thousands)**

	Years Ended December 31		
	2021	2020	2019
<b>CASH FLOWS FROM OPERATING ACTIVITIES</b>			
Income before income tax	P2,564,523	P2,653,056	P1,831,656
Adjustments for:			
Depreciation, depletion and amortization (Note 26)	361,453	340,714	391,130
Share in net loss (income) of investment in associates (Note 9)	52,116	(35,745)	41,464
Interest expense (Note 27)	50,072	42,175	63,658
Bargain purchase gain (Note 37)	(45,756)	-	-
Loss on remeasurement of investment in an associate (Note 37)	41,426	-	-
Unrealized foreign exchange gains - net (Note 28)	(37,234)	(4,008)	(18,337)
Gain on extinguishment of debt (Note 28)	(25,704)	-	-
Net change in retirement obligation (Note 16)	13,500	10,565	14,121
Accretion interest on provision for mine rehabilitation and decommissioning (Notes 15 and 27)	8,170	8,171	11,739
Interest income (Notes 4, 12, and 16)	(6,665)	(7,418)	(9,951)
Provision for impairment losses on:			
Inventory (Note 6)	1,577	-	5,953
Other noncurrent assets (Notes 12 and 22)	3,891	160,871	-
Income from reversal of expected credit losses on trade receivables (Note 5)	-	(40,159)	-
Loss on disposal of property and equipment (Note 8)	-	147	-
Operating income before working capital changes	2,981,369	3,128,369	2,331,433
Decrease (increase) in:			
Trade and other receivables	18,945	61,027	(98,610)
Prepayments and other current assets	5,447	(38,838)	(2,198)
Inventories	(1,617)	57,058	(80,923)
Increase (decrease) in trade and other payables	106,114	(156,290)	187,990
Net cash flows from operations	3,110,258	3,051,326	2,337,692
Income taxes paid	(563,749)	(854,843)	(421,459)
Interest paid	(62,428)	(39,984)	(57,071)
Contributions (Note 16)	(22,909)	(22,909)	(22,909)
Interest received	3,113	3,730	7,040
Net cash flows from operating activities	2,464,285	2,137,320	1,843,293
<b>CASH FLOWS FROM INVESTING ACTIVITIES</b>			
Additions to:			
Property and equipment (Notes 8 and 36)	(404,608)	(184,956)	(360,285)
Mine exploration costs (Note 11)	(21,735)	(21,615)	(127,009)
Payment for the acquisition of net assets of a subsidiary (Note 37)	(158,720)	-	-
Decrease (increase) in:			
Advances to related parties	(301,607)	(346,531)	(174,890)
Other noncurrent assets	73,915	2,845	(28,114)
Investment in associates	-	(225,000)	(225,000)
Net cash flows used in investing activities	(812,755)	(775,257)	(915,298)
<b>CASH FLOWS FROM FINANCING ACTIVITIES</b>			
Proceeds from availment of loans (Note 14)	892,776	291,769	388,375
Payment of:			
Loans (Note 14)	(460,487)	(499,367)	(451,181)
Cash dividends (Note 19)	(218,397)	-	-
Lease liabilities (Note 17)	(101,551)	(26,542)	(30,579)
Purchase of treasury shares (Note 19)	(367,902)	(345,995)	(82,569)
Forward			





Increase (decrease) in:			
Advances from related parties	(P127,997)	(P2,219)	(P49,144)
Other noncurrent liabilities	(10,061)	-	-
Acquisition of non-controlling interest (Note 2)	(38,125)	-	-
Issuance of common stock-non-controlling interest	-	-	38,125
Net cash flows used in financing activities	<b>(P431,744)</b>	<b>(P582,354)</b>	<b>(P186,973)</b>
<b>NET INCREASE IN CASH AND CASH EQUIVALENTS</b>	<b>P1,219,786</b>	<b>P779,709</b>	<b>P741,022</b>
<b>EFFECT OF EXCHANGE RATE CHANGES ON CASH AND CASH EQUIVALENTS</b>	<b>149,825</b>	<b>(89,387)</b>	<b>(28,461)</b>
<b>CASH AND CASH EQUIVALENTS AT BEGINNING OF YEAR</b>	<b>2,451,566</b>	<b>1,761,244</b>	<b>1,048,683</b>
<b>CASH AND CASH EQUIVALENTS AT END OF YEAR (Note 4)</b>	<b>P3,821,177</b>	<b>P2,451,566</b>	<b>P1,761,244</b>

See accompanying Notes to Consolidated Financial Statements.



**1. Corporate Information**

Global Ferronickel Holdings, Inc. (GFNI; Parent Company) is a corporation listed in the Philippine Stock Exchange (PSE). It was incorporated and registered with the Philippine Securities and Exchange Commission (SEC) on May 3, 1994. The principal activities of the Parent Company are to invest in, purchase or otherwise acquire and own, hold, use, sell, assign, transfer, mortgage, pledge, exchange, or otherwise dispose of real and personal property of every kind and description, including shares of stock, and other securities or obligations of any corporation.

The registered and office address of the Parent Company is at 7/F, Corporate Business Centre, 151 Paseo de Roxas Cor. Arnaiz Street, Makati City.

As at June 30, 2014, the Parent Company is 74.80%, 10.17% and 4.85% owned by IHoldings, Inc., Kwantien Development Corp. and Januarius Resources Realty Corp. (collectively the IHoldings Group), respectively.

On July 9, 2014, IHoldings Group entered into a Share Purchase Agreement, as amended on September 4, 2014, with Huatai Investment Holding Pty. Ltd. (HIHPL), Regulus Best Nickel Holdings, Inc., Bellatrix Star, Inc., Alpha Centauri Fortune Group, Inc. (ACFGI), Antares Nickel Capital, Inc. (ANCI), Blue Eagle Elite Ventures, Inc., Ultimate Horizon Capital, Inc., Sohoton Synergy, Inc. (SSI), Great South Group Ventures, Inc., Red Lion Fortune Group, Inc., and three individuals (collectively the Thirteen Stockholders) pursuant to which IHoldings Group will sell to the Thirteen Stockholders 6,291,132,047 common shares of the Parent Company (the Subject Shares), comprising the entirety of their respective shareholdings and representing 89.82% of the total issued and outstanding capital stock of the Parent Company.

On September 5, 2014, as a requirement under the Securities Regulation Code (SRC), the 13 Stockholders have launched a mandatory tender offer to acquire the shares of the minority stockholders holding 712,781,634 common shares of the Parent Company and filed a Tender Offer Report with the SEC and PSE. The Tender Offer period lapsed on October 10, 2014 where 204,264 common shares were tendered to the 13 Stockholders (the Tendered Shares). After the lapse of the tender offer period, the 13 Stockholders completed the purchase of the Subject Shares in accordance with the Share Purchase Agreement. The Subject and Tendered Shares were crossed through the PSE on October 15, 2014.

On September 10, 2014 and October 22, 2014, the Board of Directors (BOD) and stockholders of the Parent Company, respectively, approved the following amendments to the Articles of Incorporation (AOI) and By-laws:

- Change in the Parent Company's name from Southeast Asia Cement Holdings, Inc. to Global Ferronickel Holdings, Inc.
- Change in the registered and principal address from Room 1104, Liberty Center Building, 104 H.V. dela Costa corner Leviste Streets, Salcedo Village, Makati City to 7/F, Corporate Business Centre, 151 Paseo de Roxas Cor. Arnaiz Street, Makati City
- Increase in the number of directors from nine to ten members
- Increase in the authorized capital stock of the Parent Company from ₱2,555.0 million divided into 7,300,000,000 common shares with a par value of ₱0.35 per share to ₱12,555.0 million divided into 35,871,428,572 common shares with a par value of ₱0.35 per share
- Change in the reporting period from June 30 to December 31

The amendments to the AOI and By-laws of the Parent Company were approved by the SEC on December 22, 2014.

Moreover, the BOD and stockholders of the Parent Company also approved the following transactions on September 10, 2014 and October 22, 2014, respectively:

- The acquisition of the 99.85% outstanding shares of Platinum Group Metals Corporation (PGMC) through issuance of 10,463,093,371 common shares, coming from the increase in authorized capital stock, to the stockholders of PGMC selling and/or exchanging their shares in PGMC to the Parent Company.
- The follow-on offering and listing of shares with the PSE which includes the 10,463,093,371 common shares issued to the stockholders of PGMC.





On August 22, 2016 and October 3, 2016, the BOD and stockholders of the Parent Company, respectively, approved the following resolutions:

- Reverse stock split of the Parent Company's common stock at a ratio one-for-three
- Amendment of the AOI to reflect an increase in the par value per share and a corresponding decrease in the total number of shares or a reverse stock split, whereby in effect, the authorized capital stock of the Parent Company is increased from ₱12,555.0 million divided into 35,871,428,572 common shares with par value of ₱0.35 per share to ₱12,555.0 million divided into 11,957,161,906 common shares with a par value of ₱1.05 per share, or an increase of ₱20.0 thousand
- Amendment of the By-laws to include notice of regular or special meeting of the Board by electronic mail and attendance to board meetings by means of telephone, electronic, or other suitable electronic communication facilities, including telephone conference, videoconference, or the Internet or any combination of those methods.

On November 7, 2016, the SEC approved the Parent Company's increase in the authorized capital stock and the amendments of the AOI and By-laws.

On July 20, 2018, the Parent Company completed the follow-on offering with total proceeds amounted to ₱517.5 million. On the same date, all the 6,072,357,151 issued shares of the Parent Company, including the common shares issued in accordance with the Share Swap transaction approved by the SEC on December 22, 2014, private placement and follow-on offer shares, are listed in the PSE.

*The Parent Company and PGMC Share-for-Share Swap (Share Swap) Transaction*

On October 23, 2014, the Parent Company executed a Deed of Exchange for a Share Swap with the 13 Stockholders of PGMC. Parent Company will issue 10,463,093,371 common shares to the 13 Stockholders in exchange for the 99.85% outstanding shares of PGMC and cancel the ₱2,591.9 million receivables of Parent Company assumed by the 13 Stockholders from IHoldings Group pursuant to the Share Purchase Agreement dated July 9, 2014, as amended on September 4, 2014. The total par value of the 10,463,093,371 common shares to be issued by the Parent Company to the 13 Stockholders amounted to ₱3,662.1 million.

The shares issued by the Parent Company to the 13 Stockholders of PGMC came from the increase in authorized capital stock. The increase in the authorized capital stock was approved by the SEC on December 22, 2014.

*Memorandum of Agreements (MOA)*

On November 27, 2014, the Parent Company entered into two (2) MOAs with the following:

- GHGC Metallic Ore Resources, Inc. (GMORI) and eight (8) individuals for the purchase of 126,500,000 common shares or 100% interest of Ferrochrome Resources, Inc. (FRI) for United States Dollar (US\$)30.0 million or its Philippine Peso (₱) equivalent
- Giantlead Prestige, Inc., ACPGI, ANCI, HHHPL and an individual (the Sellers) for the purchase of 500,000 common shares and 6,250,000,000 preferred shares or 100% interest of Southeast Palawan Nickel Ventures, Inc. (SPNVI) for US\$50.0 million or its Philippine Peso (₱) equivalent
- The acquisition of FRI and SPNVI shares are still subject to the fulfillment of the pre-conditions as indicated in the MOA including the need to conduct a due diligence examination of FRI and SPNVI.

On February 26, 2015 during a special stockholders' meeting of the Parent Company, the stockholders representing 71.64% of the total issued shares unanimously approved and ratified the above planned acquisitions.

On March 16, 2015, the Parent Company's BOD approved the termination of the MOA with GMORI and eight (8) individuals for the acquisition of 100% interest of FRI due to the non-fulfillment of the conditions in the MOA.

On August 6, 2015, the members of the BOD of the Parent Company approved the following:

- Pursuant to the MOA dated November 27, 2014 executed between the Parent Company and the Sellers, for the sale of 500,000 common shares and 6,250,000,000 preferred shares 100% interest of SPNVI for the purchase price of US\$50.0 million or its Philippine Peso (₱) equivalent, the Parent Company shall execute a Contract to Sell to acquire the aforementioned shares with the understanding that the payment of the purchase price shall be made by the Parent Company either after the conduct of the follow-on offering to the general public and for which a permit to sell has been secured from the SEC or whenever the Parent Company has generated sufficient funds to pay the purchase price from its operations or the conduct of other fund raising activities.
- To allow SPNVI to complete the permitting processes of its mineral property covered by Mineral Production Sharing Agreement (MPSA) No. 017-93-IV granted by the Philippine Government to Celestial Nickel Mining Exploration Corporation (CNMEC) on September 19, 1993, as amended on April 10, 2000, the Parent Company



shall subscribe to the remaining unissued and unsubscribed shares of SPNV consisting of 300,000 common shares with a par value of ₱1.00 per share and 3,750,000,000 preferred shares with a par value of ₱0.01 per share, for a total subscription price of ₱37.8 million.

The approval of the stockholders to authorize this transaction was secured during the Special Stockholders' Meeting held on February 26, 2015.

On August 6, 2015, after the meeting, the parties through their authorized representatives signed the Contract to Sell.

#### The Subsidiaries

##### *PGMC*

PGMC was registered with the SEC on February 10, 1983. PGMC is 99.98% owned by the Parent Company and is primarily engaged in the exploration, mining and exporting of nickel ore located in the municipality of Claver, Surigao del Norte.

PGMC has an Operating Agreement with Surigao Integrated Resources Corporation (SIRC) for the exclusive right and privilege to undertake mining activities within the area covered by the MPSA No. 007-92-X.

##### *Seasonality*

The Cagdianao Mine produces and exports nickel ores from April to October of each year, typically the dry and minimal sea swell season at the mine site. During the rainy season, mining operations in the mine site are suspended and no loading of ore onto ships. This seasonality results in quarter-to-quarter volatility in the operating results with more revenue being earned and more expenses being incurred during the second and third quarters compared to the first and fourth quarters.

##### *Increase in Authorized Capital Stock*

In March 2015, PGMC applied for an increase in authorized capital stock, from ₱715.4 million, consisting of 12,522,318,274 common shares, to ₱1,515.4 million, consisting of 92,522,318,274 shares by increasing the number of Class A common shares by 80,000,000,000 shares. The increase was approved by the SEC on May 19, 2015.

On April 22, 2015, the Parent Company subscribed for an additional 20,000,000,000 Class A common shares with a par value of ₱0.01 amounting to ₱200.0 million and paid a total amount of ₱50.0 million out of the subscribed shares. There was no additional subscription of shares from the increase in authorized capital stock of PGMC by the non-controlling interest (NCI) which resulted in its dilution. As a result, the Parent Company's percentage of ownership to PGMC increased from 99.89% to 99.98%. On December 16, 2019, the Parent Company paid its remaining subscription payable to PGMC through offsetting its dividends receivable from PGMC amounting to ₱150.0 million.

On February 13, 2017, PGMC applied for the conversion and increase in authorized capital stock from ₱1,515.4 million composed of:

- 92,501,562,696 Class A common shares with a par value of ₱0.01 per share
- 15,000,000 Class B-1 Redeemable Preferred Shares (RPS) with a par value of ₱1.00 per share
- 5,753,594 Class B-2 RPS with a par value of ₱100.00 per share
- 1,984 Class B-3 RPS with a par value of ₱0.01 per share

to ₱1,515.4 million divided into 15,154,000 common shares with a par value of ₱100.00 per share. This was approved by the SEC on February 21, 2017.

The Parent Company subscribed and paid in cash a total of 249 shares with a par value of ₱100.00 per share amounting to ₱25.0 thousand.

On December 29, 2017, PGMC applied for an increase in authorized capital stock with the SEC and the SEC simultaneously approved the increase in authorized capital stock of PGMC from ₱1,515.4 million divided into 15,154,000 shares with a par value of ₱100.00 each to ₱3,000.0 million divided into 30,000,000 shares with a par value of ₱100.00 per share. Of the increase in authorized capital stock of PGMC, a total of ₱1,200.0 million equivalent to 12,000,000 common shares with a par value of ₱100.00 per share was subscribed and issued as stock dividends.

##### *Certification for Value-Added Tax (VAT) Zero-Rated Status*

PGMC has been certified by the Board of Investment (BOI) as a qualified enterprise for the purpose of VAT zero-rating of its transactions pursuant to the terms and conditions set forth by the BOI.



On February 19, 2021, the BOI approved PGMC's renewal of its VAT zero-rated status and has issued a certification that is valid from January 1, 2021 up to December 31, 2021 unless sooner revoked by the BOI Governing Board.

*SIRC*

SIRC is a wholly-owned subsidiary of the Parent Company through PGMC and was registered with the SEC on July 16, 1999. Its primary purpose is to engage in the exploration and processing of minerals, petroleum and other mineral oils, to enter into financial and technical assistance agreements for the large-scale exploration, development and utilization of mineral resources or otherwise engage in mining activities or enter into agreements as may be allowed by law.

On January 13, 1992, the Philippine Government and Case Mining Development Corporation (CMDC) entered into an MPSA No. 007-92-X, which allows CMDC to explore, develop and mine nickel ore within the Contract Area covering an area of approximately 4,376 hectares located at Cagdianao, Claver, Surigao del Norte.

On March 3, 2004, a Deed of Agreement was executed by and between the SIRC and CMDC wherein CMDC transfers, assigns and conveys to SIRC all the rights, titles and interests on the MPSA No. 007-92-X and SIRC assumes all the obligations of CMDC under the same MPSA.

On March 3, 2005, the said Assignment Agreement was duly registered with the Mines and Geosciences Bureau (MGB) and was approved and recorded the MPSA in the name of SIRC on July 20, 2005.

The MPSA was last renewed on June 21, 2016 for another 25 years from its initial term ending in 2017, or until February 14, 2042.

On June 15, 2016, SIRC and Cagdianao Lateritic Nickel Mining, Inc. (CLNMI) executed a Deed of Assignment wherein CLNMI has agreed to assign all of its rights, titles and interests on its Exploration Permit (EP) and mineral property. The Deed of Assignment was approved by the MGB on June 27, 2016. CLNMI has an application for EP with Application No. EPA-000101-XIII filed with the MGB covering an area of about 927.9 hectares located at Cagdianao, Claver, Surigao del Norte. SIRC applied for the expansion of its mining tenement annexing the area covered by the application for EP with Application No. EPA-000101-XIII. On March 2, 2020, MGB approved the area expansion of SIRC's MPSA from 4,376 hectares to 5,219.56 hectares by annexing the area covered by the application for exploration permit EXPA-000101-XIII. MGB redenominated SIRC's MPSA from MPSA No. 07-92-X-SMR to MPSA No. 07-92-X-SMR (Amended I).

*PGMC-CNEP Shipping Services Corp. (PCSSC)*

PCSSC is a wholly-owned subsidiary of the Parent Company through PGMC and was registered with the SEC on June 4, 2013. Its primary purpose is to conduct and carry on the business of inter-island shipping, including chartering, hiring, leasing, or otherwise acquiring tug and barge, self-propelled barges or landing craft transport/tank (LCT) or other ships or vessels, together with equipment, appurtenances and furniture therefor; and to employ the same in the conveyance and carriage of ores, minerals, goods, wares and merchandise of every kind and description.

In April 2014 and June 2014, PCSSC's LCT 3 and 4, and LCT 1, 2 and 5, respectively, were registered with the Maritime Industry Authority (MARINA), under the Department of Transportation, the former being the agency responsible for integrating the development, promotion and regulation of maritime industry in the Philippines. These shipping equipment are classified as cargo ships and are engaged primarily in coastwise trading with licenses that are valid until 2022.

*PGMC International Limited (PIL)*

On July 22, 2015, PIL, a wholly-owned subsidiary of the Parent Company through PGMC, was incorporated as a limited company under the Companies Ordinance of Hong Kong. Its primary purpose is to trade mineral products. It was established to facilitate relations with Chinese customers, to promote marketing, to collect accounts, to avail of offshore banking services such as loans, credit/discounting lines and other financing arrangements, and to do other services for PGMC.

*Wealthy Huge Corporation Limited (WHCL)*

WHCL is a wholly-owned subsidiary of the Parent Company through PGMC and was incorporated on March 1, 2021 as a limited company under the Companies Ordinance of Hong Kong. Its primary purpose is to facilitate relations with offshore customers, collection of accounts, availment of offshore banking services, and such other services as will aid PGMC's strategic growth in the ASEAN region. WHCL has not started its operations as at December 31, 2021.

*FNI Steel Corporation (FSC)*

FSC is 51% and 49% owned by the Parent Company and Huarong Asia Limited (Huarong), respectively, as of December 31, 2020. In 2021, the Parent Company and Huarong reassessed the viability of its partnership in FSC and for mutual benefit and upon mutual consent, they have agreed to terminate their relations. On November 9, 2021,



Huarong has relinquished its interest in FSC in favor of the Parent Company. Consequently, FSC became a wholly-owned subsidiary of the Parent Company.

FSC was registered with the Philippine SEC on August 5, 2019. Its primary purpose is to engage in the business of buying, selling, dealing, at wholesale and retail, importing and manufacturing iron, steel and other ferrous or non-ferrous metal products, to be processed either by melting, rolling, casting, or forging to produce it in the form of ingots, billets, sections, bars, plates, strips, rods, tubes, pipes and other such forms in demand in the market or industry; to import materials, machinery and equipment needed to manufacture such finished products; and to lease real properties such as land and buildings as needed.

On October 21, 2019, FSC entered into a Registration Agreement with the Authority of the Freeport Area of Bataan (AFAB) which entitles FSC to conduct and operate its business at the Freeport Area of Bataan (FAB). As a registered export enterprise engaged in the manufacture of iron, steel, and other ferrous and non-ferrous metal products with AFAB, FSC enjoys certain tax incentives and its certificate of entitlement to tax incentives was renewed last December 28, 2021 for the year 2022.

In March 2020, FSC has already started with its land development. As of December 31, 2021, FSC has not yet started its commercial operations.

*FNI Steel Landholdings Corporation (FSLC)*

FSLC is 60% and 40% owned by the Parent Company and Huarong, respectively, as of December 31, 2020. In 2021, the Parent Company and Huarong reassessed the viability of its partnership in FSLC and for mutual benefit and upon mutual consent, they have agreed to terminate their relations. On November 9, 2021, Huarong has relinquished its interest in FSLC in favor of the Parent Company. Consequently, FSLC became a wholly-owned subsidiary of the Parent Company.

FSLC was registered with the Philippine SEC on May 31, 2019. Its primary purpose is to engage in the business of managing real estate or interest therein, alone or in joint ventures with others and for this purpose acquire land by purchase, lease, donation, or otherwise, and to own, use, improve, subdivide, hold, administer, sell, convey, exchange, lease, mortgage, dispose of, work, develop, or otherwise deal in real property of any kind and interest or right therein and to construct, improve, manage, or otherwise dispose of buildings and other structures of whatever kind, together with their appurtenances whether for dwelling, commercial or industrial purposes. FSLC was incorporated to hold real properties of FSC.

On January 21, 2020, FSLC entered into a 25-year agreement with FSC to lease the 100,000 square meters land located at Barangay Alas-asin, Mariveles, Bataan, Philippines, for a consideration amounting to ₱5.00 per square meter or ₱500,000 every month. Lease payments will commence upon the commercial operations of FSC. FSLC classified the lease as operating lease since it retains all the risks and benefits of ownership of the land.

*Seasia Nectar Port Services Inc. (SNPSI)*

SNPSI was registered with the SEC on July 11, 2014 primarily to engage to carry on the business of providing and rendering general services incidental to and necessarily connected with the operation and management of port terminals in the Philippines, which will involve the handling of containers, bulk liquid and dry cargoes, bagging of fertilizers, refrigerated warehousing facilities, warehousing and stevedoring, lightering, towing, and/or storing of cargo handled by SNPSI to and from port terminals in the delivery from abroad and/or for shipment abroad as may be necessary or incidental thereto.

On December 19, 2019, the Group and SNPSI entered into a Subscription Agreement wherein the Group subscribed 1,670,000 common shares of SNPSI with a par value of ₱100.00 per share or 40.05% ownership interest in SNPSI for a total consideration of ₱450.0 million. As at December 31, 2019, the Parent Company had already paid ₱225.0 million with the remaining subscription payable amounting to ₱225.0 million. In 2020, the Group settled this subscription payable to SNPSI (see Note 9).

On December 29, 2021, Nectar Group Limited (NGL), a stockholder, sold its 23.98% interest or 999,997 common shares in SNPSI to the Group for a consideration of ₱192.0 million. The other stockholders waived their preemptive rights thereby making the Parent Company's ownership equal to 64.03% and gaining control over SNPSI as at December 31, 2021 (see Note 37).

The Associate

*SPNVI*

SPNVI was registered with the SEC on July 11, 2014 primarily to engage to prospect, explore, locate, acquire, hold, work, develop, lease, operate and exploit mineral lands for nickel, chromite, copper, manganese, magnesite, silver, gold, and other precious and non-precious metals; to acquire and dispose of mining claims and rights, and to conduct and





carry on the business of preparing, milling, concentrating, smelting, treating or preparing for market, and to market, sell at wholesale, exchange or otherwise deal in nickel, chromite, copper, manganese, magnesite, silver, gold and other mineral products.

On November 18, 2021, SPNVI's BOD and Stockholders approved the amendment of its AOI to change its principal office address from 7/F Corporate Business Centre, 151 Paseo de Roxas Cor. Arnaiz St., Makati City to Penthouse, Platinum Tower, Aseana Avenue corner Fuentes St., Aseana, Parañaque City. In December 2021, SPNVI filed its application for approval of its amended AOI with the SEC and was subsequently approved on January 6, 2022.

On September 1, 2016, SPNVI and the Parent Company entered into a Deed of Assignment, wherein the Parent Company assigned, transferred and conveyed in favor of SPNVI P0.3 million of its advances as payment for the subscription to the 300,000 unissued common shares out of 800,000 common shares of SPNVI with a par value of P1.00 per share.

As a result of the above Deed of Assignment, the Parent Company acquired 37.50% of the common shares with voting rights and 0.47% of total shares. The Group assessed that it has a significant influence over SPNVI since it directly holds more than 20% of the voting power of SPNVI.

As at December 31, 2021 and 2020, SPNVI directly owns 99.76% of Ipilan Nickel Corporation (INC), respectively, a company registered with the SEC on July 22, 2005, for the primary purpose to explore, develop, mine, operate, produce, utilize, process and dispose of all the minerals and the products or by-products that may be produced, extracted, gathered, recovered, unearthed or found within the area of Sitio Ipilan, Mambalot, Municipality of Brooke's Point, Province of Palawan, consisting of 2,835 hectares and covered by MPSA No. 017-93-IV, Amended 2000, by the Government of the Republic of the Philippines through the Secretary of the Department of Environment and Natural Resources (DENR).

#### COVID-19

The Group was able to continue operating despite the COVID-19 pandemic. The Group experienced a slowdown in production especially during the early parts of the community quarantine. However, with great diligence in implementing quarantine protocols, the Group was able to resume its production. The Group also faced several challenges because it had to prioritize the health, safety and well-being of its employees. Despite the challenges of the Group, it has had the opportunity to continue operating and provide for its employees and their families, pay its taxes on time and contribute a significant amount for relief efforts to its local communities. The Group continues to monitor developments, including government requirements and recommendations at the national, state, and local level to evaluate its current operations and implement further measures to minimize the impact to its business.

#### Authorization for Issue

The accompanying consolidated financial statements of GFNI and its subsidiaries (the Group) as at December 31, 2021 and 2020 and for each of the three years in the period ended December 31, 2021 were authorized for issuance by the BOD on March 25, 2022.

## **2. Basis of Preparation, Statement of Compliance and Changes in Accounting Policies and Disclosures and Summary of Significant Accounting Policies**

#### Basis of Preparation

The accompanying financial statements have been prepared on a historical cost basis, except for the financial asset at fair value through other comprehensive income (FVOCI) in 2021 and 2020, which have been measured at fair value. The consolidated financial statements are presented in Philippine peso (P), which is the Group's presentation currency under the Philippine Financial Reporting Standards (PFRS). Based on the economic substance of the underlying circumstances relevant to the Group, the functional currency of the Parent Company and its subsidiaries is Philippine peso, except for PIL and WHCL whose functional currency is Hong Kong Dollar (HK\$). All values are rounded to the nearest thousand (P000), except number of shares, per share data, price per wet metric ton (WMT) and as indicated.

#### Acquisition of PGMC, SIRC, and PCSSC (PGMC Group)

As discussed in Note 1, the Parent Company and the 13 Stockholders of PGMC entered into a Share Swap that resulted to the Parent Company owning 99.85% of PGMC.

The transaction is an asset acquisition because GFNI does not meet the definition of a business. PGMC was deemed to be the accounting acquirer for accounting purposes accounted for under the reverse acquisition method following the guidance provided by the standard. In a reverse acquisition, the legal parent, GFNI is identified as the acquiree for accounting purposes because, based on the substance of the transaction, the legal subsidiary, PGMC is adjudged to be



the entity that gained control over the legal parent. Accordingly, the consolidated financial statements of GFNI have been prepared as a continuation of the financial statements of PGMC Group. PGMC has accounted for the acquisition of GFNI on December 22, 2014, which was the date when PGMC acquired or gained control over GFNI.

The Share Swap transaction was a transaction between entities under common control since at acquisition date on December 22, 2014, GFNI and PGMC are under the common control of the 13 Stockholders.

The "Equity reserve" presented in the consolidated statements of changes in equity is the difference between the capital structure of PGMC Group and GFNI. Refer to Note 19 for the movements in the "Equity reserve" account.

Because the accompanying consolidated financial statements represent a continuation of the financial statements of PGMC Group, except for its capital structure, the consolidation reflects:

- The consolidated assets and liabilities of PGMC Group (legal subsidiary/accounting acquirer) recognized and measured at their pre-combination carrying amounts and not at fair value, and the assets and liabilities of GFNI (legal parent/accounting acquiree) were recognized and measured at acquisition cost
- The retained earnings of PGMC Group for full period together with the post-combination results of GFNI from December 22, 2014, the date when GFNI was acquired by PGMC
- The total equity that shows the combined equity of PGMC Group and GFNI. However, the legal capital of PGMC Group will be eliminated as the legal capital that will be reflected would be that of GFNI (legal parent)
- Any difference between the consideration transferred by GFNI and the legal capital of PGMC Group that is eliminated is reflected as "Equity reserve" (see Note 19).

#### Basis of Consolidation

The consolidated financial statements as at December 31, 2021 and 2020 include the following:

<i>Subsidiaries</i>	Principal Place of Business	Principal Activities	Effective Ownership	
			2021	2020
PGMC	Philippines	Mining	<b>99.98%</b>	99.98%
SIRC <sup>(1)</sup>	Philippines	Mining	<b>99.98%</b>	99.98%
PCSSO <sup>(1)</sup>	Philippines	Services	<b>99.98%</b>	99.98%
PIL <sup>(1)</sup>	Hong Kong	Marketing, Trading and Services	<b>99.98%</b>	99.98%
WHCL <sup>(1)</sup>	Hong Kong	Marketing, Trading and Services	<b>99.98%</b>	-
FSLC <sup>(2)</sup>	Philippines	Landholdings	<b>100.00%</b>	60.00%
FSC <sup>(2)</sup>	Philippines	Manufacturing	<b>100.00%</b>	51.00%
SNPSI <sup>(3)</sup>	Philippines	Port Operations	<b>64.03%</b>	-
<i>Associates</i>				
SNPSI <sup>(3)</sup>	Philippines	Port Operations	-	40.05%
SPNVI <sup>(4)</sup>	Philippines	Holding/Mining	<b>0.47%</b>	0.47%

(1) Indirect ownership through PGMC.

(2) The Parent Company's equity interest in FSC and FSLC increased as a result of Huarong's relinquishment of its investment in these companies. The Parent Company paid P38.1 million to Huarong for its equity interest in FSC and FSLC. Consequently, both companies became wholly-owned subsidiaries of the Parent Company on November 9, 2021.

(3) The Parent Company's equity interest in SNPSI increased from 40.05% to 64.03% as a result of the purchase of additional interest from NGL for a consideration of P192.00 million on December 29, 2021.

(4) This represents the ownership of the Company on SPNVI's all classes of outstanding shares, preferred and common. The Parent Company owns 37.5% of the outstanding shares of SPNVI with voting power.

The consolidated financial statements include the accounts of the Parent Company and its subsidiaries after eliminating significant intercompany balances and transactions. The financial statements of the subsidiaries are prepared for the same reporting year as the Parent Company using uniform and consistent accounting policies. When necessary, adjustments are made to the stand-alone financial statements of subsidiaries to bring their accounting policies in line with the Group's accounting policies.



#### *Subsidiaries*

Subsidiaries are entities over which the Parent Company has control. The Parent Company controls an investee if and only if the Parent Company has:

- Power over the investee (i.e. existing rights that give it the current ability to direct the relevant activities of the investee);
- Exposure, or rights, to variable returns from its involvement with the investee; and
- The ability to use its power over the investee to affect its returns.

Generally, there is a presumption that a majority of voting rights result in control. To support this presumption and when the Parent Company has less than a majority of the voting or similar rights of an investee, the Parent Company considers all relevant facts and circumstances in assessing whether it has power over an investee, including:

- The contractual arrangement with the other vote holders of the investee;
- Rights arising from other contractual arrangements; and
- The Parent Company's voting rights and potential voting rights.

The Parent Company re-assesses whether or not it controls an investee if facts and circumstances indicate that there are changes to one or more of the three elements of control. Consolidation of a subsidiary begins when the Parent Company obtains control over the subsidiary and ceases when the Parent Company loses control of the subsidiary. Assets, liabilities, income and expenses of a subsidiary acquired or disposed of during the year are included in the consolidated financial statements from the date the Parent Company gains control until the date the Parent Company ceases to control the subsidiary.

Consolidated statement of income and each component of other comprehensive income (OCI) are attributed to the equity holders of the Parent Company and to the NCI, even if this results in the NCI having a deficit balance.

#### *NCI*

NCI represents interest in a subsidiary that is not owned, directly or indirectly, by the Parent Company and represents the portion of profit or loss and the net assets not held by the Group. Transactions with NCI are accounted for using the entity concept method, whereby the difference between the consideration and the book value of the share in the net assets acquired is recognized as an equity transaction.

A change in the ownership interest of a subsidiary, without a loss of control, is accounted for as an equity transaction. If the Parent Company loses control over a subsidiary, it:

- Derecognizes the assets (including goodwill) and liabilities of the subsidiary;
- Derecognizes the carrying amount of any NCI;
- Derecognizes the cumulative translation differences recorded in equity;
- Recognizes the fair value of the consideration received;
- Recognizes the fair value of any investment retained;
- Recognizes any surplus or deficit in the consolidated statement of income; and
- Reclassifies the Parent Company's share of components previously recognized in the consolidated statement of comprehensive income to the consolidated statement of income or retained earnings, as appropriate, as would be required if the Parent Company had directly disposed of the related assets or liabilities.

All intra-group assets and liabilities, equity, income, expenses and cash flows relating to transactions between members of the Group are eliminated in full on consolidation.

#### *Statement of Compliance*

The accompanying consolidated financial statements of the Group have been prepared in compliance with PFRS. PFRS includes statements named PFRS, Philippine Accounting Standards (PAS), and Standard Interpretation Committee (SIC)/Philippine Interpretation based on the International Financial Reporting Interpretations Committee (IFRIC). All of which have been approved by the Financial Reporting Standards Council (FRSC) and adopted by the SEC, including SEC pronouncements.

#### *Changes in Accounting Policies and Disclosures*

The accounting policies adopted are consistent with those of the previous financial year, except for the adoption of new standards effective in 2021. The Group has not early adopted any standard, interpretation or amendment that has been issued but is not yet effective.



- **Amendment to PFRS 16, COVID-19-related Rent Concessions beyond 30 June 2021**  
The amendment provides relief to lessees from applying the PFRS 16 requirement on lease modifications to rent concessions arising as a direct consequence of the COVID-19 pandemic. A lessee may elect not to assess whether a rent concession from a lessor is a lease modification if it meets all of the following criteria:
  - The rent concession is a direct consequence of COVID-19;
  - The change in lease payments results in a revised lease consideration that is substantially the same as, or less than, the lease consideration immediately preceding the change;
  - Any reduction in lease payments affects only payments originally due on or before June 30, 2022; and
  - There is no substantive change to other terms and conditions of the lease.

A lessee that applies this practical expedient will account for any change in lease payments resulting from the COVID-19 related rent concession in the same way it would account for a change that is not a lease modification, i.e., as a variable lease payment.

The amendment is effective for annual reporting periods beginning on or after April 1, 2021. Early adoption is permitted.

The amendment to PFRS 16 has no impact on the consolidated financial statements.

- **Amendments to PFRS 9, PAS 39, PFRS 7, PFRS 4 and PFRS 16, Interest Rate Benchmark Reform – Phase 2**  
The amendments provide the following temporary reliefs which address the financial reporting effects when an interbank offered rate (IBOR) is replaced with an alternative nearly risk-free interest rate (RFR):
  - Practical expedient for changes in the basis for determining the contractual cash flows as a result of IBOR reform
  - Relief from discontinuing hedging relationships
  - Relief from the separately identifiable requirement when an RFR instrument is designated as a hedge of a risk component

The Group shall also disclose information about:

- The nature and extent of risks to which the entity is exposed arising from financial instruments subject to IBOR reform, and how the entity manages those risks; and
- Their progress in completing the transition to alternative benchmark rates, and how the entity is managing that transition.

The amendments have no impact on the financial statements of the Group.

#### Standards Issued but not yet Effective

Pronouncements issued but not yet effective are listed below. The Group intends to adopt the following pronouncements when they become effective. Adoption of these pronouncements is not expected to have a significant impact on the Group's consolidated financial statements [unless otherwise indicated].

#### *Effective beginning on or after January 1, 2022*

- Amendments to PFRS 3, *Reference to the Conceptual Framework*
- Amendments to PAS 16, *Plant and Equipment: Proceeds before Intended Use*
- Amendments to PAS 37, *Onerous Contracts – Costs of Fulfilling a Contract*
- *Annual Improvements to PFRSs 2018-2020 Cycle*
  - Amendments to PFRS 1, *First-time Adoption of PFRS, Subsidiary as a first-time adopter*
  - Amendments to PFRS 9, *Financial Instruments, Fees in the "10 percent" test for derecognition of financial liabilities*
  - Amendments to PAS 41, *Agriculture, Taxation in fair value measurements*

#### *Effective beginning on or after January 1, 2023*

- Amendments to PAS 12, *Deferred Tax related to Assets and Liabilities arising from a Single Transaction*
- Amendments to PAS 8, *Definition of Accounting Estimates*
- Amendments to PAS 1 and PFRS Practice Statement 2, *Disclosure of Accounting Policies*

#### *Effective beginning on or after January 1, 2024*

- Amendments to PAS 1, *Classification of Liabilities as Current or Noncurrent*

#### *Effective beginning on or after January 1, 2025*

- PFRS 17, *Insurance Contracts*





*Deferred effectivity*

- Amendments to PFRS 10, *Consolidated Financial Statements*, and PAS 28, *Sale or Contribution of Assets between an Investor and its Associate or Joint Venture*

**Summary of Significant Accounting Policies****Presentation of Consolidated Financial Statements**

The Group has elected to present all items of recognized income and expense in a single consolidated statement of comprehensive income.

**Current versus Noncurrent Classification**

The Group presents assets and liabilities in the consolidated statement of financial position based on current/noncurrent classification. An asset is current when:

- It is expected to be realized or intended to be sold or consumed in the normal operating cycle
- It is held primarily for trading
- It is expected to be realized within twelve (12) months after the end of the reporting period or
- It is cash or cash equivalent unless restricted from being exchanged or used to settle a liability for at least twelve (12) months after the end of the reporting period.

The Group classifies all other assets as noncurrent.

A liability is current when:

- It is expected to be settled in the normal operating cycle
- It is held primarily for trading
- It is due to be settled within twelve (12) months after the end of the reporting period, or
- There is no unconditional right to defer the settlement of the liability for at least twelve (12) months after the end of the reporting period.

The Group classifies all other liabilities as noncurrent.

Deferred tax assets and liabilities are classified as noncurrent assets and liabilities.

**Cash and Cash Equivalents**

Cash and cash equivalents represent cash on hand and in banks, and short-term cash investments. Cash in banks earn interest at the respective bank deposit rates. Short-term cash investments are highly liquid investments that are readily convertible to known amounts of cash with original maturities of three (3) months or less from dates of acquisition. These earn interest at the respective short-term cash investment rates and are subject to an insignificant risk of changes in value.

**Fair Value Measurement**

The Group measures financial instruments at fair value at each reporting period.

Fair value is the price that would be received to sell an asset or paid to transfer a liability in an orderly transaction between market participants at the measurement date. The fair value measurement is based on the presumption that the transaction to sell the asset or transfer the liability takes place either:

- In the principal market for the asset or liability; or
- In the absence of a principal market, in the most advantageous market for the asset or liability.

The principal or the most advantageous market must be accessible by the Group.

The fair value of an asset or a liability is measured using the assumptions that market participants would use when pricing the asset or liability, assuming that market participants act in their economic best interest.

A fair value measurement of a non-financial asset takes into account a market participant's ability to generate economic benefits by using the asset in its highest and best use or by selling it to another market participant that would use the asset in its highest and best use.



The Group uses valuation techniques that are appropriate in the circumstances and for which sufficient data are available to measure fair value, maximizing the use of relevant observable inputs and minimizing the use of unobservable inputs.

All assets and liabilities for which fair value is measured or disclosed in the consolidated financial statements are categorized within the fair value hierarchy, described as follows, based on the lowest level input that is significant to the fair value measurement as a whole:

- Level 1 - Quoted (unadjusted) prices in active markets for identical assets or liabilities;
- Level 2 - Valuation techniques for which the lowest level input that is significant to the fair value measurement is directly or indirectly observable; and
- Level 3 - Valuation techniques for which the lowest input that is significant to the fair value measurement is unobservable.

For assets and liabilities that are recognized in the consolidated financial statements on a recurring basis, the Group determines whether transfers have occurred between levels in the hierarchy by re-assessing categorization (based on the lowest level input that is significant to the fair value measurement as a whole) at each end of the reporting period.

The fair value of financial instruments that are actively traded in organized financial markets is determined by reference to quoted market close prices at the close of business at the end of the financial reporting period. When there is no active market, the fair value is determined using valuation techniques. Such techniques include comparison to similar investments for which market observable prices exist and discounting cash flow analysis or other valuation models.

For the purpose of fair value disclosures, the Group has determined classes of assets and liabilities on the basis of the nature, characteristics and risks of the asset or liability and the level of the fair value hierarchy as explained above.

#### **Financial Instruments**

A financial instrument is any contract that gives rise to a financial asset of one entity and a financial liability or equity instrument of another entity.

#### **Financial Assets**

##### *Initial Recognition, Classification and Measurement*

Financial assets are classified, at initial recognition, and subsequently measured at amortized cost, FVOCI, or fair value through profit or loss (FVTPL).

The classification of financial assets at initial recognition depends on the financial asset's contractual cash flow characteristics and the Group's business model for managing them. With the exception of trade receivables that do not contain a significant financing component or for which the Group has applied the practical expedient, the Group initially measures a financial asset at its fair value plus, in the case of a financial asset not at FVTPL, directly attributable transaction costs. Trade receivables that do not contain a significant financing component or for which the Group has applied the practical expedient are measured at the transaction price determined under PFRS 15.

For a financial asset to be classified and measured at amortized cost or FVOCI, it needs to give rise to cash flows that are solely payments of principal and interest (SPPI) on the principal amount outstanding. This assessment is referred to as the SPPI test and is performed at an instrument level.

The Group's business model for managing financial assets refers to how it manages its financial assets in order to generate cash flows. The business model determines whether cash flows will result from collecting contractual cash flows, selling the financial assets, or both.

##### *Subsequent Measurement*

For purposes of subsequent measurement, financial assets are classified into four categories:

- Financial assets at amortized cost (debt instruments)
- Financial assets at FVOCI with recycling of cumulative gains and losses (debt instruments)
- Financial assets at FVOCI with no recycling of cumulative gains and losses upon derecognition (equity instruments)
- Financial assets at FVTPL



*Financial Assets at Amortized cost (Debt Instruments)*

This category is the most relevant to the Group. The Group measures financial assets at amortized cost if both of the following conditions are met:

- The financial asset is held within a business model with the objective to hold financial assets in order to collect contractual cash flows, and
- The contractual terms of the financial asset give rise on specified dates to cash flows that are SPPI on the principal amount outstanding.

Financial assets at amortized cost are subsequently measured using the effective interest rate (EIR) method and are subject to impairment. Gains and losses are recognized in profit or loss when the asset is derecognized, modified or impaired.

The Group's financial assets at amortized cost include cash and cash equivalents, trade receivables, advances to contractors, advances to related parties and restricted cash under "Other noncurrent assets".

*Financial Assets at FVOCI (Debt Instruments)*

The Group measures debt instruments at FVOCI if both of the following conditions are met:

- The financial asset is held within a business model with the objective of both holding to collect contractual cash flows and selling, and
- The contractual terms of the financial asset give rise on specified dates to cash flows that are SPPI on the principal amount outstanding.

For debt instruments at FVOCI, interest income, foreign exchange revaluation and impairment losses or reversals are recognized in the consolidated statement of comprehensive income and computed in the same manner as for financial assets measured at amortized cost. The remaining fair value changes are recognized in OCI. Upon derecognition, the cumulative fair value change recognized in OCI is recycled to profit or loss.

The Group does not have debt instruments at FVOCI.

*Financial Assets at FVOCI (Equity Instruments)*

Upon initial recognition, the Group can elect to classify irrevocably its equity investments as equity instruments designated at FVOCI when they meet the definition of equity under PAS 32, *Financial Instruments: Presentation*, and are not held for trading. The classification is determined on an instrument-by-instrument basis.

Gains and losses on these financial assets are never recycled to profit or loss. Dividends are recognised as other income in the consolidated statement of comprehensive income when the right of payment has been established, except when the Group benefits from such proceeds as a recovery of part of the cost of the financial asset, in which case, such gains are recorded in OCI. Equity instruments designated at fair value through OCI are not subject to impairment assessment.

The Group elected to classify irrevocably its quoted equity instrument under this category. As at December 31, 2021 and 2020, equity instruments at FVOCI include the Group's quoted equity instrument under "Other noncurrent assets" (see Note 12).

*Financial Assets at FVTPL (Debt Instruments)*

Financial assets at FVTPL include financial assets held for trading, financial assets designated upon initial recognition at FVTPL, or financial assets mandatorily required to be measured at fair value. Financial assets are classified as held for trading if they are acquired to sell or repurchase in the near term. Derivatives, including separated embedded derivatives, are also classified as held for trading unless they are designated as effective hedging instruments. Financial assets with cash flows that are not SPPI are classified and measured at FVTPL, irrespective of the business model. Notwithstanding the criteria for debt instruments to be classified at amortized cost or at FVOCI, as described above, debt instruments may be designated at FVTPL on initial recognition if doing so eliminates, or significantly reduces, an accounting mismatch.

Financial assets at FVTPL are carried in the consolidated statement of financial position at fair value with net changes in fair value recognized in the consolidated statement of comprehensive income.

The Group does not have debt instruments at FVTPL.



#### *Impairment of Financial Assets*

Further disclosures relating to impairment of financial assets are also provided in the summary of significant accounting judgments, estimates and assumptions (see Note 3).

The Group recognizes an allowance for expected credit losses (ECLs) for all debt instruments not held at FVTPL. ECLs are based on the difference between the contractual cash flows due in accordance with the contract and all the cash flows that the Group expects to receive, discounted at an approximation of the original EIR. The expected cash flows will include cash flows from the sale of collateral held or other credit enhancements that are integral to the contractual terms.

If, in a subsequent period, the amount of ECL decreases and the decrease can be related objectively to an event occurring after the provision for ECL was recognized, the previously recognized ECL is reversed. Any subsequent reversal is recognized in profit or loss, to the extent that the carrying value of the financial asset does not exceed its amortized cost at the reversal date.

For cash and cash equivalents, and restricted cash under "Other noncurrent assets", the Group applies the low credit risk simplification under general approach. The probability of default (PD) and loss given default (LGD) are publicly available and are considered to be low credit risk investments. It is the Group's policy to measure ECLs on such instruments on a 12-month basis. However, when there has been a significant increase in credit risk since origination, the allowance will be based on the lifetime ECL. The Group uses the ratings from Bloomberg to determine whether the debt instruments have significantly increased in credit risk and to estimate ECLs.

For trade receivables under "Trade and other receivables", the Group applies a simplified approach in calculating ECLs. Therefore, the Group does not track changes in credit risk, but instead recognizes a loss allowance based on lifetime ECLs at the end of each reporting period. The Group has established a provision matrix that is based on historical credit loss experience, adjusted for forward-looking factors specific to the debtors and the economic environment.

For advances to related parties, ECLs are recognized in two (2) stages. For credit exposures for which there has not been a significant increase in credit risk since initial recognition, ECLs are provided for credit losses that result from default events that are possible within the next 12-months (a 12-month ECL). For those credit exposures for which there has been a significant increase in credit risk since initial recognition, a loss allowance is required for credit losses expected over the remaining life of the exposure, irrespective of the timing of the default (a lifetime ECL).

The Group considers a financial asset in default when contractual payments are ninety (90) days past due. However, in certain cases, the Group may also consider a financial asset to be in default when internal or external information indicates that the Group is unlikely to receive the outstanding contractual amounts in full before taking into account any credit enhancements held by the Group. A financial asset is written off when there is no reasonable expectation of recovering the contractual cash flows and usually occurs when past due for more than one (1) year and not subject to enforcement activity.

#### *Derecognition*

A financial asset (or, when applicable, a part of a financial asset or part of a group of similar financial assets) is derecognized when:

- The rights to receive cash flows from the asset have expired; or
- The Group retain the right to receive cash flows from the asset, but has assumed an obligation to pay the received cash flows in full without, material delay to a third party under a "pass-through" arrangement; or
- The Group has transferred its rights to receive cash flows from the asset and either: (a) has transferred substantially all the risks and rewards of the asset; or (b) has neither transferred nor retained substantially all the risks and rewards of the asset, but has transferred control of the asset.

When the Group has transferred its rights to receive cash flows from an asset or has entered into a pass-through arrangement, it evaluates if, and to what extent, it has retained the risks and rewards of ownership. When it has neither transferred nor retained substantially all the risks and rewards of the asset, nor transferred control of the asset, the Group continues to recognize the transferred asset to the extent of the Group's continuing involvement. In that case, the Group also recognizes an associated liability. The transferred asset and the associated liability are measured on a basis that reflects the rights and obligations that the Group has retained.

Continuing involvement that takes the form of a guarantee over the transferred asset is measured at the lower of the original carrying amount of the asset and the maximum amount of consideration that the Group could be required to pay.





## Financial Liabilities

### *Initial Recognition, Classification and Measurement*

Financial liabilities are classified, at initial recognition, as financial liabilities at FVTPL, loans and borrowings, trade and other payables, or as derivatives designated as hedging instruments in an effective hedge, as appropriate.

All financial liabilities are recognized initially at fair value and, in the case of interest-bearing loans and borrowings and trade and other payables, net of directly attributable transaction costs.

Financial instruments are classified as liabilities or equity in accordance with the substance of the contractual arrangement. Interest, dividends, gains and losses relating to a financial instrument or a component that is a financial liability, are reported as "Other income (charges)". Distributions to holders of financial instruments classified as equity are charged directly to equity, net of any related income tax.

The Group's financial liabilities include trade and other payables (excluding statutory payables), loans payable, lease liabilities under PFRS 16, advances from related parties and payable to Brooks Nickel Ventures Inc. (BNVI) and previous stockholders of CNMEC which are under "Other noncurrent liabilities". As at December 31, 2021 and 2020, the Group has no financial liabilities at FVTPL or as derivatives designated as hedging instruments in an effective hedge.

### *Subsequent Measurement*

The measurement of financial liabilities depends on their classification, as described below:

#### *Financial Liabilities at FVTPL*

Financial liabilities at FVTPL include financial liabilities held for trading and financial liabilities designated upon initial recognition as at FVTPL.

Financial liabilities are classified as held for trading if they are incurred for the purpose of repurchasing in the near term. This category also includes derivative financial instruments entered into by the Group that are not designated as hedging instruments in hedge relationships as defined by PFRS 9. Separated embedded derivatives are also classified as held for trading unless they are designated as effective hedging instruments.

Gains or losses on liabilities held for trading are recognized in the consolidated statement of comprehensive income.

Financial liabilities designated upon initial recognition at FVTPL are designated at the initial date of recognition, and only if the criteria in PFRS 9 are satisfied. The Group has not designated any financial liability as at FVTPL.

#### *Financial Liabilities at Amortized Cost (Loans and Borrowings and Trade and Other Payables)*

After initial recognition, interest-bearing loans and borrowings are subsequently measured at amortized cost using the EIR method. Gains and losses are recognized in profit or loss when the liabilities are derecognized as well as through the EIR amortization process.

Amortized cost is calculated by taking into account any discount or premium on acquisition and fees or costs that are an integral part of the EIR. The EIR amortization is included as "Finance costs" in the consolidated statement of comprehensive income.

### *Derecognition*

A financial liability is derecognized when the associated obligation is discharged, cancelled, or has expired. When an existing financial liability is replaced by another from the same lender on substantially different terms, or the terms of an existing liability are substantially modified, such an exchange or modification is treated as a derecognition of the original liability and the recognition of a new liability.

The difference in the respective carrying amounts of a financial liability extinguished or transferred to another party and the consideration paid, is recognized in the consolidated statement of comprehensive income.

### *Offsetting of Financial Instruments*

Financial assets and financial liabilities are offset and the net amount is reported in the consolidated statement of financial position if there is a currently enforceable legal right to set-off the recognized amounts and there is an intention to settle on a net basis, to realize the assets and settle the liabilities simultaneously. The Group assesses that it currently has an enforceable right of offset if the right is not contingent on a future event, and is legally enforceable in the normal course of business, event of default, and event of insolvency or bankruptcy of the Group and all of the counterparties.



### Inventories

Inventories are valued at the lower of cost or net realizable value (NRV). Cost is determined by the moving average production cost during the year for nickel ore inventories exceeding a determined cut-off grade and moving average method for materials and supplies. This includes all costs of purchase and other costs incurred in bringing the inventories to their present location and condition. The NRV of nickel ore inventories is the estimated selling price in the ordinary course of business, less estimated costs necessary to make the sale. The NRV of materials and supplies is the current replacement cost. In determining NRV, the Group considers any adjustment necessary for obsolescence.

### Prepayments and Other Current and Noncurrent Assets

Prepayments and other current assets are composed of prepaid rent, prepaid insurance, creditable withholding taxes (CWT), prepaid taxes and licenses, restricted cash which is currently classified under "Other noncurrent assets" and others. Other noncurrent assets are composed of restricted cash, mine rehabilitation fund (MRF), input VAT, advances to suppliers, financial assets at FVOCI and others. These are classified as current when these are probable to be realized or consumed within one (1) year from the end of the reporting period. Otherwise, these are classified as noncurrent assets.

### Input VAT

Input VAT represents VAT imposed on the Group by its suppliers and contractors for the acquisition of goods and services required under Philippine taxation laws and regulations, net of output tax liabilities, if any, which may be recovered as tax credit against future tax liability of the Group upon approval by the Philippine Bureau of Internal Revenue (BIR) and/or the Philippine Bureau of Customs.

Revenues, expenses, and assets are recognized net of the amount of VAT, if applicable. When VAT from sales of goods and/or services (output VAT) exceeds VAT passed on from purchases of goods or services (input VAT), the excess is recognized as payable in the consolidated statement of financial position. When VAT passed on from purchases of goods or services (input VAT) exceeds VAT from sales of goods and/or services (output VAT), the excess is recognized as an asset in the consolidated statement of financial position as part of "Other noncurrent assets" to the extent of the recoverable amount.

### Property and Equipment

Property and equipment, except land, is stated at cost, excluding the costs of day-to-day servicing, less accumulated depreciation and depletion and accumulated impairment in value. Such cost includes the cost of replacing part of such property and equipment when that cost is incurred if the recognition criteria are met. Likewise, when significant parts of equipment are required to be repaired at intervals, the Group depreciates them separately based on their specific useful lives. Likewise, when each major inspection is performed, its cost is recognized in the carrying amount of the property and equipment as a replacement if the recognition criteria are satisfied. Land is carried at cost less any impairment in value. All other repairs and maintenance are recognized in profit or loss as incurred.

Construction in-progress (CIP) is stated at cost and is not depreciated until such time that the relevant assets are completed and become available for use. This also includes amortization of right-of-use assets.

In 2019, upon adoption of PFRS 16, *Leases*, the Group recognized the right-of-use assets as part of property and equipment. Prior to adoption date, the Group's operating leases are recognized in accordance with PAS 17, *Leases*, and no such right-of-use assets are recognized in the consolidated statement of financial position.

Depreciation of property and equipment, excluding mining properties, are computed on a straight-line basis over the following estimated useful lives of the respective assets:

<u>Category</u>	<u>Number of Years</u>
Building and leasehold improvements	5-25
Right of use asset	3-10
Machineries and other equipment	2-10
Furniture and fixtures, and equipment	2-5
Roads and bridges	10-15

Leasehold improvements include building improvements and port facilities which are amortized over the term of the lease or the estimated useful life of five (5) to twenty-five (25) years, whichever is shorter.

Mining properties consist of mine development costs and capitalized costs of mine rehabilitation and decommissioning, and other development costs necessary to prepare the area for operations.



Mine development costs consist of capitalized costs previously carried under "Mine exploration costs", which are transferred to mining properties under "Property and equipment" upon start of commercial operations. The net carrying amount of mine development costs, including the capitalized cost of mine rehabilitation and decommissioning, is depleted using the unit-of-production (UOP) method based on the estimated economically recoverable ore reserves to which they relate or are written off if the property is abandoned.

Depreciation and depletion of property and equipment, except land, begins when it becomes available for use, i.e., when it is in the location and condition necessary for it to be capable of operating in the manner intended by management, or in case of mining properties, from start of commercial operations upon extraction of ore reserves. Depreciation and depletion ceases when the assets are fully depreciated or depleted, or at the earlier of the date that the item is classified as held for sale (or included in the disposal group that is classified as held for sale) in accordance with PFRS 5, *Noncurrent Assets Held for Sale and Discontinued Operations*, and the date the item is derecognized.

The estimated ore reserves, useful lives, residual values and depreciation and depletion methods are reviewed periodically to ensure that these are consistent with the expected pattern of economic benefits from items of property and equipment. The residual values are reviewed and adjusted, if appropriate, at each end of the reporting period. If there is an indication that there has been a significant change in depreciation and depletion rate, useful life, estimated ore reserves or residual value of an asset, the depreciation and depletion of that asset is revised prospectively to reflect the new expectations.

An item of property and equipment is derecognized upon disposal or when no future economic benefits are expected from its use or disposal. Any gain or loss arising on derecognition of the asset (calculated as the difference between the net disposal proceeds and the carrying amount of the asset) is included in the consolidated statement of comprehensive income in the year the asset is derecognized.

The residual values and useful lives of property and equipment are reviewed at each end of the reporting period and adjusted prospectively, if appropriate. Fully depreciated assets are retained in the accounts until they are no longer in use and no further depreciation is charged to current operations.

#### Mine Exploration Costs

Pre-license costs are expensed in the period in which they are incurred. Once the legal right to explore has been acquired, exploration and evaluation expenditure is deferred as an asset when future economic benefit is more likely than not to be realized. These costs include materials and fuels used, surveying costs, drilling costs and payments made to contractors. The Group capitalizes any further evaluation costs incurred to exploration and evaluation assets up to the point when commercial reserves are established. Upon the start of commercial operations, such costs are transferred to property and equipment. If no mineable ore body is discovered, capitalized acquisition costs are expensed in the period in which it is determined that the mineral property has no future economic value.

#### Mining Rights

Mining rights refer to the right of the Group as the holder of the MPSA located in Cagdianao, Claver, Surigao del Norte acquired through the assignment of MPSA from CMDC to the Group under the Deed of Assignment. It also includes initial mine exploration costs incurred by the Group relative to the exploration works on the mining properties.

Mining rights with finite useful life are stated at cost less amortization and accumulated impairment in value. Impairment assessments are made if events or changes of circumstances indicate that the carrying value of the assets may not be recoverable.

The net carrying amount of mining rights of the Group is amortized using the UOP method based on the estimated economically recoverable reserves to which they relate or are written off if the properties covered by the mining rights are abandoned.

#### Deposits for Future Acquisition

This pertains to the advances made to related parties which were converted into deposits for future acquisition with the intention of applying the same as payment for future acquisition of stock. This is classified as part of the net investment in associate accounted for using the equity method in which deposits for future acquisition is initially recognized at cost. The carrying amount is adjusted thereafter for the post-acquisition change in the Group's share in the net assets of the investee.

#### Investments in Associates

An associate is an entity over which the Group has significant influence. Significant influence is the power to participate in the financial and operating policy decisions of the investee but is not control or joint control over those policies. If the Group holds, directly or indirectly (e.g. through subsidiaries), 20% or more of the voting power of the investee, it is presumed that the Group has significant influence, unless it can be clearly demonstrated that this is not the case.





Conversely, if the Group holds, directly or indirectly (e.g. through subsidiaries), less than 20% of the voting power of the investee, it is presumed that the Group does not have significant influence, unless such influence can be clearly demonstrated. A substantial or majority ownership by another investor does not necessarily preclude the Group from having significant influence.

In determining whether significant influence exists, the Group considers one or more of the following factors:

- Representation on the board of directors or equivalent governing body of the investee;
- Participation in policy-making processes, including participation in decisions about dividends or other distributions;
- Material transactions between the entity and its investee;
- Interchange of managerial personnel; or
- Provision of essential technical information.

In situations where investments give rise to only slightly less than 20%, the Group's management exercises judgment in determining whether significant influence may exist.

The Group identifies the acquisition date of an acquisition of associate acquired in the middle of the month as acquired in the beginning of the month.

The Group's investments in associates are accounted for using the equity method, less any impairment in value in the consolidated statement of financial position.

Under the equity method, an investment in an associate is initially recognized at cost. The carrying amount of the investment is adjusted to recognize changes in the Group's share of net assets of the associate since the acquisition date. Goodwill relating to the associate is included in the carrying amount of the investment and is not tested for impairment individually.

The consolidated statement of comprehensive income reflects the Group's share of the results of operations of the associate. Any change in OCI of those investees is presented as part of the Group's OCI. In addition, when there has been a change recognized directly in the equity of the associate, the Group recognizes its share of any changes, when applicable, in the statement of changes in equity. Unrealized gains and losses resulting from transactions between the Group and the associate are eliminated to the extent of the interest in the associate.

The aggregate of the Group's share of profit or loss of an associate is shown on the face of the consolidated statement of comprehensive income outside operating profit and represents profit or loss after tax and non-controlling interests in the subsidiaries of the associate. If the Group's share of losses of an associate equals or exceeds its interest in the associate, the Group discontinues recognizing its share of further losses.

Upon loss of significant influence over the associate, the Group measures and recognizes any retained investment at its fair value. Any difference between the carrying amount of the associate upon loss of significant influence and the fair value of the retained investment and proceeds from disposal is recognized in the consolidated statement of comprehensive income.

The financial statements of the associates are prepared for the same reporting period as the Group. When necessary, adjustments are made to bring the accounting policies in line with those of the Group.

#### **Impairment of Non-Financial Assets**

*Prepayments and Other Current and Noncurrent Assets, Property and Equipment, Deposits for Future Acquisition, Mining Rights, Mine Exploration Costs and Investments in Associates*

The Group assesses, at each end of the reporting period, whether there is an indication that an asset may be impaired. Assets are reviewed for impairment whenever events or changes in circumstances indicate that the carrying amount of an asset may not be recoverable. If any such indication exists and where the carrying amount of an asset exceeds its recoverable amount, the asset cash-generating unit (CGU) is written down to its recoverable amount. An asset's recoverable amount is the higher of an asset's, or CGU's fair value less costs to sell and its value-in-use (VIU) and is determined for an individual asset, unless the asset does not generate cash inflows that are largely independent of those from other assets or group of assets. The fair value less cost to sell is the price that would be received to sell an asset or paid to transfer a liability in an orderly transaction between market participant at the measurement date less the costs of disposal, while VIU is the present value of estimated future cash flows expected to arise from the continuing use of the asset and from its disposal at the end of its useful life. Where the carrying amount of an asset or CGU exceeds its recoverable amount, the asset is considered impaired and is written down to its recoverable amount. Impairment losses are recognized in "General and administrative expenses" in the consolidated statement of comprehensive income.



Recovery of impairment losses recognized in prior years is recorded when there is an indication that the impairment losses recognized for the asset no longer exist or have decreased. The recovery is recorded in the consolidated statement of comprehensive income. However, the increased carrying amount of an asset due to a recovery of an impairment loss is recognized to the extent it does not exceed the carrying amount that would have been determined (net of depreciation, depletion and amortization) had no impairment loss been recognized for that asset in prior years.

After application of the equity method for investment in an associate, the Group determines whether it is necessary to recognize an additional impairment loss on the Group's investment in an associate, including long-term interests, that, in substance, form part of the Group's net investment in associate. The Group determines at the end of the reporting period whether there is any objective evidence that the investment in an associate is impaired. If this is the case, the Group calculates the amount of impairment as being the difference between the fair value of the associate and the acquisition cost and recognizes the amount in the consolidated statement of comprehensive income. Recoverable amount is determined as the higher between fair value less cost to sell and VIU.

#### *Investments in Associates*

After application of the equity method, the Group determines whether it is necessary to recognize an impairment loss on its investments in associate. At the end of each reporting period, the Group determines whether there is objective evidence that the investments in associates are impaired. If there is such evidence, the Group calculates the amount of impairment as the difference between the recoverable amount of the associate and its carrying value, and then recognizes the amount in the consolidated statement of comprehensive income.

#### *Mine Exploration Costs*

An impairment review is performed, either individually or at the CGU level, when there are indicators that the carrying amount of the assets may exceed their recoverable amounts. To the extent that this occurs, the excess is fully provided against, at the end of the reporting period in which this is determined.

Mine exploration costs are reassessed on a regular basis. Facts and circumstances that would require an impairment assessment as set forth in PFRS 6, *Exploration for and Evaluation of Mineral Resources*, are as follows:

- The period for which the Group has the right to explore in the specific area has expired or will expire in the near future, and is not expected to be renewed;
- Substantive expenditure on further exploration and evaluation of mineral resources in the specific area is neither budgeted nor planned;
- Exploration for and evaluation of mineral resources in the specific area have not led to the discovery of commercially viable quantities of mineral resources and the Group has decided to discontinue such activities in the specific area;
- When a service contract where the Group has participating interest in is permanently abandoned; and
- Sufficient data exist to indicate that, although a development in the specific area is likely to proceed, the carrying amount of the exploration and evaluation asset is unlikely to be recovered in full from successful development or by sale.

#### *Provisions*

##### *General*

Provisions are recognized when the Group has a present obligation (legal or constructive) as a result of a past event, it is probable that an outflow of resources embodying economic benefits will be required to settle the obligation and a reliable estimate can be made of the amount of the obligation. Provisions are reviewed at each end of the reporting period and adjusted to reflect the current best estimate. If the effect of the time value of money is material, provisions are determined by discounting the expected future cash flows at a pre-tax rate that reflects current market assessment of the time value of money and, where appropriate, the risks specific to the liability. Where discounting is used, the increase in the provision due to the passage of time is recognized as "Finance costs" in the consolidated statement of comprehensive income.

##### *Provision for Mine Rehabilitation and Decommissioning*

The Group records the present value of estimated costs of legal and constructive obligations required to restore operating locations in the period in which the obligation is incurred. The nature of these restoration activities includes dismantling and demolition of infrastructures, removal of residual materials and remediation of disturbed areas. The obligation generally arises when the asset is installed or the ground/environment is disturbed at the production location. When the liability is initially recognized, the present value of the estimated cost is capitalized by increasing the carrying amount of the related mining assets. Over time, the discounted liability is increased for the change in present value based on the discount rates that reflect current market assessments and the risk specific to the liability. The periodic unwinding of the discount is recognized in "Finance costs" in the consolidated statement of comprehensive income. Additional disturbances or changes in rehabilitation costs will be recognized as additions or charges to the corresponding assets and provision for mine rehabilitation and decommissioning when they occur.



Where rehabilitation is conducted systematically over the life of the operation, rather than at the time of closure, provision is made for the estimated outstanding continuous rehabilitation work at each end of the reporting period and the cost is charged to the consolidated statement of comprehensive income.

Decrease in provision for mine rehabilitation and decommissioning that exceeds the carrying amount of the corresponding rehabilitation asset is recognized immediately in the consolidated statement of comprehensive income.

The ultimate cost of mine rehabilitation and decommissioning is uncertain and cost estimates can vary in response to many factors including changes to the relevant legal requirements, the emergence of new restoration techniques or experience. The expected timing of expenditure can also change, for example in response to changes in ore reserves or production rates. As a result, there could be significant adjustments to the provision for mine rehabilitation and decommissioning, which would affect future financial results.

MRF committed for use in satisfying environmental obligations is included under "Other Noncurrent Assets" in the consolidated statement of financial position.

#### OCI

OCI comprises items of income and expense (including items previously presented under the consolidated statement of changes in equity) that are not recognized in profit or loss for the year in accordance with PFRSs.

#### Capital Stock and Additional Paid-in Capital (APIC)

Common shares are classified as equity.

Subscribed capital stock is reported in equity less the related subscription receivable not collectible currently.

Incremental costs directly attributable to the issue of new shares or options are shown in equity as a deduction from proceeds. The excess of proceeds from issuance of shares over the par value of shares are credited to APIC.

The APIC is reduced by the transaction costs directly incurred by the Group in relation to issuance of shares. The transaction costs include, but are not limited to, underwriting fees, legal, audit and other professional fees, documentary stamp tax, registration fees, prospectus design, and printing and publication costs, and others.

#### Treasury Shares

Treasury shares are recorded at cost and are presented as a deduction from equity. Any consideration paid or received in connection with treasury shares is recognized directly in equity.

When the shares are retired, the capital stock account is reduced by its par value. The excess of cost over par value upon retirement is debited to the following accounts in the order given: (1) APIC to the extent of the specific or average APIC when the shares are issued, and (2) retained earnings. When shares are sold, the treasury shares account is credited and reduced by the cost of the shares sold. The excess of any consideration over the cost are recognized in the APIC.

#### Share-based Payment Transactions

Employees (including senior executives) of the Group receive remuneration in the form of share-based payments, whereby employees render services as consideration for equity instruments (equity-settled transactions).

The cost of equity-settled transactions is determined by the fair value at the date when the grant is made using an appropriate valuation model, further details of which are given in Note 19.

That cost is recognized in stock grant expense under "Personnel costs" (see Note 25), together with a corresponding increase in equity (other capital reserves), over the period in which the service conditions and, where applicable, the performance conditions are fulfilled (the vesting period). The cumulative expense recognized for equity-settled transactions at each end of the reporting period until the vesting date reflects the extent to which the vesting period has expired and the Group's best estimate of the number of equity instruments that will ultimately vest. The expense or credit in the consolidated statement of comprehensive income for a period represents the movement in cumulative expense recognized as at the beginning and end of that period.

Service and non-market performance conditions are not taken into account when determining the grant date fair value of awards, but the likelihood of the conditions being met is assessed as part of the Group's best estimate of the number of equity instruments that will ultimately vest. Market performance conditions are reflected within the grant date fair value. Any other conditions attached to an award, but without an associated service requirement, are considered to be non-vesting conditions. Non-vesting conditions are reflected in the fair value of an award and lead to an immediate recognition of expense of an award unless there are also service and/or performance conditions.





No expense is recognized for awards that do not ultimately vest because non-market performance and/or service conditions have not been met. Where awards include a market or non-vesting condition, the transactions are treated as vested irrespective of whether the market or non-vesting condition is satisfied, provided that all other performance and/or service conditions are satisfied.

When the terms of an equity-settled award are modified, the minimum expense recognized is the grant date fair value of the unmodified award, provided the original vesting terms of the award are met. An additional expense, measured as at the date of modification, is recognized for any modification that increases the total fair value of the share-based payment transaction, or is otherwise beneficial to the employee. Where an award is cancelled by the Group or by the counterparty, any remaining element of the fair value of the award is expensed immediately through profit or loss.

#### Equity Reserve

Equity reserve represents the residual amount recognized in the consolidated financial statements to reflect the equity of the legal subsidiary (accounting acquirer) before the business combination, which was accounted for as a reverse acquisition. The equity structure, i.e., (the number and type of equity instruments issued) still reflects the equity structure of the legal parent (accounting acquiree), including the equity instruments issued by the legal parent to effect the combination.

#### NCI

NCI represents the portion of profit or loss and the net assets in subsidiaries, not held by the Parent Company and are presented separately in the consolidated statement of comprehensive income and within equity in the consolidated statement of financial position, separately from the equity attributable to the equity holders of the Parent Company.

#### Business Combinations and Goodwill/Gain on a Bargain Purchase (Negative Goodwill)

Business combinations are accounted for using the acquisition method. The cost of an acquisition is measured as the aggregate of the consideration transferred, which is measured at acquisition date fair value and the amount of any NCI in the acquiree. For each business combination, the Group measures the NCI in the acquiree at fair value or at the proportionate share of the acquiree's identifiable net assets. Acquisition-related costs incurred are included in the "General and administrative expenses" in the consolidated statement of comprehensive income.

The Group determines that it has acquired a business when the acquired set of activities and assets include an input and a substantive process that together significantly contribute to the ability to create outputs. The acquired process is considered substantive if it is critical to the ability to continue producing outputs, and the inputs acquired include an organized workforce with the necessary skills, knowledge, or experience to perform that process or it significantly contributes to the ability to continue producing outputs and is considered unique or scarce or cannot be replaced without significant cost, effort, or delay in the ability to continue producing outputs.

When the Group acquires a business, it assesses the assets and liabilities assumed for appropriate classification and designation in accordance with the contractual terms, economic circumstances and pertinent conditions as at the acquisition date. This includes the separation of embedded derivatives in host contracts by the acquiree. Mineral reserves, resources and exploration potential that can be reliably measured are recognized separately in the assessment of fair values on acquisition. Other potential reserves, resourced or rights, for which fair values cannot be reliably measured, are not recognized separately, but instead are subsumed in goodwill.

If the business combination is achieved in stages, any previously held equity interest is re-measured at its acquisition-date fair value, and any resulting gain or loss is recognized in the consolidated statement of comprehensive income. It is then considered in the determination of goodwill.

Any contingent consideration to be transferred by the acquiree will be recognized at fair value at the acquisition date. Contingent consideration classified as equity is not remeasured and its subsequent settlement is accounted for within equity. Contingent consideration classified as an asset or liability that is a financial instrument and within the scope of PFRS 9 is measured at fair value, which changes in fair value recognized in the consolidated statement of comprehensive income in accordance with PFRS 9. Other contingent consideration that is not within the scope of PFRS 9 is measured at fair value at each end of the reporting period with changes in fair value recognized in the consolidated statement of comprehensive income.

Goodwill is initially measured at cost (being the excess of the aggregate of the consideration transferred and the amount recognized for NCI over the fair value of the identifiable net assets acquired and liabilities assumed). If the fair value of the identifiable net assets acquired is in excess of the aggregate consideration transferred, the Group reassesses whether it has correctly identified all of the assets acquired and all of the liabilities assumed and reviews the procedures used to measure the amounts to be recognized at the acquisition date. If the reassessment still results in an excess of the fair value of net assets acquired over the aggregate consideration transferred, then the gain is recognized as bargain purchase gain in the consolidated statement of comprehensive income.



After initial recognition, goodwill is measured at cost less any accumulated impairment losses, if any. For the purpose of impairment testing, goodwill acquired in a business combination is, from the acquisition date, allocated to each of the Group's CGU that are expected to benefit from the combination, irrespective of whether the other assets or liabilities of the acquiree are assigned to those units.

Where goodwill forms part of a CGU and part of the operation in that unit is disposed of, the goodwill associated with the disposed operation is included in the carrying amount of the operation when determining the gain or loss on disposal. Goodwill disposed of in these circumstances is measured based on the relative value of the disposed operation of and the portion of the CGU retained.

#### Reverse Acquisition

Consolidated financial statements prepared following a reverse acquisition are issued under the name of the legal parent (accounting acquiree) but described in the notes as a continuation of the financial statements of the legal subsidiary (accounting acquirer), with one adjustment, which is to adjust retroactively the accounting acquirer's legal capital to reflect the legal capital of the accounting acquiree. That adjustment is required to reflect the capital of the legal parent (the accounting acquiree). Comparative information presented in those consolidated financial statements also is retroactively adjusted to reflect the legal capital of the legal parent (accounting acquiree).

#### Asset Acquisition

The transfers of shares from PIL to PGMC constitutes an asset acquisition as these do not pertain to an integrated set of activities and assets that are capable of being conducted and managed to generate output and for the purpose of providing a return in the form of dividends, lower costs or other economic benefits directly to investors or to the stockholders.

#### Earnings per Share (EPS)

Basic EPS is calculated by dividing net income attributable to the common equity holders of the Parent Company by the weighted average number of common shares outstanding, after giving retroactive effect for any stock dividends, stock splits or reverse stock splits during the year.

Diluted EPS is calculated by dividing the net income attributable to common equity holders of the Parent Company by the weighted average number of ordinary shares outstanding, adjusted for any stock dividends declared during the year plus weighted average number of ordinary shares that would be issued on the conversion of all the dilutive ordinary shares into ordinary shares, excluding treasury shares.

Since the Parent Company has no potential dilutive common shares, basic and diluted EPS are stated at the same amount.

#### Segment Reporting

For purposes of management reporting, the Group is organized and managed separately according to the nature of the products and services provided, with each segment representing a strategic business unit. The Group reports its primary segment information based on business segments. Financial information on segment reporting is presented in Note 38 to the consolidated financial statements.

#### Retained Earnings

Retained earnings represent the cumulative balance of periodic net income or loss, dividend declarations, prior period adjustments, effect of changes in accounting policy with PAS 8, *Accounting Policies, Changes in Accounting Estimates and Errors*, and other capital adjustments, net of dividend declaration.

Dividend distribution to the Group's stockholders is recognized as a liability and deducted from retained earnings when they are approved by the Group's BOD.

Property dividends are declared based on the fair value fixed by the BOD on the date of declaration. The excess of the cost over the fair value fixed by the BOD for the treasury shares distributed as property dividends is debited to the following accounts in the order given: (1) APIC to the extent of the specific or average APIC when the shares are issued, and (2) retained earnings.

Dividends for the year that are approved after the end of the reporting period are dealt with as an event after the end of the reporting period.

#### Revenue from Contracts with Customers - Sale of Beneficiated Nickel Ore

The Group is principally engaged in the business of producing beneficiated nickel ore. Revenue from contracts with customers is recognized when the control of the goods or services are transferred to the customer at an amount that reflects the consideration to which the Group expects to be entitled in exchange for those goods or services.



The Group has generally concluded that it is the principal in its revenue contracts because it typically controls the goods or services before transferring them to the buyer.

The following specific recognition criteria must also be met before revenue is recognized:

*Despatch*

Despatch is recognized when shipment loading is completed within the allowable laytime.

*Demurrage*

Demurrage is incurred by the Group in respect of the time by which the allowable loading laytime has been exceeded and this is reimbursed by the Group to the buyer.

*Interest Income*

Interest income is recognized as the interest accrues (using the EIR that is the rate that exactly discounts estimated future cash receipts through the expected life of the financial instrument to the net carrying amount of the financial asset).

*Other Income*

Other income is recognized in the consolidated statement of comprehensive income as they are earned.

*Contract Balances*

*Contract Assets*

A contract asset is the right to consideration in exchange for goods or services transferred to the customer. If the Group performs by transferring goods or services to a customer before the customer pays consideration or before payment is due, a contract asset is recognized for the earned consideration that is conditional. The Group does not have any contract assets as performance and a right to consideration occurs within a short period of time and all rights to consideration are unconditional.

*Trade Receivables*

A receivable represents the Group's right to an amount of consideration that is unconditional (i.e., only the passage of time is required before payment of the consideration is due).

*Contract Liabilities*

A contract liability is the obligation to transfer goods or services to a customer for which the Group has received consideration (or an amount of consideration is due) from the customer. If a customer pays consideration before the Group transfers goods or services to the customer, a contract liability is recognized when the payment is made or the payment is due (whichever is earlier). Contract liabilities are recognized as revenue when the Group performs under the contract.

From time to time, the Group recognizes contract liabilities in relation to its sale of ore whereby a portion of the cash may be received from the customer before the loading of ore is fully completed and which is before satisfaction of the performance obligation.

*Cost and Expense Recognition*

Cost and expenses are decreases in economic benefits during the reporting period in the form of outflows or decreases in assets or incurrences of liabilities that result in decrease in equity, other than those relating to distributions to equity participants. These are generally recognized in the consolidated statement of comprehensive income when the expense arises, incurred or accrued in the appropriate period.

*Cost of Sales*

Cost of sales is incurred in the normal course of business and is recognized when incurred. This mainly consists of contract hire, depreciation, depletion and amortization, personnel costs, environmental protection cost, repairs and maintenance, community relations, fuel, oil and lubricants, assaying and laboratory and others, which are provided in the period when the goods are delivered.

*Operating Expenses*

Operating expenses consist of costs associated with the development and execution of expenses incurred in the direction and general administration of day-to-day operations of the Group, excise taxes and royalties due to government and other third parties, and shipping and distribution activities. These are generally recognized when the expenses arise.





### Leases

The Group assesses at contract inception, all arrangements to determine whether a contract is, or contains a lease that is based on the substance of the arrangement at the inception date. That is, if the contract conveys the right to control the use of an identified asset, even if the right is not explicitly specified in the contract, for a period of time in exchange for consideration. The Group determined that it is not a lessor in any of its contracts, it is only a lessee.

#### *Group as a Lessee*

The Group applies a single recognition and measurement approach for all leases, except for short-term leases and leases of low-value assets. The Group recognizes lease liabilities to make lease payments and right-of-use assets representing the right to use the underlying assets.

#### *Right-of-use (ROU) Asset*

The Group recognizes right-of-use assets at the commencement date of the lease (i.e., the date the underlying asset is available for use). Right-of-use assets are initially measured at cost, less any accumulated depreciation and impairment losses, and adjusted for any remeasurement of lease liabilities. The cost of right-of-use assets includes the amount of lease liabilities recognized, initial direct costs incurred, lease payments made at or before the commencement date less any lease incentives received and estimate of costs to be incurred by the lessee in dismantling and removing the underlying asset, restoring the site on which it is located or restoring the underlying asset to the condition required by the terms and conditions of the lease, unless those costs are incurred to produce inventories.

Unless the Group is reasonably certain to obtain ownership of the leased asset at the end of the lease term, the recognized right-of-use assets are depreciated on a straight-line basis over the shorter of their estimated useful life and lease term. Right-of-use assets are subject to impairment.

#### *Lease Liabilities*

At the commencement date of the lease, the Group recognizes lease liabilities measured at the present value of lease payments to be made over the lease term. The lease payments include fixed payments (including in substance fixed payments) less any lease incentives receivable, variable lease payments that depend on an index or a rate, and amounts expected to be paid under residual value guarantees. The lease payments also include the exercise price of a purchase option reasonably certain to be exercised by the Group and payments of penalties for terminating a lease, if the lease term reflects the Group exercising the option to terminate. The variable lease payments that do not depend on an index or a rate are recognized as expense in the period on which the event or condition that triggers the payment occurs.

In calculating the present value of lease payments, the Group uses the incremental borrowing rate at the lease commencement date if the interest rate implicit in the lease is not readily determinable. After the commencement date, the amount of lease liabilities is increased to reflect the accretion of interest and reduced for the lease payments made. In addition, the carrying amount of lease liabilities is remeasured if there is a modification, a change in the lease term, a change in the in-substance fixed lease payments or a change in the assessment to purchase the underlying asset.

A lease modification is a change in the scope of the lease, or the consideration for a lease, that was not part of the original terms and conditions of the lease. It can result in a separate lease or a change in the accounting of existing lease contract. The Group accounts for a lease modification as a separate lease if (a) the modification increase the scope of the lease by adding the right to use one or more underlying assets, and (b) the consideration for the lease increases commensurate with the standalone price for the increase in scope and any adjustments to that stand-alone price reflect the circumstances of the particular contract. Otherwise, the lease modification is not accounted for as a separate lease.

For a lease modification that is not accounted for as a separate lease, the Group allocates the consideration in the contract and remeasure the lease liability using the lease term of the modified lease and the discount rate (the interest rate implicit in the lease for the remainder of the lease term if the rate can be readily be determined or the Group's incremental borrowing rate) as determined at the effective date of the lease modification. The Group recognizes the amount of the remeasurement of the lease liability as an adjustment to the right-of-use asset without affecting profit or loss.

#### *Short-term Leases and Leases of Low-value Assets*

The Group applies the short-term lease recognition exemption to its short-term leases of properties and machinery and equipment (i.e., those leases that have a lease term of twelve (12) months or less from the commencement date and do not contain a purchase option). It also applies the leases of low-value assets recognition exemption to leases of office equipment that are considered of low value (i.e. below P250,000). Lease payments on short-term leases and leases of low-value assets are recognized as an expense on a straight-line basis over the lease term.



#### Retirement Benefits Costs

The Group has a funded, noncontributory, defined benefits retirement plan. The net defined benefit liability or asset is the aggregate of the present value of the defined benefit obligation at the end of the reporting period reduced by the fair value of plan assets, if any, adjusted for any effect of limiting a net defined benefit asset to the asset ceiling. The asset ceiling is the present value of any economic benefits available in the form of refunds from the plan or reductions in future contributions to the plan.

The plan meets the minimum requirement benefit specified under Republic Act (RA) No. 7641, *Retirement Pay Law*.

The cost of providing benefits under the defined benefit plans is actuarially determined using the projected unit credit method. This method reflects service rendered by employees to the date of valuation and incorporates assumptions concerning the employees' projected salaries. These amounts are calculated periodically by independent qualified actuaries.

Defined benefit costs comprise the following:

- Service cost
- Net interest on the net defined benefit liability or asset
- Remeasurements of net defined benefit liability or asset

Service costs which include current service costs, past service costs and gains or losses on non-routine settlements are recognized as "Retirement benefits costs" included as part of "Personnel costs" under "Cost of sales" and "General and administrative expenses" in the consolidated statement of comprehensive income. Past service costs are recognized when plan amendment or curtailment occurs.

Net interest on the net defined benefit liability or asset is the change during the period in the net defined benefit liability or asset that arises from the passage of time which is determined by applying the discount rate based on government bonds to the net defined benefit liability or asset. Net interest on the net defined benefit liability or asset is recognized as "Finance costs" or "Finance income", respectively, in the consolidated statement of comprehensive income.

Remeasurements comprising actuarial gains and losses, return on plan assets and any change in the effect of the asset ceiling (excluding net interest on defined benefit liability) are recognized immediately in OCI in the period in which they arise. Remeasurements are not reclassified to profit or loss in subsequent periods. Remeasurements recognized in OCI after the initial adoption of Revised PAS 19 are retained in OCI which is presented as "Remeasurement gain (loss) on retirement obligation" under equity.

Plan assets are assets that are held by a long-term employee benefit fund. Plan assets are not available to the creditors of the Group, nor can they be paid directly to the Group. Fair value of plan assets is based on market price information. When no market price is available, the fair value of plan assets is estimated by discounting expected future cash flows using a discount rate that reflects both the risk associated with the plan assets and the maturity or expected disposal date of the assets (or, if they have no maturity, the expected period until the settlement of retirement obligations). If the fair value of the plan assets is higher than the present value of the defined benefit obligation, the measurement of the resulting defined benefit asset is limited to the present value of economic benefits available in the form of refunds from the plan or reductions in future contributions to the plan.

The Group's right to be reimbursed of some or all of the expenditures required to settle a defined benefit obligation is recognized as a separate asset at fair value when and only when reimbursement is virtually certain.

The standard requires an entity to recognize short-term employee benefits when an employee has rendered services in exchange for those benefits.

#### Foreign Currency Transactions

Transactions in foreign currencies are initially recorded in the prevailing functional currency exchange rate at the date of the transaction. Monetary assets and liabilities denominated in foreign currencies are restated at the closing functional currency rate of exchange at the end of the reporting period. Nonmonetary items that are measured in terms of historical cost in foreign currency are translated using the exchange rates as at the dates of the initial transactions. All differences are taken to the consolidated statement of comprehensive income.

The financial statements of the foreign consolidated subsidiary are translated at closing exchange rates with respect to the consolidated statement of financial position, and at the average exchange rates for the year with respect to the consolidated statement of comprehensive income. Resulting translation differences are included in equity under "Cumulative translation adjustment". Upon disposal of the foreign subsidiary, accumulated exchange differences are recognized in the consolidated statement of comprehensive income as a component of the gain or loss on disposal.



### Income Taxes

#### *Current Income Tax*

Current income tax assets and liabilities are measured at the amount expected to be recovered from or paid to the taxation authorities. The tax rates and tax laws used to compute the amount are those that are enacted or substantively enacted at the end of the reporting period in the countries where the Group operates and generates taxable income.

#### *Deferred Tax*

Deferred tax is provided using the liability method on temporary differences between the tax bases of assets and liabilities and their carrying amounts for financial reporting purposes at the end of the reporting period.

Deferred tax liabilities are recognized for all taxable temporary differences, except:

- Where the deferred tax liability arises from the initial recognition of goodwill or of an asset or liability in a transaction that is not a business combination and, at the time of the transaction, affects neither the accounting income nor taxable income or loss
- In respect of taxable temporary differences associated with investments in subsidiaries, associates, and interests in joint ventures, when the timing of the reversal of the temporary differences can be controlled and it is probable that the temporary differences will not reverse in the foreseeable future.

Deferred tax assets are recognized for all deductible temporary differences, and the carryforward of unused tax credits from excess minimum corporate income tax (MCIT) over regular corporate income tax (RCIT) and unused net operating loss carryover (NOLCO).

Deferred tax assets are recognized to the extent that it is probable that sufficient future taxable income will be available against which the deductible temporary differences, and the current income tax relating to items in equity carryforward of unused tax credits and unused tax losses can be utilized except:

- When the deferred tax asset relating to the deductible temporary difference arises from the initial recognition of an asset or liability in a transaction that is not a business combination and, at the time of the transaction, affects neither the accounting income nor taxable income or loss
- In respect of deductible temporary differences associated with investments in subsidiaries, associates, and interests in joint ventures, deferred tax assets are recognized only to the extent that it is probable that the temporary differences will reverse in the foreseeable future and taxable income will be available against which the temporary differences can be utilized.

The carrying amount of deferred tax assets is reviewed at each end of the reporting period and reduced to the extent that it is no longer probable that sufficient future taxable income will be available to allow all or part of the deferred tax asset to be utilized. Unrecognized deferred tax assets are reassessed at the end of each reporting period and are recognized to the extent that it has become probable that sufficient future taxable income will allow the deferred tax assets to be recovered.

Deferred tax assets and liabilities are measured at the tax rates that are expected to apply in the year when the asset is realized or the liability is settled, based on tax rates and tax laws that have been enacted or substantively enacted at each end of the reporting period.

Deferred tax assets and deferred tax liabilities are offset, if a legally enforceable right exists to set off current tax assets against current tax liabilities and the deferred taxes relate to the same taxable entity and the same taxation authority.

Deferred tax relating to items recognized outside profit or loss is recognized in correlation to the underlying transaction either in OCI or directly in equity.

#### Contingencies

Contingent liabilities are not recognized in the consolidated financial statements. These are disclosed unless the possibility of an outflow of resources embodying economic benefits is remote. Contingent assets are not recognized in the consolidated financial statements but are disclosed when an inflow of economic benefits is probable.

#### Events After the End of the Reporting Period

Events after the end of the reporting period that provide additional information about the Group's position at the end of the reporting period (adjusting events) are reflected in the consolidated financial statements. Events after the end of the reporting period up to auditor's report that are not adjusting events are disclosed in the notes to consolidated financial statements when material.



### 3. Significant Accounting Judgments, Estimates and Assumptions

The preparation of the consolidated financial statements in accordance with PFRS requires the Group to make judgments, estimates and assumptions that affect the reported amounts of assets, liabilities, income and expenses and disclosure of contingent assets and contingent liabilities. Future events may occur which will cause the judgments and assumptions used in arriving at the estimates to change. The effects of any change in estimates are reflected in the consolidated financial statements as they become reasonably determinable.

Accounting judgments, estimates and assumptions are continually evaluated and are based on historical experience and other factors, including expectations of future events that are believed to be reasonable under the circumstances. However, actual outcomes can differ from these estimates.

Other disclosures relating to the Group's exposure to risk and uncertainties include financial risk management, policies, sensitivity analyses' disclosures and capital management (see Note 31).

#### Judgments

In the process of applying the Group's accounting policies, management has made the following judgments, apart from those involving estimations, which have the most significant effect on the amounts recognized in the consolidated financial statements:

##### *Assessing Production Start Date*

The Group assesses the stage of each mine development project to determine when a mine moves into the production stage. The criteria used to assess the start date of a mine are determined based on the unique nature of each mine development project. The Group considers various relevant criteria to assess when the mine is substantially complete, ready for its intended use and moves into the production phase.

Some of the criteria include, but are not limited to the following:

- The level of capital expenditure compared to construction or development cost estimates
- Completion of a reasonable period of testing of the property and equipment
- Ability to produce ore in saleable form
- Ability to sustain ongoing production of ore

When a mine development project moves into the production stage, the capitalization of certain mine construction or development costs ceases and costs are either regarded as inventory or expensed, except for capitalizable costs related to mining asset additions or improvements or mineable reserve development. It is also at this point that depreciation or depletion commences.

##### *Assessing Unit-of-Production Depletion*

Estimated recoverable reserves are used in determining the depletion of mine assets. This results in a depletion charge proportional to the depletion of the anticipated remaining mine life. Each item's life, which is assessed annually, has regard to both physical life limitations and to present assessments of economically recoverable reserves of the mine property at which the asset is located. The calculations require the use of estimates of future capital expenditure. The Group uses the tons of ore produced as the basis for depletion. Any change in estimates is accounted for prospectively in accordance with PAS 8.

##### *Sale of Beneficiated Nickel Ore*

###### *Identifying the Enforceable Contract*

The Group's primary document for a contract with a customer is a signed Individual Purchase & Sales Contract (IPSC). The Group made an irrevocable and firm commitment to sell nickel ore, while the buyer made an irrevocable and firm commitment to purchase nickel ore under the terms and conditions specified and agreed upon in the IPSC. From time to time throughout the year and as necessary, the parties executed addendums to the IPSC to deliver nickel ore with quantity and specifications indicated therein. The enforceable contracts have been determined to be the IPSCs and the addendums thereon.

###### *Identifying Performance Obligations*

The Group identifies performance obligations by considering whether the promised goods or services in the contract are distinct goods or services. A good or service is distinct when the customer can benefit from the good or service on its own or together with other resources that are readily available to the customer and the Group's promise to transfer the good or service to the customer is separately identifiable from the other promises in the contract.





The Group assesses performance obligations as a series of distinct goods and services that are substantially the same and have the same pattern of transfer if: (a) each distinct good or services in the series are transferred over time, and (b) the same method of progress will be used (i.e., units of delivery) to measure the entity's progress towards complete satisfaction of the performance obligation.

With regard to the sale of beneficiated nickel ore, the Group and its buyers agree to respectively sell and purchase a specific quantity of nickel ore during the term of the sales contracts. This performance obligation is a promise to transfer to the buyer distinct goods (i.e. nickel ore) that shall be satisfied at a point in time. It is capable of being distinct since the customers can benefit from it in conjunction with other readily available resources. It is distinct within the context of the sales contracts because it is not integrated, not highly interdependent on or highly interrelated with other promised services in the contract. The obligation is to transfer nickel ore which shall be satisfied once the control of the goods has been transferred to the buyer at a point in time.

*Determining Method to Estimate Variable Consideration and Assessing the Constraint*

The Group assessed that it has variable consideration pertaining to quality of ore shipped to customer. The variability arises from the uncertainty of final quality and is assessed based on preliminary assay which is the Group's estimate of the most likely amount that is not highly probable to result in a significant reversal in cumulative revenue recognized when final assay is completed.

Before including any amount of variable consideration in the transaction price, the Group considers whether the amount of variable consideration is constrained. The Group determined that the estimates of variable consideration are not fully constrained based on its historical experience (i.e., quality and unit price adjustments) and the unpredictability of other factors outside the Group's influence.

The final ore price shall be based on the results of the final assay testing as determined per IPSC.

*Determining the Timing of Satisfaction of the Sale of Ore*

The Group recognizes revenue when it satisfies an identified performance obligation by transferring a promised good or service to a customer. A good or service is considered to be transferred when the customer obtains control. The Group determines, at contract inception, whether it will transfer control of a promised good or service over time. If the Group does not satisfy a performance obligation over time, the performance obligation is satisfied at a point in time.

The sale of ore is satisfied at a point in time. All risk of loss, damage or destruction respective of the ore delivered shall progressively pass to the buyer at the time the ore passes over the rail and into the vessel.

*Determining the Group's Business Model*

The Group's business model is determined at a level that reflects how groups of financial assets are managed together to achieve a particular business objective. The Group's business model does not depend on management's intentions for an individual instrument.

The Group's business model refers to how it manages its financial assets in order to generate cash flows. The Group's business model determines whether cash flows will result from collecting contractual cash flows, selling financial assets or both. Relevant factors considered by the Group in determining the business model for a group of financial assets include how the performance of the business model and the financial assets held within that business model are evaluated and reported to the Group's key management personnel, the risks that affect the performance of the business model (and the financial assets held within that business model) and how these risks are managed and how managers of the business are compensated.

*Defining Default and Credit-Impaired Financial Assets*

Upon adoption of PFRS 9, the Group defines a financial instrument as in default, which is fully aligned with the definition of credit impaired, when it meets one or more of the following criteria:

- *Quantitative Criteria*  
The borrower is more than ninety (90) days past due on its contractual payments, which is consistent with the Group's definition of default.
- *Qualitative Criteria.*  
The borrower meets "unlikelihood to pay" criteria, which indicates the borrower is in significant financial difficulty. These are instances where:
  - a. The borrower is experiencing financial difficulty or is insolvent
  - b. The borrower is in breach of financial covenant(s)



- c. An active market for that financial assets has disappeared because of financial difficulties
- d. Concessions have been granted by the Group, for economic or contractual reasons relating to the borrower's financial difficulty
- e. It is becoming probable that the borrower will enter bankruptcy or other financial reorganization, or
- f. Financial assets are purchased or originated at a deep discount that reflects the incurred credit losses.

The criteria above have been applied to all financial instruments held by the Group and are consistent with the definition of default used for internal credit risk management purposes. The default definition has been applied consistently to model the PD, LGD and exposure at default (EAD) throughout the Group's ECL calculation.

An instrument is no longer in default (i.e. to have cured) when it no longer meets any of the default criteria.

#### *Identifying Forward-looking Information*

The Group incorporates forward-looking information into both its assessment of whether the credit risk of an instrument has increased significantly since its initial recognition and its measurement of ECL.

In the Group's ECL models, it relies on forward looking information as economic inputs such as dollar index and inflation rates.

Predicted relationships between the key indicators and default and loss rates on portfolios of financial assets have been developed based on analyzing historical data. The methodologies and assumptions, including any forecasts of future economic conditions, are reviewed regularly.

The inputs and models used for calculating ECLs may not always capture all characteristics of the market at the end of the reporting period. To reflect this, qualitative adjustments or overlays are occasionally made as temporary adjustments when such differences are significantly material.

#### *Determining Significant Increase in Credit Risk*

The criteria for determining whether credit risk has increased significantly vary and include quantitative changes in PDs and qualitative factors, including a backstop based on delinquency.

Using its expert credit judgement and, where possible, relevant historical experience, the Group may determine that an exposure has undergone a significant increase in credit risk based on qualitative indicators that it considers are indicative of such and whose effect may not otherwise be fully reflected in its quantitative analysis on a timely basis. As a backstop, the Group considers that a significant increase in credit risk occurs no later than when an asset is more than 30 days past due. Days past due are determined by counting the number of days since the earliest elapsed due date in respect of which full payment has not been received. Due dates are determined without considering any grace period that might be available to the related party/customer.

The Group monitors the effectiveness of the criteria used to identify significant increases in credit risk by regular reviews to confirm that:

- the criteria can identify significant increase in credit risk before an exposure is in default;
- the criteria do not align with the point in time when an asset becomes 30 days past due; and
- there is no unwarranted volatility in loss allowance from transfers between 12-month PD (stage 1) and lifetime PD (stage 2).

Exposures that have not deteriorated significantly since origination, or where the deterioration remains within the Group's investment grade criteria, or which are less than 30 days past due, are considered to have a low credit risk. The provision for ECLs for these financial assets is based on a 12-month ECL. The low credit risk exemption has been applied on debt investments that meet the investment grade criteria of the Group from the time of origination.

An exposure will migrate through the ECL stages as asset quality deteriorates. If, in a subsequent period, asset quality improves and also reverses any previously assessed significant increase in credit risk since origination, then the loss allowance measurement reverts from lifetime ECL to 12-months ECL.

#### *Determining Functional Currency*

Based on the economic substance of the underlying circumstances relevant to the Group, the functional currency of the Group, except PIL and WHCL, has been determined to be the Philippine peso. The functional currency of PIL and WHCL have been determined to be the HK\$. The Philippine peso and the HK\$ are the currencies that most faithfully represent the economic substance of the Group's underlying transactions, events and conditions.





#### *Assessing Existence of Significant Influence*

In assessing whether significant influence still exists, the Group considered not only its percentage ownership but other factors such as the board seat representations it has in the associate's governing body and its interchange of managerial personnel with the associate, among others.

As stated in Note 1, on December 29, 2021, the Parent Company's equity interest in SNPSI increased from 40.05% to 64.03% with the purchase of Nectar Group Limited (NGL)'s 23.98% interest or 999,9997 common shares in SNPSI. As a result, the Parent Company gained control over SNPSI at the acquisition date, which is determined to be on December 31, 2021, as it has power, exposure to variable returns, and the ability to use its power to affect the returns to SNPSI. Consequently, as at December 31, 2021, the Group assessed that it no longer has significant influence over SNPSI and has considered it to be one of its subsidiaries (see notes 9 and 37).

As at December 31, 2021 and 2020, the Parent Company assessed that it has significant influence over SPNVI and has accounted for the investment as an investment in associate (see Note 9).

#### *Determination of Lease Term of Contracts with Renewal and Termination Options (Judgements effective January 1, 2019)*

The Group determines the lease term as the non-cancellable term of the lease, together with any periods covered by an option to extend the lease if it is reasonably certain to be exercised, or any periods covered by an option to terminate the lease, if it is reasonably certain not to be exercised.

The Group has several lease contracts that include extension and termination options. The Group applies judgement in evaluating whether it is reasonably certain whether or not to exercise the option to renew or terminate the lease. That is, it considers all relevant factors that create an economic incentive for it to exercise either the renewal or termination. After the commencement date, the Group reassesses the lease term if there is a significant event or change in circumstances that is within its control and affects its ability to exercise or not to exercise the option to renew or to terminate.

The renewal period for lease of the properties and machinery and equipment is not included as part of the lease term as this is not reasonably certain to be exercised. Furthermore, the periods covered by termination options are included as part of the lease term only when they are reasonably certain not to be exercised.

#### *Estimates and Assumptions*

The key assumptions concerning the future and other key sources of estimation uncertainty at the reporting period, that have a significant risk of causing a material adjustment to the carrying amounts of assets and liabilities within the next financial year, are described below. The Group based its assumptions and estimates on parameters available when the consolidated financial statements were prepared. Existing circumstances and assumptions about future developments, however, may change due to market changes or circumstances arising that are beyond the control of the Group. Such changes are reflected in the assumptions when they occur.

#### *Assessing Recoverability of Deposits for Future Acquisition*

The Group assesses whether any internal or external indicators of impairment exist in relation to deposits for future acquisition. This is whenever events or changes in circumstances indicate that the carrying amount of deposits for acquisition may not be recoverable. If an indicator exists, the Group performs an impairment assessment by comparing the carrying value of the deposits for future acquisition to its recoverable amount to determine whether an impairment loss would be recognized. The recoverable amount is determined to be the value in use, determined by discounting expected future cash flows.

An impairment loss is recognized and charged to earnings if the recoverable amount is less than the carrying amount. Value in use is estimated by discounting the expected future cash flows using a discount factor that reflects the market rate for a term consistent with the period of expected cash flows. In estimating the value in use, the significant assumptions being considered by the Group include ore reserves estimate, future capital requirements and production costs as well as external input such as commodity prices, foreign exchange rates, price inflation and discount rate.

As at December 31, 2021 and 2020, deposits for future acquisition amounting to ₱2,171.0 million and ₱2,174.0 million, respectively. No allowance for impairment losses on deposits for future acquisition was recognized as at December 31, 2021 and 2020 (see Note 29).

#### *Estimating Allowance for ECL on Cash and Cash Equivalents, Trade and Other Receivables, Advances to Related Parties and Restricted Cash under "Noncurrent Assets"*

The Group uses a provision matrix to calculate ECLs for trade and other receivables. The provision rates are based on days past due for groupings of various customer segments that have similar loss patterns.

The provision matrix is initially based on the Group's historical observed default rates. The Group calibrates the matrix



to adjust the historical credit loss experience with forward-looking information.

At every end of the reporting period, the historical observed default rates are updated and changes in the forward-looking estimates are analyzed.

The assessment of the correlation between historical observed default rates, forecast economic conditions and ECLs is a significant estimate. The amount of ECLs is sensitive to changes in circumstances and of forecast economic conditions. The Group's historical credit loss experience and forecast of economic conditions may also not be representative of customers' actual default in the future. The information about the ECLs on the Group's trade and other receivables is disclosed in Note 5.

ECLs are derived from unbiased and probability-weighted estimates of expected loss. The ECLs for the Group's financial assets which are not credit-impaired at the reporting period are measured as the present value of all cash shortfalls over the expected life of the financial asset discounted by the EIR. The cash shortfall is the difference between the cash flows due to the Group in accordance with the contract and the cash flows that the Group expects to receive.

For the Group's advances to related parties, the ECL is based on the 12-month ECL. The 12-month ECL is the proportion of lifetime ECL that results from default events on a financial instrument that are possible within twelve (12) months after the end of the reporting period. However, when there has been a significant increase in credit risk since origination, the allowance will be based on the lifetime ECL. When determining whether the credit risk of a financial asset has increased significantly since initial recognition and when estimating ECL, the Group considers reasonable and supportable information that is relevant and available without undue cost or effort. This includes both quantitative and qualitative information and analysis, based on the Group's historical experience and informed credit assessment including forward-looking information. Significant management's judgment and estimate is also required to determine the realizable amount of the financial asset based on cashflow forecast, which requires the use of significant assumptions such as projected sales volume, commodity prices, production costs and foreign exchange rates.

As at December 31, 2021 and 2020, total financial assets of the Group amounting to ₱6,994.2 million and ₱5,792.4 million, respectively. Allowance for ECL on financial assets amounting to ₱265.7 million as at December 31, 2021 and 2020 (see Notes 4, 5, 12, and 29).

#### *Estimating the Incremental Borrowing Rate - Leases*

The Group cannot readily determine the interest rate implicit in the lease, therefore, it uses its incremental borrowing rate (IBR) to measure lease liabilities. The IBR is the rate of interest that the Group would have to pay to borrow over a similar term, and with a similar security, the funds necessary to obtain an asset of a similar value to the right-of-use asset in a similar economic environment. The IBR therefore reflects what the Group "would have to pay", which requires estimation when no observable rates are available or when they need to be adjusted to reflect the terms and conditions of the lease. The Group estimates the IBR using observable inputs (such as market interest rates) when available and is required to make certain entity-specific estimates (such as lease term and the Group's stand-alone credit rating).

The Group's lease liabilities amounting to ₱507.0 million and ₱94.1 million as at December 31, 2021 and 2020, respectively (see Note 17). The IBR used to recognize right-of-use assets is 4.85% to 7.5%.

#### *Estimating Ore Reserves*

Ore reserves are estimates of the amount of ore that can be economically and legally extracted from the Group's mining properties. The Group estimates its ore reserves based on information compiled by appropriately qualified persons relating to the geological data on the size, depth and shape of the ore body, and requires complex geological judgments to interpret the data. The estimation of recoverable reserves is based upon factors such as estimates of foreign exchange rates, commodity prices, future capital requirements, and production costs along with geological assumptions and judgments made in estimating the size and grade of the ore body. Changes in the ore reserves may affect the carrying value of mine exploration costs, property and equipment, provision for mine rehabilitation and decommissioning and depreciation, depletion and amortization. Any change in the ore reserves as a result of the latest available information is accounted for prospectively.

Effective November 1, 2019, there was a change in the ore reserves used in calculating the depletion rates used for the depletion of mining properties. The change was based on the latest PMRC-CP Technical Report dated December 15, 2019 (as of October 15, 2019 cut-off reserve) compared to the PMRC-CP Technical Report dated December 15, 2018 (as of October 15, 2018 cut-off reserve) with proven and probable ore reserves of 32.7 million WMT and 34.1 million WMT, respectively, for operating CAGAs 2, 3 and 4 in 2019 and CAGAs 2 and 4 in 2018, out of the total proven and probable reserves of 43.4 million WMT and 43.9 million WMT, respectively, for CAGAs 1 to 5 (see Notes 8 and 10).



Effective November 1, 2020, there was a change in the ore reserves used in calculating the depletion rates used for the depletion of mining properties. The change was based on the latest PMRC-CP Technical Report dated December 15, 2020 (as of October 15, 2020 cut-off reserve) compared to the PMRC-CP Technical Report dated December 15, 2019 (as of October 20, 2019 cut-off reserve) with proven and probable ore reserves of 34.3 million WMT and 32.7 million WMT, respectively, for operating CAGAs 2, 3 and 4 in 2020 and 2019, out of the total proven and probable reserves of 48.6 million WMT and 43.4 million WMT, respectively, for CAGAs 1 to 5. In addition, the latest PMRC-CP Technical Report dated December 15, 2020 also includes proven and probable ore reserves of 6.09 million WMT and 4.76 million WMT for CAGA 6 and 7, respectively (see Note 8). As of December 31, 2021, there are no changes in the ore reserve estimates of the Group.

There are no changes in the depletion rate of mining properties and amortization of mining rights in 2021. The change in estimates on November 1, 2020 resulted in a lower depletion of mining properties and amortization of mining rights amounting to P26.4 million in 2020 and 2019.

#### *Assessing Recoverability of Mining Rights and Mine Exploration Costs*

The application of the Group's accounting policy for mining rights and mine exploration costs requires judgment in determining whether it is likely that future economic benefits are certain. Mining rights and exploration costs shall be assessed for impairment when facts and circumstances suggest that the carrying amounts exceed the recoverable amounts. Estimates and assumptions made may change if new information becomes available. The ability of the Group to recover its mine exploration costs would depend on the viability of ore reserves. If, after mining rights and mine exploration costs are capitalized, information becomes available suggesting that the recovery of expenditure is unlikely, the amount capitalized is written-off in the consolidated statements of comprehensive income in the period when the new information becomes available. An impairment loss is recognized when the carrying value of these assets do not exceed their fair value.

As at December 31, 2021 and 2020, mining rights amounting to P125.6 million and P136.8 million, respectively. Allowance for impairment losses on mining rights amounting to nil as at December 31, 2021 and 2020 (see Note 10).

As at December 31, 2021 and 2020, mine exploration costs amounting to P147.3 million and P241.4 million, respectively. Allowance for impairment losses on mine exploration costs amounting to nil as at December 31, 2021 and 2020 (see Note 11).

#### *Estimating Allowance for Inventory Losses*

The Group maintains allowance for inventory losses at a level considered adequate to effect the excess of cost of inventories over their NRV due to damage, physical deterioration, obsolescence, changes in price levels or other causes. NRV tests are performed annually and it represents the current replacement cost. Increase in NRV of inventories will increase the cost of inventories but only to the extent of their original costs.

As at December 31, 2021 and 2020, inventories amounting to P269.5 million and P286.6 million, respectively. Allowance for impairment losses on inventories amounting to P7.5 million and P6.0 million as at December 31, 2021 and 2020, respectively (see Note 6).

#### *Estimating Allowance for Impairment Losses on Nonfinancial Other Noncurrent Assets*

The Group provides allowance for impairment losses on other noncurrent assets when they can no longer be realized. The amounts and timing of recorded expenses for any period would differ if the Group made different judgments or utilized different estimates. An increase in allowance for impairment losses would increase recorded expenses and decrease other noncurrent assets.

As at December 31, 2021 and 2020, nonfinancial other noncurrent assets amounting to P583.5 million and P590.0 million, respectively. Provision for impairment losses on nonfinancial other noncurrent assets amounting to P3.9 million and P160.9 million in 2021 and 2020 and nil in 2019. Allowance for impairment losses on nonfinancial other noncurrent assets amounting to P209.8 million and P205.9 million as at December 31, 2021 and 2020, respectively (see Notes 7 and 12).

#### *Assessing Recoverability of Property and Equipment*

The Group assesses impairment on property and equipment whenever events or changes in circumstances indicate that the carrying amount of an asset may not be recoverable. The factors that the Group considers important which could trigger an impairment review include the following:

- Significant underperformance relative to expected historical or projected future operating results
- Significant changes in the manner of use of the acquired assets or the strategy for overall business
- Significant negative industry or economic trends



In determining the present value of estimated future cash flows expected to be generated from the continued use of the assets, the Group is required to make estimates and assumptions that can materially affect the financial statements.

An impairment loss would be recognized whenever evidence exists that the carrying value is not recoverable. For purposes of assessing impairment, assets are grouped at the lowest levels for which there are separately identifiable cash flows.

An impairment loss is recognized and charged to earnings if the discounted expected future cash flows are less than the carrying amount. Fair value is estimated by discounting the expected future cash flows using a discount factor that reflects the market rate for a term consistent with the period of expected cash flows.

As at December 31, 2021 and 2020, property and equipment amounting to P3,746.4 million and P1,977.3 million, respectively. Allowance for impairment losses on property and equipment amounting to nil as at December 31, 2021 and 2020 (see Note 8).

#### *Estimating Provision for Mine Rehabilitation and Decommissioning*

The Group assesses its provision for mine rehabilitation and decommissioning annually. Significant estimates and assumptions are made in determining the provision for mine rehabilitation and decommissioning as there are numerous factors that will affect the provision. These factors include estimates of the extent and costs of rehabilitation activities, technological changes, regulatory changes, cost increases, and changes in discount rates. In addition, the expected timing of expenditure can also change, for example in response to changes in mineral reserves or production rates. Those uncertainties may result in future actual expenditure differing from the amounts currently provided. The provision at the end of the reporting period represents management's best estimate of the present value of the future rehabilitation costs required. Changes to estimated future costs are recognized in the consolidated statements of financial position by adjusting the rehabilitation asset and liability.

Provision for mine rehabilitation and decommissioning pertains to the estimated decommissioning costs to be incurred in the future on the mined-out areas of the Group. The Group makes full provision for the future cost of rehabilitating mine sites and related production facilities on a discounted basis on the development of mines or installation of those facilities. These estimates are reviewed regularly to take into account any material changes to the assumptions. However, actual rehabilitation costs will ultimately depend upon future market prices for the necessary decommissioning works required which will reflect market conditions at the relevant time. Furthermore, the timing of rehabilitation is likely to depend on when the mine ceases to produce at economically viable rates. This, in turn, will depend upon future ore prices, which are inherently uncertain.

As at December 31, 2021 and 2020, the Group adjusted its provision for mine rehabilitation and decommissioning to reflect the current discount rates and expenditures required to settle the expected mined out areas of the Group, which resulted to a change in estimate amounting to P31.4 million and P68.0 million, respectively. As at December 31, 2021 and 2020, provision for mine rehabilitation and decommissioning amounting to P305.4 million and P328.6 million, respectively (see Note 15).

#### *Assessing Recoverability of Deferred Tax Assets*

The Group reviews the carrying amounts of deferred tax assets at each end of the reporting period and reduces deferred tax assets to the extent that it is probable that sufficient future taxable income will be available against which these can be utilized. Significant management judgment is required to determine the amount of deferred tax assets that can be recognized, based upon the likely timing and level of sufficient future taxable income together with future tax planning strategies.

The Group has deferred tax assets amounting to P169.5 million and P221.1 million as at December 31, 2021 and 2020, respectively. The Group's NOLCO amounting to P178.7 million, P274.3 million and P325.0 million as at December 31, 2021, 2020 and 2019, respectively. The Group has excess MCIT amounting to nil as at December 31, 2021, 2020 and 2019. The Group recognized deferred tax assets on NOLCO amounting to P2.3 million and P2.8 million, as at December 31, 2021 and 2020, respectively (see Note 30).

#### 4. Cash and Cash Equivalents

	2021	2020
Cash on hand	P1,011	P909
Cash in banks	3,748,037	2,378,678
Short-term cash investments	72,129	71,979
	<b>P3,821,177</b>	<b>P2,451,566</b>





Interest income earned on cash in banks amounting to P1.0 million, P1.1 million and P3.4 million in 2021, 2020 and 2019, respectively.

Short-term cash investments earn interest at the respective short-term cash investment rates. These are made for varying periods of up to three (3) months, depending on the immediate cash requirements of the Group. Interest income earned on short-term cash investments amounting to P0.2 million, P0.7 million and P1.0 million was earned on short-term cash investments in 2021, 2020 and 2019, respectively.

The Group has US\$-denominated cash and cash equivalents amounting to US\$32.4 million and US\$21.1 million as at December 31, 2021 and 2020, respectively, and HK\$-denominated cash and cash equivalents amounting to HK\$257.9 million and HK\$181.8 million as at December 31, 2021 and 2020, respectively (see Note 31).

## 5. Trade and Other Receivables

	2021	2020
Trade	P209,260	P275,853
Advances to:		
Contractors	92,588	106,502
Officers, employees and others	27,212	10,084
	329,060	392,439
Less allowance for ECL	265,712	265,712
	P63,348	P126,727

### Trade Receivables

Trade receivables arising from shipment of nickel ore are noninterest-bearing and generally collectible within 30 to 90 days. In 2020, trade receivables amounting to P40.2 million previously provided with allowance for ECL has been collected. The recovery was recorded under "Other income (charges)". No provision for ECL on trade receivables was recognized in 2021, 2020 and 2019. Allowance for ECL on trade receivables amounting to P186.0 million as at December 31, 2021 and 2020.

The Group has US\$-denominated trade receivables as at December 31, 2021 and 2020 amounting to US\$3.6 million and US\$2.0 million, respectively, and HK\$-denominated trade receivables amounting to HK\$8.9 million and HK\$1.8 million as at December 31, 2021 and 2020, respectively (see Note 31).

### Advances to Contractors

Advances to contractors are cash advances to mining contractors which are collectible in cash or advanced payments for future contract hire fees. Advances to contractors which are collectible in cash amounting to P79.7 million as at December 31, 2021 and 2020. Advances to contractors which pertain to advanced payments for future contract billings amounting to P12.9 million and P26.8 million as at December 31, 2021 and 2020, respectively. No provision for ECL on advances to contractors in 2021, 2020 and 2019. Allowance for ECL on advances to contractors amounting to P79.7 million as at December 31, 2021 and 2020. Advances to contractors are expected to be realized within 12 months after the reporting period.

### Advances to Officers, Employees and Others

The Group provides cash advances to its officers and employees for various business related expenses incurred which are subject for liquidation generally within 30 days. Other advances include advances to third party companies which are collectible upon demand. No provision for ECL on advances to third party companies was recognized in 2021, 2020 and 2019. Allowance for ECL on advances to third party companies amounting to nil as at December 31, 2021 and 2020.

Movements in the allowance for ECL on trade and other receivables are as follows:

	2021	2020
Beginning balance	P265,712	P305,871
Reversal of provision	-	(40,159)
Ending balance	P265,712	P265,712



## 6. Inventories

	2021	2020
Beneficiated nickel ore (at cost)	P186,372	P204,776
Materials and supplies (NRV)	83,098	81,822
	<b>P269,470</b>	<b>P286,598</b>

### *Beneficiated Nickel Ore*

The amount of inventoriable cost charged to cost of sales in the consolidated statements of comprehensive income amounting to P1,538.8 million, P1,675.6 million and P1,935.9 million in 2021, 2020 and 2019, respectively (see Notes 21 and 33).

No provision for inventory losses was recognized in 2021, 2020 and 2019. No allowance for inventory losses was recognized as at December 31, 2021 and 2020.

### *Materials and Supplies*

Materials and supplies consist of tires, spare parts, and fuel and lubricants which were valued at NRV. Provision for inventory losses amounting to P1.5 million, nil and P6.0 million in 2021, 2020 and 2019. Allowance for inventory losses amounting to P7.5 million and P6.0 million as at December 31, 2021 and 2020, respectively (see Note 22).

## 7. Prepayments and Other Current Assets

	2021	2020
Prepaid insurance	P18,610	P8,922
Prepaid rent	13,131	15,031
Prepaid taxes and licenses	5,803	38,387
CWTs	3,684	3,684
Advances to suppliers	5,261	204
Others	3,656	195
	<b>50,145</b>	<b>66,423</b>
Less allowance for impairment losses	3,684	3,684
	<b>P46,461</b>	<b>P62,739</b>

Prepayments and other current assets are expected to be realized within 12 months after the end of reporting period.

### *Prepaid Taxes and Licenses*

Prepaid taxes and licenses represent advance payments made to the MGB and BIR for the processing of shipments.

### *Prepaid Rent*

Prepaid rent represents the advance payment made for the rental of the properties classified as short-term lease.

### *Prepaid Insurance*

Prepaid insurance represents advance payments made for the insurance of the Group's property and equipment.

### *CWTs*

CWTs pertain to the amount withheld by the Group which can be applied against income tax payable.

Advances to suppliers pertains to prepayments for services which is expected to be used against future billings. This is expected to be utilized within 12 months after the reporting period.

### *Others*

Others pertain to prepayments utilities, barging and shipping expenses and others.

No provision for impairment losses on the prepayments and other current assets was recognized in 2021, 2020 and 2019. Allowance for impairment losses on prepayments and other current assets amounting to P3.7 million as at December 31, 2021 and 2020.





## 8. Property and Equipment

	Land	Building and Leasehold Improvements	Machineries and Other Equipment	Furniture and Fixtures	Equipment and Supplies	Mining Properties	Roads and Bridges	Right of Use Asset (Note 17)	CIP	Total
<b>Cost:</b>										
Beginning balances	P182,614	P102,745	P1,346,744	P19,266	P7,903	P1,780,645	P832,790	P160,984	P121,541	P4,555,232
Additions	-	494	298,026	7,161	3,875	-	-	518,435	183,326	1,011,317
Additions through business combination (see Note 37)	-	1,017,507	-	-	-	-	-	-	-	1,017,507
Disposals	-	-	(7,925)	-	-	-	-	-	-	(7,925)
Currency translation adjustment	-	-	2,054	194	56	-	-	3,804	-	6,108
Reclassifications	-	24,325	-	-	-	115,797	-	-	(24,325)	115,797
Adjustment to capitalized cost of mine Rehabilitation (see Note 15)	-	-	-	-	-	(31,357)	-	-	-	(31,357)
Ending balances	182,614	1,145,071	1,638,899	26,621	11,834	1,865,085	832,790	683,223	280,542	6,666,679
<b>Accumulated depreciation and depletion:</b>										
Beginning balances	-	57,562	896,115	14,167	6,212	1,215,366	342,769	45,724	-	2,577,915
Depreciation and depletion	-	10,252	143,342	1,665	773	70,891	51,739	67,109	-	345,771
Disposals	-	-	(7,925)	-	-	-	-	-	-	(7,925)
Currency translation adjustment	-	-	1,791	193	53	-	-	2,464	-	4,501
Ending balances	-	67,814	1,033,323	16,025	7,038	1,286,257	394,508	115,297	-	2,920,262
Net book values	P182,614	P1,077,257	P605,576	P10,596	P4,796	P578,828	P438,282	P567,926	P280,542	P3,746,417



	Building and							Right of Use Asset (Note 17)	CIP	Total	
	Land	Improvements	Land	Machineries and Other Equipment	Furniture and Fixtures	Equipment and Supplies	Mining Properties				Roads and Bridges
<b>Cost:</b>											
Beginning balances	₱182,614	₱92,397		₱1,266,558	₱18,604	₱6,515	₱1,712,669	₱832,790	₱102,013	₱34,505	₱4,248,665
Additions	-	9,900		70,376	833	1,438	-	-	74,625	87,484	244,656
Disposals	-	-		(700)	-	-	-	-	-	-	(700)
Currency translation adjustment	-	-		(1,804)	(171)	(50)	-	-	(3,340)	-	(5,365)
Reclassifications	-	448		12,314	-	-	-	-	(12,314)	(448)	-
Adjustment to capitalized cost of mine Rehabilitation (see Note 15)	-	-		-	-	-	67,976	-	-	-	67,976
Ending balances	182,614	102,745		1,346,744	19,266	7,903	1,780,645	832,790	160,984	121,541	4,555,232
<b>Accumulated depreciation and depletions:</b>											
Beginning balances	-	48,155		764,593	12,096	5,717	1,122,605	291,030	25,121	-	2,269,317
Depreciation and depletion	-	9,407		135,466	2,231	532	92,761	51,739	24,621	-	316,757
Disposals	-	-		(309)	-	-	-	-	-	-	(309)
Currency translation adjustment	-	-		(1,352)	(160)	(37)	-	-	(1,375)	-	(2,924)
Reclassifications	-	-		(2,283)	-	-	-	-	(2,643)	-	(4,926)
Ending balances	-	57,562		896,115	14,167	6,212	1,215,366	342,769	45,724	-	2,577,915
Net book values	₱182,614	₱45,183		₱450,629	₱5,099	₱1,691	₱565,279	₱490,021	₱115,260	₱121,541	₱1,977,317



In 2021 and 2020, the Group disposed of various assets under "Machineries and other equipment" with considerations amounting to nil and ₱0.2 million, respectively, and recorded loss on disposal amounting to nil and ₱0.1 million, respectively.

In 2020, the Group reclassified from "CIP" to "Buildings and land improvements", the costs of the completed building improvements located at the mine site amounting to ₱448 thousand. In 2021, the Group reclassified from "CIP" to "Buildings and land improvements", the costs of the completed building and improvements located at the mine site amounting to ₱24.3 million.

In March 2021, the Group and Sunly Properties, Inc. (Contractor) entered into an agreement to have a fit-out construction of the lower and upper penthouse office building of the Group located at Aseana Avenue corner Fuentes St., Aseana, Parañaque City for a consideration amounting to ₱107.0 million exclusive of VAT and subject to changes in the design and additional work requested by the Group to the Contractor. As at December 31, 2021, the Group's liabilities to the Contractor amounting to ₱23.5 million will be settled upon the completion of the fit-out construction project.

In December 2021, the Group and Architraders Enterprises Corporation entered into an agreement to supply, fabricate, deliver, assemble and install system of furniture in the penthouse office building of the Group located at Aseana Avenue corner Fuentes St., Aseana, Parañaque City for a consideration amounting to ₱16.1 million exclusive of VAT and withholding taxes. As at December 31, 2021, the Group's liabilities to the Contractor amounting to ₱3.2 million will be settled upon installation of the system furniture.

Other additional CIP of the Group amounting to ₱60.2 million pertains to acquisition of materials and supplies and other costs attributable to the ongoing construction projects with various contractors.

The CIP balance in the books of the Group pertains to the construction of staff house, guest house, water source system and security quarters and land development in the mine and other sites. The remaining balance of CIP represents 72.5% and 45.4% completion as at December 31, 2021 and 2020, respectively.

On November 6, 2018, the Group and Caterpillar Financial Services Philippines Inc. (CFSPI) executed a lease agreement with a lease term of two (2) years, in which the Group has determined that the lease transfers substantially all the risks and rewards incidental to the ownership of the equipment upon final payment at the end of the lease term. The lease agreement is classified as finance lease under PAS 17. Upon adoption to PFRS 16, the Group reclassified the carrying amount of the "Finance lease liabilities" to "Lease liabilities" amounting to ₱9.8 million and the carrying amount of the finance leased asset recognized under "Machineries and Other Equipment" to "Right-of-use asset" amounting to ₱12.3 million. As at November 11, 2020, upon final payment of the lease, the carrying amount of the "Right-of-use asset" amounting to ₱7.2 million has been reclassified to "Machineries and equipment" (see Note 17).

In 2019, the Group availed two (2) chattel mortgage loans from CFSPFI for the acquisition of transportation and heavy equipment. The loans are payable within two (2) years at interest rates ranging from 5.97% to 6.31% per annum and payable in monthly installments. The carrying amount of the assets mortgaged included under "Machineries and other Equipment" amounting to nil and ₱23.1 million as at December 31, 2021 and 2020, respectively (see Note 14).

On July 5, 2019, the Group availed long-term loan from SBM Leasing for the acquisition of transportation equipment. The loans are payable within two (2) years and bear an annual interest rate of 9.50% per annum. The carrying amount of the transportation equipment included under "Machineries and Other equipment" amounting to ₱22.8 million and ₱25.8 million as at December 31, 2021 and 2020, respectively (see Note 14).

In August 2020, the Group entered into a finance lease agreement with SBM Leasing with a lease term of two (2) years, in which the Group has determined that the lease transfers substantially all the risks and rewards incidental to the ownership of the equipment upon final payment at the end of the lease term amounting to ₱59.7 million. The carrying amount of the asset leased amounting to ₱64.7 million and ₱72.1 million, respectively (see Note 17).

On April 1, 2021, the Group and JSY6677 Landholdings, Inc. entered into a 10-year agreement to lease its office building located at Aseana Avenue corner Fuentes St., Aseana, Parañaque City. The monthly rental amounting to ₱5.3 million. The Group paid security deposits and advance rental amounting to ₱30.5 million and ₱15.2 million, respectively. As a result of the lease agreement, on April 1, 2021, the Group recognized right-of-use asset and lease liability amounting to ₱504.0 million and ₱492.3 million, respectively. The carrying amount of right-of-use asset and lease liability as at December 31, 2021 amounting ₱466.2 million and ₱424.6 million, respectively (see Note 17).

In May 2021, the Group started the commercial operations of CAGA 1 and reclassified all exploration and evaluation costs incurred and capitalized under mine exploration costs to "mining properties" which amounting to ₱115.8 million



(see Note 11). Based on the latest PMRC-CP technical report, CAGA 1 has the proven and probable reserves amounting to 12.16 million WMT. In 2021, depletion rate for CAGA 1 was P9.52 per WMT.

The rates used by the Group in computing depletion were P16.25 per WMT for the period January 1, 2019 to October 31, 2019 and P13.51 per WMT for the period November 1, 2019 to December 31, 2019 for CAGAs 2 and 4. For CAGA 3, the rates used by the Group in computing the depletion were P16.54 per WMT for the period April 2019 to October 31, 2019 and P15.89 per WMT for the period November 1, 2019 to December 31, 2019. Starting November 1, 2019, the rate used was based on the latest PMRC-CP Technical Report dated December 15, 2019 with proven and probable reserves of 24.2 million WMT and 8.5 million WMT for CAGAs 2 and 4, and CAGA 3, respectively. The change in ore reserves resulted in a lower depletion rate.

The rates used by the Group in computing depletion were P13.51 per WMT for the period January 1, 2020 to October 31, 2020 and P9.98 per WMT for the period November 1, 2020 to December 31, 2020 for CAGAs 2 and 4. For CAGA 3, the rate used by the Group in computing the depletion was P15.89 per WMT for the period April 2020 to October 31, 2020 and P14.57 per WMT for the period November 1, 2020 to December 31, 2020. Starting November 1, 2020, the rate used was based on the latest PMRC-CP Technical Report dated December 15, 2020 with proven and probable reserves of 25.3 million WMT and 9.0 million WMT for CAGAs 2 and 4, and CAGA 3, respectively. The change in ore reserves resulted in a lower depletion rate.

The rates used by the Group in computing depletion were P9.98 per WMT and P14.57 per WMT, CAGAs 2 and 4, CAGA 3, respectively, for the periods ended December 31, 2021.

No property and equipment were pledged as at December 31, 2021 and 2020 except machineries and equipment subject to chattel mortgage.

## 9. Investments in Associates

	2021	2020
SNPSI	P-	P487,657
SPNVI	-	-
	<b>P-</b>	<b>P487,657</b>

### SPNVI

On September 1, 2016, the Parent Company entered into a Deed of Assignment with SPNVI, a related party, wherein the Parent Company assigned, transferred and conveyed in favor of SPNVI P0.3 million of its advances as payment for the subscription to the 300,000 unissued common shares out of 800,000 common shares of SPNVI with a par value of P1.00 per share.

As a result of the above Deed of Assignment, the Parent Company acquired 37.50% of the common shares with voting rights and 0.47% of total shares. The Group assessed that it has a significant influence over SPNVI since it directly holds more than 20% of the voting power of SPNVI.

As at December 31, 2021 and 2020, accumulated share in net loss from investment in SPNVI amounting to P0.3 million. Investment in SPNVI is nil as at December 31, 2021 and 2020.

The Group recognized share in net loss of SPNVI amounting to P3.0 million, P0.5 million and P42.9 million in 2021, 2020 and 2019, respectively. As at December 31, 2021 and 2020, the Group's accumulated share in net loss of SPNVI charged to its net investment in SPNVI are as follows:

	2021	2020	2019
Share in net loss charged to:			
Deposits for future acquisition	<b>P46,350</b>	P43,376	P42,892
Investment in associates	-	-	300
Total share in net loss recognized in net investment in SPNVI	<b>P46,350</b>	P43,376	P43,192



Details of the summarized consolidated financial assets of SPNVI and subsidiaries as at December 31, 2021 and 2020, which are accounted for under equity method, are as follows:

	2021	2020
Current assets	P310,328	P218,452
Noncurrent assets	1,051,076	950,120
<b>Total Assets</b>	<b>1,361,404</b>	<b>1,168,572</b>
Current liabilities	1,025,603	814,689
Noncurrent liabilities	1,622,354	1,633,459
<b>Total liabilities</b>	<b>2,647,957</b>	<b>2,448,148</b>
<b>Net assets</b>	<b>1,286,553</b>	<b>1,279,576</b>
Cost and expenses	7,933	1,289
<b>Net loss</b>	<b>7,933</b>	<b>1,289</b>
Other comprehensive income	-	-
<b>Total comprehensive loss</b>	<b>P7,933</b>	<b>P1,289</b>

As at December 31, 2021 and 2020, the Parent Company has 37.50% of the common shares with voting rights and 0.47% of total shares of SPNVI.

#### SNPSI

On December 19, 2019, the Group subscribed to 1,670,000 shares in SNPSI valued at P100 per share for a total consideration of P450.0 million. The transaction resulted in the Group owning 40.05% of SNPSI.

Details of investment in SNPSI are as follows:

	2021	2020
Acquisition cost	P450,000	P450,000
Accumulated equity in net earnings:		
Beginning of year	37,657	1,429
Share in net income (loss)	(49,141)	36,228
End of year	(11,484)	37,657
Carrying value	438,516	487,657
Transferred to investment in subsidiary as the result of business combination (see Note 37)	(438,516)	-
	<b>P-</b>	<b>P487,657</b>

Details of the summarized financial information of SNPSI as at December 31, 2021 (prior to the step acquisition) and 2020 are as follows:

	2021	2020
Current assets	P105,757	P1,103,882
Noncurrent assets	1,390,438	1,456,677
<b>Total assets</b>	<b>1,496,195</b>	<b>2,560,559</b>
Current liabilities	229,418	1,186,138
Noncurrent liabilities	319,225	334,168
<b>Total liabilities</b>	<b>548,643</b>	<b>1,520,306</b>
<b>Net assets</b>	<b>917,552</b>	<b>1,040,253</b>
Revenue	142,917	456,717
Cost and expenses	265,618	366,260
<b>Net income (loss)</b>	<b>(122,701)</b>	<b>90,457</b>
Other comprehensive loss	-	-
<b>Total comprehensive income (loss)</b>	<b>(P122,701)</b>	<b>P90,457</b>

In 2020, the Group settled the subscription payable to SNPSI amounting to P225.0 million.

On December 29, 2021, the Parent Company acquired an additional 23.98% interest in SNPSI from an existing stockholder for P192.0 million, resulting in 64.03% ownership in SNPSI. Consequently, SNPSI became a subsidiary of the Parent Company (see Note 37).



The Group recognized total share in net loss of investment in associates amounting to P52.1 million in 2021, total share in net income of investment in associates amounting to P35.7 million in 2020, and total share in net loss of investment in associates amounting to P41.5 million in 2019.

#### 10. Mining Rights

	2021	2020
Cost	<b>P396,500</b>	P396,500
Accumulated amortization:		
Beginning balance	259,675	240,191
Amortization	11,246	19,484
Ending balance	<b>270,921</b>	259,675
Net book value	<b>P125,579</b>	P136,825

Mining rights refer to the right of the Group as the holder of MPSA No. 007-92-X located in Cagdianao, Claver, Surigao del Norte, acquired through the assignment of the said MPSA from CMDC to SIRC, a wholly-owned subsidiary, under a Deed of Assignment executed on March 3, 2004. Pursuant to the Deed of Assignment, CMDC transferred to SIRC all its rights, interest and obligations relating to the MPSA.

The rates used by the Group in computing amortization were P2.31 per WMT for the periods January 1 to December 31, 2021 and November 1 to December 31, 2020, and P3.63 per WMT for the period January 1 to October 31, 2020.

No provision for impairment losses on mining rights was recognized in 2021, 2020 and 2019. Allowance for impairment losses on mining rights amounting to nil as at December 31, 2021 and 2020.

#### 11. Mine Exploration Costs

	2021	2020
Beginning balance	<b>P241,361</b>	P219,746
Exploration expenditures incurred	21,735	21,615
Reclassification to mining properties (see Note 8)	<b>(115,797)</b>	-
Ending balance	<b>P147,299</b>	P241,361

The Group operates the Cagdianao mining tenement covered under MPSA No. 007-92-X for a period of 25 years (see Note 33).

The reduction in mine exploration costs pertains to the portion related to CAGA 1 which transitioned to commercial operations in May 2021. The Group reclassified mine exploration cost to "mining properties" under Property and equipment amounting to P115.8 million.

The remaining mine exploration costs as at December 31, 2021 pertains to CAGAs 5, 6, 7 and limestone area which are all still under exploration and evaluation phase.

#### 12. Other Noncurrent Assets

	2021	2020
MRF	<b>P317,765</b>	P316,501
Input VAT	213,894	204,872
Advances to suppliers	123,638	145,707
Restricted cash	77,176	180,448
Intangible asset	32,838	35,384
Security deposits	19,474	-
Computer software	4,454	-
Financial asset at FVOCI	3,290	3,374
Others	<b>31,052</b>	26,997
	<b>823,581</b>	913,283
Less allowance for impairment losses	<b>206,071</b>	202,180
	<b>P617,510</b>	P711,103





**MRF**

Pursuant to Section 181 of the Implementing Rules and Regulations of the RA No. 7492, better known as the *Philippine Mining Act of 1995*, mining companies have to maintain MRF deposits with any government bank. The Group has deposits for MRF at the Development Bank of the Philippines - Surigao City Branch. The funds are to be used for physical and social rehabilitation, reforestation and restoration of areas and communities affected by mining activities, pollution control and integrated community development. The funds earned interest based on the prevailing market rate. Interest income earned on MRF amounting to ₱1.2 million in 2021, ₱1.9 million in 2020 and ₱2.1 million in 2019.

**Input VAT**

Input VAT represents the VAT paid on purchases of applicable goods and services and capital assets, net of output tax liabilities, if any, which may be recovered as tax credit against future tax liability of the Group upon approval by the BIR and/or the Philippine Bureau of Customs. Provision for impairment losses on input VAT amounting to ₱164.8 million, ₱160.9 million, and nil in 2021, 2020 and 2019, respectively. Allowance for impairment losses on input VAT amounting to ₱3.9 million and ₱181.4 million as at December 31, 2021 and 2020, respectively.

**Restricted Cash**

Restricted cash pertains to the Debit Service Reserve Account (DSRA) with Taiwan Cooperative Bank Manila Offshore Banking Branch (TCB) which acts as collateral or security for the TCB loan. The amount maybe reduced proportionately as the Group pays the principal and its interest by express agreement of the parties.

The Group has US\$-denominated and HK\$-denominated restricted cash currently classified under "Other noncurrent assets" amounting to US\$0.1 million and HK\$11.8 million as at December 31, 2021, respectively, and US\$0.1 million and HK\$29.1 million as at December 31, 2020, respectively (see Note 31).

Interest income earned related to the restricted cash classified under "Other noncurrent assets" amounting to nil, ₱0.1 million, and nil in 2021, 2020 and 2019, respectively.

**Advances to Suppliers**

Advances to suppliers pertain to deposits on the Group's purchase of goods and services from various suppliers.

**Intangible Asset**

Intangible asset pertains to membership debenture obtained by the Group pursuant to the contract of sale executed with Avic Joy Holdings, Limited and the Group on July 16, 2019 to purchase Clearwater Bay and Golf Country Club membership and to be amortized for ten (10) years. The amortization of the intangible asset amounting to ₱4.4 million, ₱4.5 million and ₱3.9 million in 2021, 2020 and 2019, respectively.

**Security deposits**

Security deposits pertain to the Company's rental deposits related to the lease of its office building at which shall be refunded, after all valid claims, at the end of the lease term (see Note 8).

The table below shows the movement analysis of security deposits as at December 31, 2021:

	<b>2021</b>
Undiscounted security deposits:	
Balance at beginning of year	₱-
Additions	30,464
Balance at end of year	30,464
Discount on security deposits:	
Balance at beginning of year	-
Additions	11,684
Accretion of interest	(694)
Balance at end of year	10,990
Ending balance	₱19,474

**Computer Software**

Computer software arises from the business acquisition of SNPSJ (see Note 37).

**Financial Asset at FVOCI**

As at December 31, 2021 and 2020, the Group holds 4,216,100 shares of stock of Oriental Peninsula Resources Group, Inc. (OPRGI), a publicly listed company in the Philippines. There was no disposal of shares in 2021 and 2020 and the shares are valued based on the exit market price amounting to ₱0.78 and ₱0.80 per share as at December 31, 2021 and 2020, respectively.



Movements in the "Fair value reserve of financial asset at FVOCI" are as follows:

	2021	2020
Beginning balance	P5,481	P5,692
Fair value reserve	84	(211)
Ending balance	P5,565	P5,481

On January 1, 2018, upon adoption to PFRS 9, the Group reclassified P4.4 million valuation loss on available-for-sale financial asset previously recognized under PAS 39, *Financial Instruments*, to "Fair value reserve of financial asset at FVOCI".

No dividend income was earned by the Group in 2021, 2020 and 2019 from the financial asset at FVOCI.

#### Others

Others represent claims for business tax refund and performance bond. Provision for impairment losses on claim for business tax refund amounting to nil in 2021, 2020 and 2019. Allowance for impairment losses on claim for business tax refund amounting to P20.8 million as at December 31, 2021 and 2020. For the performance bond, it pertains to the minimum amount required to be annually posted by the Group in a duly licensed bonding entity to guarantee compliance and implementation of the temporary revegetation and/or the progressive rehabilitation of the disturbed areas beyond the maximum disturbed limit in accordance with the Administrative Order No. 2018-19 issued by the DENR.

Movements in the allowance for impairment losses on other noncurrent assets are as follows:

	2021	2020
Beginning balance	P202,180	P41,309
Provision for impairment losses (see Note 22)	3,891	160,871
Ending balance	P206,071	P202,180

### 13. Trade and Other Payables

	2021	2020
Contract liabilities	P414,824	P-
Trade	151,379	108,650
Accrued expenses and taxes	83,528	139,121
Nontrade	36,088	13,291
Dividends payable	21,562	20,238
Advances from Huarong Asia Limited	-	168,596
	P707,381	P449,896

#### Contract liabilities

Contract liabilities pertain to deposits from customers which will be settled through future shipments of nickel ore. These are generally settled within 30 to 120 days

#### Trade

Trade payables are noninterest-bearing and generally settled within 30 days. These include payables to suppliers, contractors and other service providers for the goods delivered and/or services rendered to the Group in the ordinary course of business.

#### Accrued Expenses and Taxes

Details of the accrued expenses and taxes are as follows:

	2021	2020
Excise taxes and royalties payable (see Note 23)	P28,736	P77,869
Provision for Social Development and Management Program (SDMP) and Indigenous Cultural Communities (ICC)	24,294	30,546
Business and other taxes	16,485	15,976
Accrued payroll	2,488	2,907
Professional fees	4,820	10,077
Others	6,705	1,746
	P83,528	P139,121



*Excise Taxes and Royalties Payable*

Excise taxes and royalties are immediately payable upon receipt from the DENR-MGB of the Order of Payment and before every shipment of beneficiated nickel ores. Royalty fees to government, claim owners and indigenous are noninterest-bearing and payable within 30 calendar days after payment of the final invoice for the relevant shipment by the customers.

*Provision for SDMP and ICC*

Mining companies are mandated to establish a provision for SDMP and ICC that would enhance the quality of life and ultimately develop a progressive and self-reliant host and neighboring communities. The program includes community development projects and activities such as establishment, construction, and maintenance of infrastructures including schools, hospitals, roads, and the like; establishment of livelihood industries; and programs on education and health. The Group is required to allot annually a minimum of 1.5% of the operating costs based on the Administrative Order No. 2010-13 issued by the DENR.

Breakdown of provision for SDMP and ICC are as follows:

	2021	2020
Beginning balance	P30,546	P40,250
Additions	84,891	24,488
Payments	(91,143)	(34,192)
Ending balance	P24,294	P30,546

*Business and Other Taxes*

Business and other taxes pertain to government dues relating to withholding taxes.

*Professional fees*

Professional fees pertain to legal and other consultation services incurred by the Group.

*Accrued Payroll*

Accrued payroll pertains to the accrual related to the salaries and wages of the Group's employees which are noninterest-bearing, payable on demand and/or generally settled within 30 days.

*Others*

Others include outside services such as purchases of supplies which are usual in the business operations of the Group.

*Dividends Payable*

On May 22, 2013, the BOD of the Parent Company approved the declaration of cash dividends in the amount of P1.656 per outstanding common share or P10,500.0 million to stockholders of record as at June 5, 2013, payable on June 12, 2013. In 2014, cash dividends declared and paid to certain stockholders on May 22, 2013 amounting to P20.2 million, were returned as stale checks. As at December 31, 2021 and 2020, dividends payable amounting to P21.6 million.

*Nontrade*

Nontrade payables pertain to payable to third party companies which are non-interest bearing, payable on demand/or generally settled within 30 days.

*Advances from Huarong Asia Limited*

Advances from Huarong Asia Limited (Huarong) pertains to advances given by Huarong as support to the operations of FSC and FSLC. The advances are noninterest bearing and payable on demand. As a result of Huarong's relinquishment of its interest in FSC and FSLC (see Note 1), all rights to any of the outstanding advances were settled by the Group as at December 31, 2021. A gain on extinguishment of debt amounting to P25.7 million was recognized as the result of settlement of advances from Huarong (see Note 28).

The Group has US\$-denominated trade and other payables amounting to US\$2.6 million and US\$1.2 million as at December 31, 2021 and 2020, respectively, and HK\$-denominated trade and other payables amounting to HK\$0.7 million and HK\$0.2 million as at December 31, 2021 and 2020, respectively (see Note 31).



#### 14. Loans Payable

	2021	2020
Long term loans	P899,256	P450,337
Chattel mortgage loans	-	10,150
	<b>899,256</b>	<b>460,487</b>
Less current portion:		
Long term loans	247,109	450,337
Chattel mortgage loans	-	10,150
Loans payable - current portion	247,109	460,487
Noncurrent portion	P652,147	P-

Movements in the carrying value of loans payable are as follows:

	2021	2020
Beginning balance	P460,487	P697,028
Availments	892,776	291,769
Payments	(460,487)	(499,367)
Effect of changes in foreign currency exchange rates (see Note 2B)	6,480	(28,943)
Ending balance	P899,256	P460,487

#### Long term loans

##### TCB

On July 29, 2021, the Group settled its loan payable to TCB amounting to US\$9.4 million or P450.3 million. On the same date, TCB granted a loan to the Group amounting to US\$15.0 million with the following terms:

- Term loan shall be repaid in four (4) semi-annual installment repayments. First installment commences on the date falling eighteen (18) months from the first drawdown date as follows:

Months from the first drawdown date	Repayment installment from outstanding principal at the end of availability period (%)
18	12.50%
24	12.50%
30	12.50%
36	62.50%

The interest shall be payable quarterly in arrears. The interest rate for the loan is the aggregate of the reference rate plus spread of 3.25% per annum. The reference rate is the applicable London Interbank Offered Rates (LIBOR) displayed on the Bloomberg and Reuters' page for three month yield as stated in the loan agreement.

The other conditions of the agreement are as follows:

- The Group shall maintain a waterfall account with TCB wherein all amounts collected from the buyers of nickel ore shall be deposited.
- The security required by TCB shall consist of only three (3) kinds, as follows:
  - Accounts receivables from PGMC's customers or clients or Import letters of credit (LC) issued in favor of PGMC by its customers and clients. Provided, that the aggregate value, in combination, shall at least twice (2x) the amount of the actual drawdown
  - Demand Deposit Account which shall be opened and set-up by the collateral provider acceptable to TCB (in this case PHL) amounting to at least 10% of the drawdown. The amount in said account maybe reduced proportionately as PGMC pays the principal and its interest by express agreement of TCB and PGMC.
  - Guarantee issued by any individual, juridical person such as corporations or any combination thereof that is acceptable to TCB.
- TCB is irrevocably appointed as the collecting agent for the account receivables from PGMC's export orders of nickel ore and as a collecting and advising bank for the import LC opened by the buyers of the nickel ore of PGMC. All the amount collected by TCB shall be deposited in the Waterfall Account of PGMC.
- The Group may, at its option, prepay the loan in part or in full, together with accrued interest thereon.
- If the Group fails to make payment when due of any sum (whether at the stated maturity, by acceleration or otherwise), the Group shall pay penalty on such past due and unpaid amount/s at the rate of 18% per annum, in addition to the interest rate from due date until the date of payment in full. The penalty shall be payable from time to time and upon demand by the bank.



On July 30, 2021, the Group made a drawdown amounting to US\$15.0 million of the term loan.

The Group has complied with the terms of the loan as at December 31, 2021 and 2020.

The carrying amount of the loan amounting to US\$15.0 million or ₱761.6 million and US\$9.4 million or ₱450.3 million as at December 31, 2021 and 2020, respectively. Interest expense related to TCB loan amounting to ₱23.8 million, ₱30.5 million and ₱51.6 million in 2021, 2020 and 2019, respectively (see Note 27).

#### *SBM Leasing*

On July 5, 2019, the Group availed long term loan from SBM Leasing for the acquisition of transportation equipment. The loans are payable within two (2) years and bear an annual interest rate of 9.50% per annum. On July 15, 2021, the SBM Leasing term loan was fully paid. Interest expense related to the loans amounting to ₱0.2 million, ₱1.2 million and ₱0.8 thousand in 2021, 2020 and 2019, respectively (see Note 27).

#### *Chattel mortgage loans*

In 2019, the Group availed two (2) chattel mortgage loans from CFSPi for the acquisition of transportation and heavy equipment. The loans are payable within two (2) years at interest rates ranging from 5.97% to 6.31% per annum and payable in monthly installments. On July 20, 2021, the CFSPi chattel mortgage loan was fully paid. Interest expense incurred in relation to the chattel mortgage amounting to ₱0.1 million, ₱1.1 million and ₱0.7 million in 2021, 2020 and 2019, respectively (see Note 27).

#### *Short term loan*

The Group is granted annually by BDO a revolving US\$20.0 million Export Packing Credit Line for working capital purposes. As at December 31, 2021, there were drawdown amounts of nil and US\$5.8 million or ₱291.8 million, respectively, which is payable within six (6) to twelve (12) months and bear interest of 4.5% per annum. All short term loans were settled in 2021 and 2020. Interest expense related to the BDO loan amounting to nil, ₱1.7 million and ₱1.9 million in 2021, 2020 and 2019, respectively (see Note 27).

### 15. Provision for Mine Rehabilitation and Decommissioning

	2021	2020
Beginning balance	₱328,601	₱252,454
Effect of change in estimate (see Note 8)	(31,357)	67,976
Accretion interest (see Note 27)	8,170	8,171
Ending balance	₱305,414	₱328,601

The provision for mine rehabilitation and decommissioning was adjusted in 2021 to reflect the latest discount rates and inflation rates used in the calculation of the estimate.

### 16. Retirement Obligation

The GFNI Group of Companies Multiemployer Retirement Plan (the Retirement Plan) is jointly established by the Group, INC and other affiliate companies that may adopt the said plan. The Retirement Plan is a non-contributory defined benefit retirement plan covering all of the Group's regular employees effective January 1, 2020.

The funding of the Retirement Plan shall be determined by the actuarial advisor and payment of the benefits thereunder shall be provided through the medium of a fund held by the Trustee Bank under the Trust Agreement.

The latest actuarial valuation report of the retirement plan is as at December 31, 2021.

The following tables summarize the components of retirement benefits costs recognized in the consolidated statements of comprehensive income and the unfunded status and amounts recognized in the consolidated statements of financial position and other information about the plan.



Details of the retirement benefits costs in the consolidated statements of comprehensive income are as follows:

	2021	2020	2019
Current service cost (see Note 25)	<b>₱13,500</b>	₱10,565	₱14,121
Interest cost on retirement obligation (see Note 27)	<b>4,085</b>	4,270	6,587
Interest income on plan assets	-	(3,728)	(3,365)
Past service cost - plan amendment	<b>(3,552)</b>	-	-
	<b>₱14,033</b>	₱11,107	₱17,343

Current and past service costs are recognized under "Retirement benefits costs".

In 2021 and 2020, there was no Retirement Plan amendment, curtailment nor settlement.

The Group has 186 and 191 regular employees covered under the Retirement Plan as at December 31, 2021 and 2020, respectively.

Changes in the present value of retirement obligation are as follows:

	2021	2020
Beginning balance	<b>₱105,834</b>	₱76,115
Current service cost (see Note 25)	<b>13,500</b>	10,565
Interest cost on retirement obligation (see Note 27)	<b>4,085</b>	4,270
Remeasurement loss (gain) arising from:		
Financial assumptions	<b>(71,185)</b>	19,331
Experience adjustments	<b>(4,758)</b>	(4,215)
Demographic assumptions	<b>22,464</b>	-
Benefits paid	<b>(362)</b>	(232)
Ending balance	<b>₱69,578</b>	₱105,834

Changes in the fair value of plan assets are as follows:

	2021	2020
Beginning balance	<b>₱80,753</b>	₱55,118
Contributions	<b>22,909</b>	22,909
Actual return on plan assets:		
Interest income on plan assets	<b>3,552</b>	3,728
Remeasurement loss - return on plan assets excluding interest income	<b>(2,374)</b>	(770)
Benefits paid	<b>(362)</b>	(232)
Ending balance	<b>₱104,478</b>	₱80,753

Net retirement obligation (retirement plan asset) recognized in the consolidated statements of financial position are as follows:

	2021	2020
Present value of retirement obligation	<b>₱69,578</b>	₱105,834
Fair value of plan assets	<b>(104,478)</b>	(80,753)
Effect of asset ceiling	<b>4,310</b>	-
Net retirement obligation acquired from SNPSI (see Note 37)	<b>2,180</b>	-
	<b>(₱28,410)</b>	₱25,081





The fair value of plan assets by each class as at the end of the reporting period are as follows:

	2021	2020
Cash and cash equivalents:		
Investment in government securities	P66,148	P49,301
Investment in equity securities	30,496	27,095
Investment in debt securities	3,600	1,000
Savings and time deposit	1,302	8
Others:		
Market gain - investment in equity securities	3,035	1,960
Market gain (loss) - investment in government securities	(452)	1,247
Market gain (loss) - investment in debt securities	23	(19)
Interest receivables - net of trust fees	326	161
	<b>P104,478</b>	<b>P80,753</b>

The main categories of plan assets as a percentage of the fair value of total plan assets are as follows:

	2021	2020
Investment in government securities	62.98%	62.59%
Investment in equity securities	32.09%	35.90%
Investment in debt securities	3.47%	1.22%
Cash and cash equivalents	1.24%	0.01%
Others	0.22%	0.28%
	<b>100.00%</b>	<b>100.00%</b>

Investment in government securities includes investment in treasury bills. Investment in equity securities pertains to unit investment trust funds. Investment in debt securities pertains to investment in bonds. Cash and cash equivalents consist of savings and time deposits. Others are in the form of interest receivables, net of accrued trust fees payable.

Details of the investment in equity securities are as follows:

	December 31, 2021			December 31, 2020
	Carrying Amount	Fair Value	Unrealized gain	
Investment in equity securities	P30,496	P33,531	P3,035	P27,095

The retirement trust fund assets are valued by the fund manager at fair value using market-to-market valuation. The principal assumptions used in determining retirement obligation for the defined retirement plan are shown below:

	2021	2020	2019
Discount rate	5.03%	3.86%	5.61%
Salary increase rate	4.32%	10.00%	10.00%
Turnover rate	10.57% at age 19 decreasing to 1.89% at age 55	8.33% at age 19 decreasing to 3.03% at age 45	8.33% at age 19 decreasing to 3.03% at age 45

Assumptions regarding future mortality rate and disability rate are based on the 2017 Philippine Intercompany Mortality Table and The Disability Study, Period 2 Benefit 5, respectively, developed by the Society of Actuaries, which provides separate rates for males and females.

The Retirement Plan Trustee has no specific matching strategy between the plan assets and the plan liabilities.



The sensitivity analyses below have been determined based on reasonably possible changes of each significant assumption on the defined retirement benefits obligation at the end of the reporting period, assuming all other assumptions were held constant:

	Increase (Decrease)	2021	2020
Discount rate	+100 basis points	(P5,810)	(P11,731)
	-100 basis points	6,695	13,941
Salary increase rate	+100 basis points	P6,675	P12,968
	-100 basis points	(5,900)	(11,221)

The Group expects to contribute at least P22.9 million to the defined benefit plan in 2022.

Shown below is the maturity analysis of the undiscounted benefit payments as at December 31, 2021 and 2020:

	2021	2020
Less than one (1) year	P5,956	P4,528
More than one (1) year to five (5) years	35,879	8,407
More than five (5) years	41,555	86,318
	<b>P83,390</b>	<b>P99,253</b>

The weighted average duration of the defined retirement benefits obligation as at December 31, 2021 and 2020 is 9.0 years and 12.1 years, respectively.

## 17. Leases

The Group has lease contracts for various properties and equipment used in its operations and office spaces. Leases of office spaces generally have lease terms between three (3) and thirteen (13) years while the equipment has a lease term of two (2) years (see Note 8). The Group's obligations under its leases are secured by the lessor's title to the leased assets. Generally, the Group is restricted from assigning and subleasing the leased assets without the approval of lessor.

The Group also has certain lease of office spaces and machineries and equipment with lease terms of twelve (12) months or less. The Group applies the "short term lease" recognition exemptions for these leases.

The following are the amounts recognized in consolidated statements of comprehensive income:

	2021	2020
Depreciation expense of right-of-use assets included in property and equipment (see Note 8)	<b>P67,109</b>	P24,621
Interest expense on lease liabilities (see Note 27)	<b>22,103</b>	2,079
Expenses relating to short term leases (see Notes 21 and 22)	<b>1,138</b>	8,795
	<b>P90,350</b>	<b>P35,495</b>

The rollforward analysis of lease liabilities follows:

	2021	2020
Beginning balance	<b>P94,081</b>	P74,193
Additions	<b>492,335</b>	44,351
Interest expense	<b>22,103</b>	2,079
Payments	<b>(101,551)</b>	(26,542)
Ending balance	<b>P506,968</b>	<b>P94,081</b>



The current and noncurrent portion of the lease liabilities as at December 31, 2021 and 2020, discounted using incremental borrowing rate are as follows:

	2021	2020
Current portion	P64,725	P56,213
Noncurrent portion	442,243	37,868
	<b>P506,968</b>	<b>P94,081</b>

Shown below is the maturity analysis of the undiscounted lease payments as at December 31:

	2021	2020
One (1) year	P90,332	P60,148
More than one (1) year to two (2) years	64,880	27,756
More than two (2) years to three (3) years	64,809	3,586
More than three (3) years to four (4) years	145,550	3,090
More than five (5) years	<b>1,971,777</b>	<b>2,658</b>

On November 6, 2018, the CFSP1 executed a lease agreement with a lease term of two (2) years, in which the Group has determined that the lease transfers substantially all the risks and rewards incidental to the ownership of the equipment upon final payment at the end of the lease term. The lease agreement is classified as finance lease under PAS 17. Upon adoption to PFRS 16, the Group reclassified the carrying amount of the "Finance lease liabilities" to "Lease liabilities" amounting to P9.8 million. The carrying amount of the finance leased asset recognized under "Machineries and Other Equipment" and reclassified to "Right-of-use asset" upon adoption to PFRS 16 amounting to P12.3 million (see Note 8). Interest expense recognized amounting to nil, P154.5 thousand, and P529.4 thousand in 2021, 2020 and 2019, respectively. As at November 11, 2020, upon final payment of the lease, the carrying amount of the "Right-of-use asset" amounting to P7.2 million has been reclassified to "Machineries and equipment" (see Notes 8 and 14).

In August 2020, the Group entered into a finance lease agreement with SBM Leasing with a lease term of two (2) years, in which the Group has determined that the lease transfers substantially all the risks and rewards incidental to the ownership of the equipment upon final payment at the end of the lease term amounting to P59.7 million. The noncurrent portion of the lease liabilities as at December 31, 2021 and 2020 amounting to nil and P11.4 million, respectively. Interest expense incurred amounting to P3.6 million in 2021 and P1.3 million in 2020.

In April 2021, the Group recognized lease liability amounting to P502.6 million attributable to the Group's lease agreement with JSY6677 Landholdings, Inc. for its new office space for a period of ten (10) years starting April 1, 2021 (see Note 8). The noncurrent portion of the lease liabilities amounting to P424.6 million as at December 31, 2021. Interest expense incurred amounting to P17.4 million in 2021.

#### 18. Other Noncurrent Liabilities

	2021	2020
Previous stockholders of CNMEC	P356,402	P366,463
BNVI	165,566	165,566
	<b>P521,968</b>	<b>P532,029</b>

##### *Payable to Previous Stockholders of CNMEC and BNVI*

In 2016, the Parent Company, SPNVI and the stockholders of SPNVI executed a Deed of Assignment wherein SPNVI assigned its payable to the previous stockholders of CNMEC and BNVI to the Parent Company amounting to P532.0 million. This is pursuant to the Contract to Sell executed on August 6, 2015 (see Note 1). This is noninterest bearing and payable on the first shipment of INC.



## 19. Equity

### Capital Stock

The Parent Company's authorized and issued capital stock as at December 31, 2021 and 2020 are as follows:

	2021	2020
Par value	P1.05	P1.05
Authorized shares	11,957,161,906	11,957,161,906
Total authorized capital stock	P12,555,020,001	P12,555,020,001
Issued shares	6,072,357,151	6,072,357,151
Total capital stock (amounts in thousand)	P6,375,975	P6,375,975

The Parent Company only has one (1) class of common shares. The common shares do not carry any right to fixed income.

### Increase in Authorized Capital Stock

In 2014, the Parent Company applied for an increase in its authorized capital stock from P2,555.0 million divided into 7,300,000,000 common shares with a par value of P0.35 per share to P12,555.0 million divided into 35,871,428,572 common shares with a par value of P0.35 per share. The increase in the authorized capital stock as well as the issuance of the 10,463,093,371 common shares to the Thirteen Stockholders in accordance with the Share Swap transaction was approved by the SEC on December 22, 2014 (see Note 1).

As discussed in Note 1, the BOD and stockholders of the Parent Company approved a capital restructuring through a reverse stock split. In relation to this, the Parent Company applied for an increase in its authorized capital stock which was approved by the SEC on November 7, 2016. Out of the increase in capital stock, an individual stockholder subscribed a total of P20,000.4 divided into 19,048 common shares at a par value of P1.05.

### Follow-on Offering

On July 20, 2018, the Parent Company completed its follow-on offering of 250,000,000 common shares which resulted in an increase in capital stock amounting to P262.5 million. On the same date, all the 6,072,357,151 issued shares of the Parent Company, including the common shares issued in accordance with the Share Swap transaction approved by the SEC on December 22, 2014, private placement and follow-on offer shares, are listed in the PSE.

The following table summarizes the track record of registrations of securities under the SRC:

Transaction	Subscribers	Registration Date	Issue/Offer Price	Number of Shares
Initial registration	Various	October 1994	P1.50	5,000,000,000
Additional registration	Various	September 1996	-	1,150,000,000
Exempt from registration	Various	December 1998	-	305,810,000
Exempt from registration	Two individuals	June 2013	0.35	554,000,000
Additional registration	Various	July 2018	2.07	250,000,000
				7,259,810,000

### APIC

The completion of the Parent Company's follow-on offering of 250,000,000 common shares resulted in the recognition of APIC amounting to P255.0 million. The offer price and par value per share amounting to P2.07 and P1.05, respectively. The transaction costs directly attributable to the issuance of new common shares from the follow-on offering amounting to P16.0 million were deducted from the APIC.

### Special Stock Grant

The stock grant agreement in relation to the Employee Stock Option Master Plan was executed on December 28, 2018 and December 27, 2017, the grant dates, between the Parent Company and the grantees. The fair value of the shares on December 28, 2018 and December 27, 2017 was P1.67 and P2.62, respectively, taking into consideration the terms and conditions of the stock grant. A total of 20,000,000 treasury shares of the Parent Company consisting of 9,900,000 and 10,100,000 treasury shares was granted to PGMC in 2018 and 2017, respectively. The treasury shares were subsequently issued by PGMC to its employees as recognition for their past services. The basic terms and conditions of the stock grant are as follows:

- The participants of the special stock grant are the officers and employees of its significantly owned subsidiaries as selected and approved by the Compensation Committee,



- The shares granted under the 2017 Plan will be registered in the employee's name and will have a lock-in period of two (2) years from the date of grant.
- As the owner of record, the employee will have the right to vote shares and receive dividends, and
- During the lock-in period, such shares of stocks granted may not be sold, assigned, transferred, pledged, hypothecated, or otherwise encumbered or disposed of. Pursuant to this, the certificate covering the shares of stock will be held in escrow by the designated escrow agent and will be released at the end of the lock-in period.

No stock grant expense was recognized in 2021, 2020 and 2019.

#### Retained Earnings

On December 16, 2019, PGMC's, a subsidiary, BOD and stockholders approved the declaration of cash dividends amounting to ₱85 per share to stockholders of record as at December 15, 2019 to be paid not later than January 2020 amounting to ₱2,201.5 million. The dividends were settled by offsetting PGMC's subscription receivable amounting to ₱150.0 million and cash advances to stockholders under "Advances to related parties" amounting to ₱2,051.2 million. Cash dividends payable arising from the transaction amounting to ₱0.3 million as at December 31, 2019.

On December 30, 2020, PGMC's, a subsidiary, BOD and stockholders approved the declaration of cash dividends amounting to ₱47.50 per share to stockholders of record as at December 30, 2020 to be paid not later than March 2021 amounting to ₱1,230.2 million. The dividends were settled by offsetting the cash advances to stockholders under "Advances to related parties" amounting to ₱1,170.6 million. As at December 31, 2020, the cash dividends payable amounting to ₱0.2 million (see Note 29).

On May 17, 2021, the BOD of the Parent Company approved the declaration of cash dividends at ₱0.10 per share, subject to the Parent Company's withholding of applicable taxes, for stockholders of record as of June 15, 2021 and its payment not later than July 9, 2021. The cash dividends amounting to ₱521.0 million was taken out of the unrestricted earnings of the Parent Company as at December 31, 2020. Portion of the cash dividends payable was settled by offsetting the cash advances to stockholders classified under "Advances to related parties" amounting to ₱302.6 million.

On December 31, 2021, PGMC's, a subsidiary, BOD and stockholders approved the declaration of cash dividends amounting to ₱57.00 per share, subject to PGMC's withholding of applicable taxes, for stockholders of record as at December 31, 2021 to be paid not later than March 31, 2022. The cash dividends amounting to ₱1,476.3 million was taken out of the unrestricted earnings of PGMC as at December 31, 2021. Portion of the cash dividends payable was settled by offsetting the cash advances to the Parent Company amounting to ₱1,442.6 million. As at December 31, 2021, the cash dividends payable amounting to ₱33.5 million (see Note 29).

As of December 31, 2021, retained earnings include the accumulated equity in undistributed net earnings of subsidiaries and associates amounting to ₱2,581.2 million which is not available for dividend declaration by the Parent Company until declared by the investee companies. Retained earnings are further restricted for the payment of dividends to the extent of the cost of treasury shares.

In accordance with Revised SRC 68, Annex 68-C, the Parent Company's retained earnings available for dividend declaration amounting to ₱3,110.3 million and ₱2,250.4 million as at December 31, 2021 and 2020, respectively.

#### NCI

<b>2021</b>	<b>SNPSI</b>	<b>PGMC</b>	<b>Total</b>
Percentage of ownership	35.97%	0.02%	
Acquisition of SNPSI (see Notes 9 and 37)	₱356,639	₱-	₱356,639
Issuance of capital stock	-	446	446
Retained earnings, beginning	-	59	59
Total comprehensive income attributable to NCI	-	406	406
Cash dividend	-	(254)	(254)
<b>Total</b>	<b>₱356,639</b>	<b>₱657</b>	<b>₱357,296</b>





On November 9, 2021, the Parent Company acquired additional 49% and 40% interest in FSC and FSLC, respectively, for a consideration amounting to P30.1 million and P7.5 million, respectively. The carrying amount of the NCI on FSC and FSLC on the acquisition date amounting to P24.3 million and P6.3 million, respectively. The difference between the consideration and carrying amount of NCI in FSC and FSLC amounting to P6.3 million and P0.7 million, respectively, was recognized as deduction from the retained earnings attributable to the Parent Company.

2020	FSC	FSLC	PGMC	Total
Percentage of ownership	49.00%	40.00%	0.02%	
Issuance of capital stock	P30,625	P7,500	P446	P38,571
Retained earnings, beginning	(3,032)	(1,462)	(102)	(4,596)
Total comprehensive income (loss) attributable to NCI	(3,312)	765	375	(2,172)
Cash dividend	-	-	(214)	(214)
Total	P24,281	P6,803	P505	P31,589

The dividend declared attributable to PGMC's NCI in relation to its dividend declaration amounting to P0.3 million and P0.2 million as at December 31, 2021 and 2020, respectively.

#### Treasury Shares

In 2021 and 2020, the Parent Company purchased a total of 126,862,000 common shares amounting to P367.9 million and 137,035,000 common shares amounting to P346.0 million, respectively. This is pursuant to the Share Buyback Program which was approved by the BOD on June 29, 2016 and May 15, 2018. The estimated number of shares for repurchase, approved and authorized by the BOD is up to ten percent (10%) and an additional five percent (5%) of the total outstanding shares of the Parent Company, respectively. On December 22, 2020, the BOD approved to buy back an additional five percent (5%) of the Parent Company's outstanding shares for three (3) years at market price. As at December 31, 2021 and 2020, the Parent Company repurchased about to 13% and 11% of its total outstanding shares, respectively.

The Parent Company has 862,044,322 shares amounting to P1,912.8 million and 735,182,322 shares amounting to P1,544.9 million in treasury shares as at December 31, 2021 and 2020, respectively.

#### Equity Reserve

As at July 1, 2013, as a result of the reverse acquisition, the "Equity reserve" account represents the difference between the legal capital (i.e., the number and type of "Capital stock" issued, "APIC" and "Treasury shares") of the legal acquirer (GFNI) and accounting acquirer (PGMC). Subsequent to July 1, 2013 up to the date of the Share Swap transaction, the movements of the equity accounts of PGMC Group are adjusted to "Equity reserve".

Below is the summary of the movements of the "Equity reserve" account:

Legal capital of PGMC (Accounting acquirer):	
Capital stock, net of NCI of P191	P700,184
Legal capital of GFNI (legal acquirer):	
Capital stock	(2,257,472)
APIC	(127,171)
Issuance of stock by GFNI	(193,900)
Treasury shares	18
Balance as at June 30, 2013	(1,878,341)
Movement	-
Balance as at June 30, 2014	(1,878,341)
Issuance of stock by GFNI through Share Swap	(5,357,204)
Assumption and cancellation of GFNI receivables	(2,589,722)
Acquisition of net assets of the accounting acquiree (GFNI)	2,605,460
Application of equity reserve to APIC and retained earnings	7,210,807
Issuance of stock by PGMC	9,000
Balance as at December 31, 2014	P-





## 20. EPS

The following reflects the income and share data used in the basic and diluted EPS computations:

	2021	2020	2019
Net income attributable to common shareholders (amounts in thousands)	<b>P1,949,853</b>	P1,867,572	<b>P1,307,772</b>
Weighted average number of common shares outstanding for basic EPS	<b>5,230,124,154</b>	5,466,090,863	5,512,298,886
Basic/diluted EPS	<b>P0.38</b>	P0.34	P0.24

As at December 31, 2021, 2020 and 2019, there are no potentially dilutive common shares.

## 21. Cost of Sales

	2021	2020	2019
Contract hire (see Notes 6 and 33)	<b>P1,538,782</b>	P1,675,610	<b>P1,935,940</b>
Depreciation, depletion and amortization (see Note 26)	<b>271,448</b>	290,551	340,652
Personnel costs (see Note 25)	<b>200,885</b>	167,138	177,724
Environmental protection costs	<b>55,844</b>	31,857	53,083
Community relations	<b>52,857</b>	52,796	51,343
Fuel, oil and lubricants	<b>52,822</b>	28,482	39,309
Manning services	<b>21,698</b>	20,927	21,130
Repairs and maintenance	<b>21,047</b>	22,191	23,967
Operations overhead	<b>16,690</b>	11,154	32,994
Assaying and laboratory	<b>16,273</b>	23,983	29,359
Rentals (see Note 17)	<b>-</b>	6,983	3,273
Other charges	<b>38,657</b>	36,342	29,119
	<b>P2,287,003</b>	P2,368,014	<b>P2,737,893</b>

Contract hire pertains to the services offered by the contractors related to the mining operating activities of the Group. The services include, but are not limited to, ore extraction and beneficiation, hauling and equipment rental.

Operations overhead includes, but are not limited to, materials and supplies, travel and transportation expenses and other miscellaneous charges.

Other charges related to operations include, but are not limited to, power and utilities, insurance, dry docking, materials, supplies and spare parts, agency fees, health and safety expenses in the mine site, Philippine ports authority usage fees, license fees and taxes, and service fees.



## 22. General and Administrative

	2021	2020	2019
Personnel costs (see Note 25)	<b>P234,055</b>	P227,066	P251,563
Taxes and licenses	<b>145,609</b>	118,559	124,089
Depreciation (see Note 26)	<b>90,005</b>	50,163	50,478
Outside services	<b>64,415</b>	56,748	50,221
Marketing and entertainment	<b>49,988</b>	60,550	38,785
Consultancy fees	<b>45,050</b>	43,203	58,784
Repairs and maintenance	<b>30,356</b>	10,595	18,128
Travel and transportation	<b>10,536</b>	13,897	23,384
Fuel, oil and lubricants	<b>11,165</b>	6,999	7,545
Office supplies	<b>5,785</b>	5,817	5,255
Communication	<b>4,376</b>	4,873	4,790
Membership and subscription	<b>4,544</b>	4,143	5,173
Rentals (see Note 17)	<b>1,138</b>	1,812	2,051
Provision for impairment losses on:			
Other noncurrent assets (see Note 12)	<b>3,891</b>	160,871	-
Inventories (see Note 6)	<b>1,577</b>	-	5,953
Other charges	<b>31,757</b>	29,049	29,043
	<b>P734,247</b>	P794,345	P675,242

Other charges include, but are not limited to, sponsorship, freight and delivery charges, and other miscellaneous expenses.

## 23. Excise Taxes and Royalties

	2021	2020	2019
Royalties to:			
Claim-owners (see Note 33)	<b>P356,720</b>	P298,858	P230,099
Government	<b>330,011</b>	330,134	305,475
ICC	<b>71,345</b>	66,735	63,072
Excise taxes	<b>285,381</b>	264,107	244,381
	<b>P1,043,457</b>	P959,834	P843,027

The Group is paying royalty fees to CMDC equivalent to two percent (2%) to five percent (5%) of gross receipts in 2021, 2020 and 2019. The Group is also paying royalty fees to ICC equivalent to a minimum of one percent (1%) of the gross output from the mining operations.

The Group, in accordance with DENR Administrative Order No. 96-40, Series 1996, on the Revised Implementing Rules and Regulations of RA No. 7942, is required to pay to the Philippine Government the following:

- A royalty tax of five percent (5%) of the market value of the gross output of the minerals/mineral products extracted or produced from its Surigao mines to the DENR-MGB
- An excise tax of four percent (4%) of the market value of the gross output of the minerals/mineral products extracted or produced from its Surigao mines to the BIR

As at December 31, 2021 and 2020, excise taxes and royalties payable amounting to P28.7 million and P77.9 million, respectively (see Note 13).



#### 24. Shipping and Distribution

	2021	2020	2019
Barging charges	<b>P292,304</b>	P300,050	P298,502
Stevedoring charges and shipping expenses	<b>61,271</b>	54,345	47,881
Government fees	<b>35,161</b>	32,487	31,673
Personnel costs (see Note 25)	<b>31,578</b>	25,438	24,874
Fuel, oil and lubricants	<b>29,433</b>	16,907	19,986
Supplies	<b>2,424</b>	1,306	896
Repairs and maintenance and others	<b>584</b>	567	990
	<b>P452,755</b>	P431,100	P424,802

Barging charges pertain to expenses incurred from services provided by external shipping companies to transport nickel ore from the Group's causeway (barge) to the foreign vessels.

#### 25. Personnel Costs

	2021	2020	2019
Salaries and wages	<b>P395,879</b>	P358,523	P398,809
Retirement benefits costs (see Note 16)	<b>13,500</b>	10,565	14,121
Other employee benefits	<b>57,139</b>	50,554	41,231
	<b>P466,518</b>	P419,642	P454,161

Other employee benefits pertain to various benefits given to employees which are individually immaterial.

Personnel costs were distributed as follows:

	2021	2020	2019
Cost of sales (see Note 21)	<b>P200,885</b>	P167,138	P177,724
General and administrative (see Note 22)	<b>234,055</b>	227,066	251,563
Shipping and distribution (see Note 24)	<b>31,578</b>	25,438	24,874
	<b>P466,518</b>	P419,642	P454,161

#### 26. Depreciation, Depletion and Amortization

The amounts of depreciation, depletion and amortization expense are distributed as follows:

	2021	2020	2019
Cost of sales (see Notes 8, 10, 12 and 21)	<b>P271,448</b>	P290,551	P340,652
General and administrative (see Notes 8 and 22)	<b>90,005</b>	50,163	50,478
	<b>P361,453</b>	P340,714	P391,130

#### 27. Finance Costs

	2021	2020	2019
Interest expense (see Notes 14, 16 and 17)	<b>P50,072</b>	P42,175	P63,658
Accretion interest on provision for mine rehabilitation and decommissioning (see Note 15)	<b>8,171</b>	8,171	11,739
Bank charges	<b>6,931</b>	4,576	7,687
	<b>P65,174</b>	P54,922	P83,084



## 28. Other Income (Charges) - net

	2021	2020	2019
Demurrage - net	(P586,852)	(P42,603)	(P14,936)
Foreign exchange gains (losses) - net	39,584	(43,977)	(12,487)
Gain on extinguishment of debt	25,704	-	-
Reversal of provision for ECL (see Note 5)	-	40,159	-
Loss on disposals of property and equipment (see Note 8)	-	(147)	-
Others	1,739	2,102	14
	<b>(P519,825)</b>	<b>(P44,466)</b>	<b>(P27,409)</b>

Breakdown of net foreign exchange gains (losses) is as follows:

	2021	2020	2019
Net realized foreign exchange gains (losses)	<b>P139</b>	(P42,564)	(P32,998)
Unrealized foreign exchange gains (losses) on:			
Cash	43,714	(24,935)	(9,675)
Loans payable (see Note 14)	(6,480)	28,943	28,866
Trade and other payables	1,044	(3,953)	5,894
Trade and other receivables	(48)	(634)	(3,720)
Prepayments and other current assets	-	(834)	-
Other noncurrent assets	1,215	-	(854)
	<b>P39,584</b>	<b>(P43,977)</b>	<b>(P12,487)</b>

Net demurrage represents the amount paid/received by the Group to/from the buyer when the shipment loading is delayed/ahead of the allowable laytime.

## 29. Related Party Disclosures

Related party relationship exists when one party has the ability to control, directly, or indirectly through one or more intermediaries, the other party or exercise significant influence over the other party in making financial and operating decisions. Such a relationship also exists between and/or among entities, which are under common control with the reporting enterprises and its key management personnel, directors or its stockholders.

Set out on the next page are the Group's transactions with related parties in 2021, 2020 and 2019, including the corresponding assets and liabilities arising from the said transactions as at December 31, 2021 and 2020. In considering each related party relationship, attention is directed to the substance of the relationship, and not merely the legal form.



Category	Amount/ Volume	Sale of Ore	Advances to related parties	Advances from related parties	Terms	Conditions
<b>Stockholders</b>						
2021	P-	P-	P1,867,385	P9,070	(A), (B)	(C)
2020	402,434	-	2,162,156	9,070	(A), (B)	(C)
<b>Affiliates with common officers, directors and stockholders</b>						
2021	294,742	2,798,451	805,330	226,791	(A), (B)	(C)
2020	433,389	272,269	511,588	385,466	(A), (B)	(C)
2019	-	1,163,038	-	-	-	-
<b>Associates</b>						
2021	-	-	91,799	-	(A)	(C)
2020	-	-	91,799	-	(A)	(C)
<b>Total</b>		<b>P2,798,451</b>	<b>P2,764,514</b>	<b>P235,861</b>		
<b>Total</b>		<b>P272,269</b>	<b>P2,765,543</b>	<b>P394,536</b>		
<b>Total</b>		<b>P1,163,038</b>	<b>P-</b>	<b>P-</b>		



Intercompany transactions below are eliminated in the consolidated financial statements.

Category	Amount/ Volume	Trade and other payables	Barging services	Sale of nickel ore	Trade and other receivables	Advances to related parties	Advances from related parties	Rent Income	Loan Payable	Declaration of dividend	Terms	Conditions
<b>Subsidiaries</b>												
<b>PGMC</b>												
2021	P276,008	P33,474	P-	P2,790,306	P-	P30,000	P-	P-	P-	P1,476,046	(A)	(C)
2020	P5,312,142	P59,486	P-	P2,970,021	P-	P-	P-	P-	P-	P1,230,038	(A)	(C)
<b>PCSSC</b>												
2021	-	-	81,345	-	27,374	-	-	-	-	-	(B)	(C)
2020	82,552	-	82,552	-	43,614	-	-	-	-	-	(B)	(C)
<b>SIRC</b>												
2021	-	-	-	-	-	2,701	-	-	-	-	(B)	(C)
2020	-	-	-	-	-	2,922	-	-	-	-	(B)	(C)
<b>PIL</b>												
2021	47,375	-	-	-	-	58,425	-	-	-	-	(A)	(C)
2020	11,050	-	-	-	-	11,050	-	-	-	-	(A)	(C)
<b>FSC</b>												
2021	-	-	-	-	-	-	170,498	-	-	-	(B)	(C)
2020	58,874	-	-	-	-	-	181,281	-	-	-	(B)	(C)
<b>FSLC</b>												
2021	455	-	-	-	5,455	-	11,901	5,455	-	-	(B)	(C)
2020	2,999	-	-	-	5,000	-	11,901	5,000	-	-	(B)	(C)
<b>SNPSI</b>												
2021	-	-	-	-	-	-	-	-	30,000	-	(B)	(C)
2020	-	-	-	-	-	-	-	-	-	-	(B)	(C)
<b>Total</b>		<b>P33,474</b>	<b>P81,345</b>	<b>P2,790,124</b>	<b>P32,829</b>	<b>P91,126</b>	<b>P182,399</b>	<b>P5,455</b>	<b>P30,000</b>	<b>P1,476,046</b>		
Total		P59,486	P82,552	P2,970,021	P48,614	P13,972	P193,182	P5,000	P-	P1,230,038		

(A) On demand; noninterest-bearing; collectible in cash

(B) On demand; noninterest-bearing; payable in cash

(C) Secured; with guarantee





The summary of significant transactions and account balances with related parties are as follows:

- a. PIL entered into several ore supply sales agreements with PGMC for the purchase of nickel ore amounting to P2,790.3 million, P2,970.0 million and P2,681.7 million in 2021, 2020 and 2019, respectively.
- b. The Parent Company, PGMC and the stockholders of SPNVI executed various Deed of Assignments wherein PGMC assigned all the rights, title, and interest for the cash advances made by PGMC to SPNVI, amounting to P1,628.1 million as at December 31, 2015 to the Parent Company.

In 2016, the Parent Company, PGMC, SPNVI and the stockholders of SPNVI executed another Deed of Assignments wherein SPNVI assigned its payable to BNVI, payable to the previous stockholders of CNMEC and the remaining payable to stockholders of SPNVI, to the Parent Company amounting to P589.3 million.

As at December 31, 2021 and 2020, these advances amounting to P2,171.0 million and P2,174.0 million, respectively, will form part of the purchase price for the acquisition of SPNVI pursuant to the Contract to Sell executed on August 6, 2015 and are recorded under "Deposits for future acquisition" (see Note 1).

- c. In the first quarter of 2021, PGMC entered into a seven-month Time Charter Agreement with PCSSC wherein the latter will render barging services to the former for a monthly charter fee amounting to P2.6 million per LCT, subject to renewal upon mutual agreement of the parties. The charter fee incurred amounting to P81.3 million, P82.6 million and P100.4 million in 2021, 2020, and 2019, respectively.
- d. On November 9, 2016, the Parent Company entered into a Deed of Guarantee with Baiyin International Investment Ltd. (BIIL) to serve as a guarantor for the loan made by INC, a subsidiary of SPNVI, with BIIL. As guarantor, the Parent Company, irrevocably and conditionally, jointly and severally guarantees to BIIL the due and punctual payment and performance of INC in all secured obligations. Also, the Parent Company, undertakes to pay principal obligation of INC, if INC fails to pay its principal obligation and any of the secured obligations, as if it was the principal obligor (see Note 1). This Deed shall terminate on the date on which the secured obligations are irrevocably satisfied in full. On November 17, 2021, INC has fully settled its loan to BIIL, consequently, the deed of guarantee with BIIL is also terminated upon full settlement of the loan.
- e. On December 18, 2019, the Parent Company executed various Deed of Assignments of intercompany balances as follows:
  - Deed of assignment executed with INC wherein INC assigned all its rights, titles, and interests on its advances to SSI in favor of the Parent Company amounting to P158.7 million.
  - Deed of assignment executed with PGMC wherein PGMC assigned all its rights, titles, and interests on its advances in favor of the Parent Company amounting to P934.2 million.
- f. On January 21, 2020, FSLC and FSC entered into a lease agreement which allows FSC to occupy FSLC's parcel of land located in Mariveles, Bataan for a period of twenty-five (25) years, renewable upon mutual agreement of both parties, and for a monthly consideration amounting to P5.0 per square meter. The lease period will commence upon the start of commercial operations of FSC. Rental revenue eliminated amounting to P5.4 million in 2021 and P5.0 million in 2020.
- g. On December 29, 2021, SNPSI entered into a loan agreement with PGMC amounting to P30.0 million to assist the former's port development and operations in Bataan. The loan is payable within one (1) year from the execution of the loan agreement and is subject to an interest rate of seven percent (7%) per annum.
- h. On December 30, 2020, the PGMC's BOD and stockholders approved the declaration of cash dividends amounting to P47.50 per share to stockholders of record as at December 30, 2020 to be paid not later than March 31, 2021 amounting to P1,230.2 million. The dividends were settled by offsetting the cash advances to stockholders under "Advances to related parties" amounting to P1,170.6 million. As at December 31, 2020, the cash dividends eliminated amounting to P59.7 million. The cash dividends payable was fully settled in 2021.
- i. On December 31, 2021, PGMC's BOD and stockholders approved the declaration of cash dividends amounting to P57.00 per share for stockholders of record as at December 31, 2021 to be paid not later than March 31, 2022. Portion of the cash dividends payable was settled by offsetting the cash advances to the Parent Company amounting to P1,442.6 million. As at December 31, 2021, the cash dividends payable eliminated amounting to P33.5 million.



- j. The Group made advances to its related parties to support their working capital requirements. As at December 31, 2021 and 2020, advances to related parties amounting to P2,764.5 million and P2,765.5 million, respectively, were guaranteed by the major stockholder of the Group's related parties. In the event these related parties are unable to settle the advances when demanded, the guarantor will pay the liabilities in which the obligations are expressed.
- k. Key management personnel are those persons having authority and responsibility for planning, directing and controlling the activities of the Group, directly or indirectly, including any director (whether executive or otherwise) of the Group. The short-term benefits of key management personnel of the Group in 2021, 2020 and 2019 amounting to P74.4 million, P79.3 million and P97.1 million, respectively. The post-employment benefits of key management personnel of the Group amounting to P41.0 million, P44.3 million and P32.2 million in 2021, 2020 and 2019, respectively.

### 30. Income Taxes

#### *Corporate Recovery and Tax Incentives for Enterprises Act* or "CREATE"

President Rodrigo Duterte signed into law on March 26, 2021 the CREATE Act to attract more investments and maintain fiscal prudence and stability in the Philippines. RA 11534 or the CREATE Act introduces reforms to the corporate income tax and incentives systems. It took effect 15 days after its complete publication in the Official Gazette or in a newspaper of general circulation or April 11, 2021.

The following are the key changes to the Philippine tax law pursuant to the CREATE Act which have an impact on the Group:

- Effective July 1, 2020, RCIT rate is reduced from 30% to 25% for domestic and resident foreign corporations. For domestic corporations with net taxable income not exceeding P5 million and with total assets not exceeding P100 million (excluding land on which the business entity's office, plant and equipment are situated) during the taxable year, the RCIT rate is reduced to 25%.
- MCIT rate is reduced from 2% to 1% of gross income effective July 1, 2020 to June 30, 2023.
- Qualified export enterprises shall be entitled to four (4) to seven (7) years ITH to be followed by ten (10) years 5% special corporate income tax (SCIT) or enhanced deductions (ED).
- Qualified domestic market enterprises shall be entitled to four (4) to seven (7) years ITH to be followed by five (5) years ED.

As clarified by the Philippine FRSC in its Philippine Interpretations Committee Q&A No. 2020-07, the CREATE Act was not considered substantively enacted as at December 31, 2020 even though some of the provisions have retroactive effect to July 1, 2020. The passage of the CREATE Act into law on March 26, 2021 is considered as a non-adjusting subsequent event in 2020. Accordingly, current and deferred taxes as of and for the year ended December 31, 2020 continued to be computed and measured using the applicable income tax rates as at December 31, 2020 (i.e., 30% RCIT/2% MCIT) for financial reporting purposes.

Applying the provisions of the CREATE Act, the Group's RCIT and MCIT rates were reduced to 25% and 1%, respectively, in 2021. In addition, the Group's deferred taxes were reduced as a result of the reduction in corporate income tax rates.

#### *Current and Deferred Taxes*

The current provision for income tax represents RCIT in 2021, 2020 and 2019. It also represents amounts which are expected to be paid to different taxation authorities, the BIR and the Inland Revenue Department (IRD) in HK.

For the BIR, the reconciliation between income before income tax computed at the statutory income tax rate and the provision for income tax at the effective income tax rate as shown in the consolidated statements of comprehensive income is as follows:

	2021	2020	2019
Income before tax computed at statutory income tax rate	P508,464	P639,525	P414,473
Add (deduct) tax effects of:			
Expiration of deferred tax asset on NOLCO	24,289	33,273	35,952

(Forward)



	2021	2020	2019
Nondeductible expenses:			
Share in net loss (income) of investment in associates	P13,029	(P10,723)	P12,439
Taxes	1,903	1,449	5,399
Interest expense	112	460	813
Change in:			
Income tax rate	(42,961)	-	-
Unrecognized deferred tax assets	(7,616)	(8,556)	(16,232)
Loss on remeasurement of investment in an associate	10,356	-	-
Provision for impairment losses on input VAT	828	38,067	-
Interest income already subjected to final tax	(525)	(1,043)	(1,842)
Accretion income	(173)	-	-
Others	97	6,570	583
	<b>P507,803</b>	<b>P699,022</b>	<b>P451,585</b>

For the IRD, the reconciliation between income before income tax computed at HK profit tax rate and the provision for income tax at the effective income tax rate as shown in the consolidated statements of comprehensive income is as follows:

	2021	2020	2019
Income before tax computed at HK profits tax rates* of:			
8.25% (First HK\$ 2.0 million)	P1,045	P1,055	P1,089
16.5% (Over HK\$ 2.0 million)	78,299	85,847	73,707
Add (deduct) tax effects of:			
Nondeductible expenses	1,714	2,273	2,160
Nontaxable income	(45)	(371)	(60)
Depreciation allowances	-	(170)	(248)
Overprovision of tax in prior year	-	-	(132)
	<b>P81,013</b>	<b>P88,634</b>	<b>P76,516</b>

\*The two-tiered profits tax rates regime was implemented by the IRD commencing from the year of assessment 2018/19. Under the regime, the first HK\$ 2.0 million of profits has been taxed at 8.25% while the remaining profits continued to be taxed at the existing 16.5% tax rate.

The components of the Group's net deferred tax assets are as follows:

	2021	2020
Deferred tax assets:		
Provision for mine rehabilitation and decommissioning	P76,354	P98,580
Allowance for impairment losses on:		
Trade and other receivables	66,428	79,713
Inventories	1,883	1,786
Depreciation of right-of-use asset	18,778	4,319
Cumulative translation adjustment directly recognized in OCI	-	19,272
Retirement obligation recognized in profit or loss	6,920	11,213
Accrued taxes	2,620	3,380
NOLCO	2,298	2,757
MCTT	-	52
	<b>P175,281</b>	<b>221,072</b>
Deferred tax liabilities:		
Undepleted asset retirement obligation	(33,593)	(55,125)
Lease payments	(15,364)	(3,746)
Retirement obligation directly recognized in OCI	(14,568)	(3,689)

(Forward)



	2021	2020
Currency translation adjustment recognized directly in OCI	(P6,370)	P-
Unrealized foreign exchange losses - net	(5,756)	-
Rental income	(2,614)	(1,500)
Unrealized foreign exchange gains - net	(763)	(3,890)
	<b>(79,028)</b>	<b>(67,950)</b>
Deferred tax assets - net	<b>P96,253</b>	<b>P153,122</b>

On September 30, 2020, the BIR issued Revenue Regulations (RR) No. 25-2020 implementing Section 4(bbbb) of "Bayanihan to Recover As One Act" which states that the NOLCO incurred for taxable years 2020 and 2021 can be carried over and claimed as a deduction from gross income for the next five (5) consecutive taxable years immediately following the year of such loss. As a result of the enactment of CREATE, the Group's deferred tax assets and deferred tax liabilities were lowered by P50,974.2 million and P8.0 million, respectively, in 2021.

As of December 31, 2021, the Group has incurred NOLCO before taxable year 2021 which can be claimed as deduction from the regular taxable income for the next applicable taxable years, as follows:

Year Incurred	Availment Period	Amount	NOLCO Applied Previous Year/s	NOLCO Expired	NOLCO Applied Current Year	NOLCO Unapplied
2018	2019-2021	P97,153	P-	P97,153	P-	P-
2019	2020-2022	75,322	-	-	-	75,322
		<b>P172,475</b>	<b>P-</b>	<b>P97,153</b>	<b>P-</b>	<b>P75,322</b>

As at December 31, 2021, the Group has incurred NOLCO which can be claimed as deduction from the regular taxable income for the next five (5) consecutive taxable years pursuant to the Bayanihan to Recover As One Act, as follows:

Year Incurred	Availment Period	Amount	NOLCO Applied Previous Year/s	NOLCO Expired	NOLCO Applied Current Year	NOLCO Unapplied
2020	2021-2025	P61,737	P-	P-	P-	P61,737
2021	2022-2026	41,606	-	-	-	41,606
		<b>P103,343</b>	<b>P-</b>	<b>P-</b>	<b>P-</b>	<b>P103,343</b>

The Group does not have excess MCIT that can be claimed as deduction from income tax due as at December 31, 2021 and 2020.

The Group has availed of the itemized deductions method in claiming its deductions in 2021, 2020 and 2019.

### 31. Financial Risk Management Objectives and Policies and Capital Management

The Group's financial instruments mainly consist of cash equivalents, trade receivables, advances to contractors and interest receivables under "Trade and other receivables", advances to related parties and restricted cash under "Other noncurrent assets", trade and other payables (excluding statutory payables), loans payable, lease liabilities under PFRS 16, advances from related parties and payable to BNVI and previous stockholders of CNMEC which are under "Other noncurrent liabilities". The main purpose of these financial instruments is to raise funds and maintain continuity of funding and financial flexibility for the Group. The Group has other financial assets and liabilities such as trade receivables and interest receivable under "Trade and other receivables", restricted cash previously under "Prepayments and other current assets" and currently under "Other noncurrent assets", trade and other payables and advances from related parties, which directly arise from its operations.



The main risks arising from the Group's financial instruments are market, credit and liquidity risk. The BOD and management review and agree on the policies for managing each of these risks which are summarized below.

#### Market Risk

Market risk is the risk of loss to future earnings, to fair values or to future cash flows that may result from changes in the price of a financial instrument. The value of a financial instrument may change as a result of changes in foreign currency exchange rates, interest rates and equity prices.

#### Foreign Exchange Risk

Foreign exchange risk is the risk to earnings arising from changes in foreign exchange rates.

The Group has transactional currency exposures. The Group's exposure to foreign currency risk pertains to US\$-denominated and HK\$-denominated financial assets and liabilities which primarily arise from export sales of mineral products, loan with TCB and other loans payable.

To mitigate the effects of foreign currency risk, the Group seeks to accelerate the collection of foreign currency-denominated receivables and the settlement of foreign currency-denominated payables, whenever practicable. Also, foreign exchange movements are monitored on a daily basis via Bankers Association of the Philippines for US\$-denominated accounts and Bangko Sentral ng Pilipinas for HK\$-denominated accounts.

The Group's foreign currency-denominated financial assets and liabilities and their Philippine Peso equivalents as at December 31, 2021 and 2020 are as follows:

	2021			2020		
	US\$ Amount	HK\$ Amount	Peso Equivalent	US\$ Amount	HK\$ Amount	Peso Equivalent
<b>Financial Assets:</b>						
Cash in banks	US\$32,432	HK\$257,907	₱2,770,083	US\$21,108	HK\$181,836	₱1,800,851
Trade receivables	3,582	8,926	239,803	1,966	1,785	105,463
Restricted cash previously under "Prepayment and other current assets" and currently under "Other noncurrent assets"	1	11,785	77,176	1	29,148	180,448
	<b>US\$36,015</b>	<b>HK\$278,618</b>	<b>₱3,087,062</b>	<b>US\$23,075</b>	<b>HK\$212,769</b>	<b>₱2,086,762</b>
	2021			2020		
	US\$ Amount	HK\$ Amount	Peso Equivalent	US\$ Amount	HK\$ Amount	Peso Equivalent
<b>Financial Liabilities:</b>						
Trade and other payables	US\$2,632	HK\$763	₱138,620	US\$1,223	HK\$213	₱186,927
Loans payable	15,000	-	450,216	9,375	-	450,216
	<b>17,632</b>	<b>763</b>	<b>588,836</b>	<b>10,598</b>	<b>213</b>	<b>637,143</b>
<b>Net Financial Assets (Liabilities)</b>	<b>US\$18,383</b>	<b>HK\$277,855</b>	<b>₱2,498,226</b>	<b>US\$12,477</b>	<b>HK\$212,556</b>	<b>₱1,449,619</b>

The exchange rates used for the conversion of US\$1.00 to peso equivalent were ₱50.77 and ₱48.04 as at December 31, 2021 and 2020, respectively. The exchange rates used for the conversion of HK\$1.00 to peso equivalent were ₱6.55 and ₱6.19 as at December 31, 2021 and 2020, respectively.





The following table demonstrates the sensitivity to a reasonably possible change in the US\$ and HK\$ exchange rates, with all other variables held constant, of the Group's income before income tax (due to changes in revaluation of financial assets and liabilities) for the years ended December 31, 2021, 2020 and 2019.

	US\$ Appreciates/ Depreciates by	Effect on Income Before Income Tax US\$	HK\$ Appreciates/ Depreciates by	Effect on Income Before Income Tax HK\$
<b>December 31, 2021</b>	<b>(0.31)</b>	<b>(P5,607)</b>	<b>(0.03)</b>	<b>(P8,614)</b>
	<b>0.65</b>	<b>11,921</b>	<b>0.07</b>	<b>18,450</b>
December 31, 2020	(0.47)	(P892,922)	(0.32)	(P340,098)
	0.09	170,985	0.36	380,568
December 31, 2019	(0.63)	P31,042	(0.07)	P70,325
	0.61	(29,934)	0.08	(80,371)

There is no other effect on the Group's equity other than those already affecting the consolidated statements of comprehensive income.

#### Interest Rate Risk

Interest rate risk is the risk that the fair value of future cash flows of a financial instrument will fluctuate because of changes in market interest rates.

The Group's exposure to the risk for changes in interest primarily relates to its loan with banks with floating interest rate.

The Group regularly monitors interest rates movements to assess exposure impact. Management believes that cash generated from operations is sufficient to pay its obligations under the loan agreements as they fall due.

The terms and maturity profile of the interest-bearing financial assets and liabilities as at December 31, 2021 and 2020, together with their corresponding nominal interest rate and carrying values are shown in the following table:

2021	Nominal Interest Rate	Less than 6 Months	6 to 12 Months	1 to 2 Years	More than 2 Years	Total
Cash in banks	Various	P3,748,037	P-	P-	P-	P3,748,037
Short-term cash investments	1.5%-6%	72,129	-	-	-	72,129
Loans Payable	6.3% to 9.5%	-	-	-	-	-
	9.5 %	-	-	-	-	-
	LIBOR plus 3.5%	-	95,201	190,403	476,006	761,610
	6.50%	89,880	-	-	-	89,880
	7.12-7.14%	47,766	-	-	-	47,766
2020	Nominal Interest Rate	Less than 6 Months	6 to 12 Months	1 to 2 Years	More than 2 Years	Total
Cash in banks	Various	P2,378,678	P-	P-	P-	P2,378,678
Short-term cash investments	1.5%-6%	71,979	-	-	-	71,979
Loans Payable	6.3% to 9.5%	5,189	511	-	-	5,700
	9.5 %	2,981	1,469	-	-	4,450
	LIBOR plus 3.5%	450,337	-	-	-	450,337
	6.50%	-	-	-	-	-
	7.12-7.14%	-	-	-	-	-





The following table sets forth, for the year indicated, the impact of a reasonably possible change in interest rate for the years ended December 31, 2021, 2020 and 2019 in the consolidated statements of comprehensive income (through the impact of floating rate borrowings):

	Increase/Decrease in Basis Points	Effect on Income Before Income Tax
<b>December 31, 2021</b>	<b>+100</b>	<b>(P29,209)</b>
	<b>-100</b>	<b>29,209</b>
December 31, 2020	+100	(P19,902)
	-100	19,902
December 31, 2019	+100	(P6,646)
	-100	6,646

There is no other effect on the Group's equity other than those already affecting the consolidated statements of comprehensive income.

#### *Equity Price Risk*

Equity price risk is the risk to earnings or capital arising from changes in stock prices relating to the Group's quoted equity instrument in OPRGI which is traded in the PSE and classified as "Financial asset at FVOCI" under "Other noncurrent assets".

The Group's policy is to maintain the risk to an acceptable level. Movement in share price is regularly monitored to determine the effect on the Group's financial position.

The table below shows the sensitivity to a reasonably possible change in equity prices on quoted equity instrument as at December 31, 2021 and 2020. The equity impact is arrived using the reasonably possible change of the relevant market indices and the specific adjusted beta of each stock the Group holds. Adjusted beta is the forecasted measure of the volatility of a security or a portfolio in comparison to the market as a whole.

	Average Change in Market Indices	Sensitivity to Equity
<b>2021</b>	<b>(2.04%)</b>	<b>P37</b>
	<b>2.04%</b>	<b>(37)</b>
2020	(1.54%)	P29
	1.54%	(29)

#### *Credit Risk*

Credit risk is the risk that a counterparty will not meet its obligations under a financial instrument or customer contract, leading to a financial loss. The Group is exposed to credit risk from its operating activities (primarily for trade receivables) and from its financing activities, including deposits in banks and financial institutions, foreign exchange transactions and other financial instruments.

The Group only trades with recognized, reputable and creditworthy third parties and/or only transacts with institutions and/or banks which have demonstrated financial soundness. It is the Group's policy that all customers who wish to trade on credit terms are subject to credit verification procedures. In addition, export buyers are required to pay via LC issued by reputable banks with the result that Group's exposure to bad debts is not significant. Also, the Group, in some circumstances, requires advances from customers. Since the Group only trades with recognized third parties, there is no requirement for collateral.

#### *Credit Risk Exposure*

With respect to credit risk arising from cash and cash equivalents, trade and other receivables, advances to related parties, restricted cash and financial assets at FVOCI under "Other noncurrent assets", the Group's exposure to credit risk arises from default of the counterparty, with a maximum exposure equal to the carrying amount of these instruments.

#### *Cash in banks, Restricted cash and Financial assets at FVOCI under "Other noncurrent asset"*

In determining the credit risk exposure for cash in banks, restricted cash and financial assets at FVOCI under "Other noncurrent asset", the Group has established probability of default rates based on available credit ratings published by third-party credit rating agencies. The credit ratings already considered the forward-looking information. When a counterparty does not have published credit ratings, the Group benchmarks the credit ratings of comparable



companies, adjusted to account for the difference in size and other relevant metrics. While cash in banks and short-term cash investments are also subject to the impairment requirements of PFRS 9, the identified impairment loss was immaterial.

#### *Trade and other receivables*

For trade and other receivables, an impairment analysis is performed at each reporting date using a provision matrix to measure ECL. The provision rates are based on days past due for groupings of various customer segments with similar loss patterns. The calculation reflects the probability-weighted outcome, the time value of money and reasonable and supportable information that is available at the reporting date about past events, current conditions and forecasts of future economic conditions. The maximum exposure to credit risk at the reporting date is the carrying value of each class of financial assets. Allowance for ECL on trade and other receivables amounting to 265.7 million as at December 31, 2021 and 2020.

Below is the ECL for trade and other receivables:

2021	Current	Less than 30 days	Less than 60 days	Less than 90 days	More than 90 days	Total
Expected credit loss rate	0%	0%	0%	0%	100%	
Estimated total gross carrying amount as default	P63,348	P-	P-	P-	P265,712	P329,060
ECL	P63,348	P-	P-	P-	P265,712	P329,060

2020	Current	Less than 30 days	Less than 60 days	Less than 90 days	More than 90 days	Total
Expected credit loss rate	0%	0%	0%	0%	100%	
Estimated total gross carrying amount as default	P126,727	P-	P-	P-	P265,712	P392,439
ECL	P126,727	P-	P-	P-	P265,712	P392,439

#### *Advances to related parties*

ECL on advances to related parties are assessed based on either 12-month or lifetime ECL. The Group considers reasonable and supportable information such as historical experience and forward-looking information available at each reporting period to determine whether there has been a significant increase in credit risk since initial recognition. The Group determines the realizable amount of advances to related parties based on cashflow forecast, which includes the use of projected sales volume, commodity prices, production costs and foreign exchange rates. The allowance for ECL on related parties is nil since the Group's expected cash flows to be received exceeds the contractual cash flows due.

#### *Credit Quality of Financial Assets*

The credit quality of financial assets is managed by the Group using credit ratings and is classified into three: High grade, which has no history of default; Standard grade, which pertains to accounts with history of one or two defaults; and Substandard grade, which pertains to accounts with history of at least three payment defaults or no repayment dates.

Accordingly, the Group has assessed the credit quality of the following financial assets:

- Cash in banks, short-term cash investments, interest receivable and restricted cash are considered high grade since these are deposited in/or to be received from local and foreign banks.
- Trade receivables, which mainly pertain from sale of nickel ore, are assessed as high grade since the customers have good financial capacity. Trade receivables which are not foreseen to be collected have already been impaired and are classified as substandard grade.
- Advances to contractors are currently assessed as substandard grade since these have no repayment dates and these have already been impaired.
- Amounts owed by related parties are advances that are due and demandable. The advances are secured with financial guarantee contract. Management assesses the quality of these assets as high grade.
- Financial asset at FVOCI under "Other noncurrent assets" is an investment that can be traded to and from companies with good financial capacity, making the investment secured and realizable. Management assessed the quality of this asset as high grade.



The Group has no significant concentration of credit risk in relation to its financial assets. The Group's maximum exposure to credit risk for its financial assets as at December 31, 2021 and 2020 is the carrying amounts as per the statement of financial position.

#### Liquidity Risk

Liquidity risk arises from the possibility that the Group may encounter difficulties in raising funds to meet commitments from financial instruments.

The Group's objective is to maintain sufficient funding to finance mining activities through internally generated funds and availing of existing credit lines with banks. The Group considers its available funds and its liquidity in managing its long-term financial requirements. For its short-term funding, the Group's policy is to ensure that there are sufficient capital inflows to match repayments of short-term debts. The Group regularly evaluates its projected and actual cash flow information and continuously assesses conditions in the financial markets.

The tables below summarize the maturity profile of the Group's financial liabilities as at December 31, 2021 and 2020 based on contractual undiscounted payments.

2021	On Demand	Less than 3 Months	3 to 6 Months	6 to 12 Months	1 to 2 Years	More than 2 Years	Total
Loans Payable	P137,646	P-	P-	P95,201	P190,403	P476,006	P899,256
Trade and other payables:							
Trade*	566,203	-	-	-	-	-	566,203
Accrued expenses*	38,307	-	-	-	-	-	38,307
Nontrade	30,426	-	-	-	-	-	30,426
Dividends payable	21,562	-	-	-	-	-	21,562
Interest payable	5,662	-	-	-	-	-	5,662
Advances from related parties	235,861	-	-	-	-	-	235,861
Other noncurrent liabilities:							
Payable to stockholders of CNMEC	-	-	-	-	356,402	-	356,402
Payable to BNVI	-	-	-	-	165,566	-	165,566
<b>Total</b>	<b>P1,035,667</b>	<b>P-</b>	<b>P-</b>	<b>P95,201</b>	<b>P712,371</b>	<b>P476,006</b>	<b>P2,319,245</b>

\*Excluding payables to government

2020	On Demand	Less than 3 Months	3 to 6 Months	6 to 12 Months	1 to 2 Years	More than 2 Years	Total
Loans Payable	P-	P4,313	P454,194	P1,980	P-	P-	P460,487
Trade and other payables:							
Trade*	108,650	-	-	-	-	-	108,650
Advances from Huarong	168,596	-	-	-	-	-	168,596
Accrued expenses*	45,276	-	-	-	-	-	45,276
Nontrade	13,291	-	-	-	-	-	13,291
Dividends payable	20,238	-	-	-	-	-	20,238
Interest payable	-	-	-	-	-	-	-
Advances from related parties	394,536	-	-	-	-	-	394,536
Other noncurrent liabilities:							
Payable to stockholders of CNMEC	-	-	-	-	366,463	-	366,463
Payable to BNVI	-	-	-	-	165,566	-	165,566
<b>Total</b>	<b>P750,587</b>	<b>P4,313</b>	<b>P454,194</b>	<b>P1,980</b>	<b>P532,029</b>	<b>P-</b>	<b>P1,743,103</b>

\*Excluding payables to government



The tables below summarize the maturity profile of the financial assets used by the Group to manage its liquidity risk as at December 31, 2021 and 2020.

2021	On Demand	Less than 3 Months	3 to 6 Months	6 to 12 Months	1 to 2 Years	More than 2 Years	Total
<b>Cash and cash equivalents:</b>							
Cash on hand	P1,011	P-	P-	P-	P-	P-	P1,011
Cash in banks	3,748,037	-	-	-	-	-	3,748,037
Short-term cash investments	72,129	-	-	-	-	-	72,129
<b>Trade and other receivables:</b>							
Trade receivable	209,260	-	-	-	-	-	209,260
Advances to contractors	92,588	-	-	-	-	-	92,588
Officers, employees, and others	27,212	-	-	-	-	-	27,212
<b>Advances to related parties:</b>							
Stockholders	1,867,385	-	-	-	-	-	1,867,385
Affiliates with common officers, directors and stockholders	805,330	-	-	-	-	-	805,330
Associate	91,799	-	-	-	-	-	91,799
Restricted cash under Other noncurrent asset*	-	-	-	-	-	77,176	77,176
Financial asset at FVOCI under "Other noncurrent assets"	3,290	-	-	-	-	-	3,290
<b>Total</b>	<b>P6,918,041</b>	<b>P-</b>	<b>P-</b>	<b>P-</b>	<b>P-</b>	<b>P77,176</b>	<b>P6,995,217</b>
<b>2020</b>							
<b>Cash and cash equivalents:</b>							
Cash on hand	P909	P-	P-	P-	P-	P-	P909
Cash in banks	2,378,678	-	-	-	-	-	2,378,678
Short-term cash investments	71,979	-	-	-	-	-	71,979
<b>Trade and other receivables:</b>							
Trade receivable	275,853	-	-	-	-	-	275,853
Advances to contractors	106,502	-	-	-	-	-	106,502
Officers, employees, and others	10,084	-	-	-	-	-	10,084
<b>Advances to related parties:</b>							
Stockholders	2,162,156	-	-	-	-	-	2,162,156
Affiliates with common officers, directors and stockholders	511,588	-	-	-	-	-	511,588
Associate	91,799	-	-	-	-	-	91,799
Restricted cash under Other noncurrent asset*	-	-	-	-	-	180,448	180,448
Financial asset at FVOCI under "Other noncurrent assets"	3,374	-	-	-	-	-	3,374
<b>Total</b>	<b>P5,612,922</b>	<b>P-</b>	<b>P-</b>	<b>P-</b>	<b>P-</b>	<b>P180,448</b>	<b>P5,793,370</b>

#### Capital Management

The primary objective of the Group's capital management is to ensure that it maintains sufficient cash balances and strong credit rating to support its business and to maximize stockholders' value.



The Group manages its capital structure and makes adjustments to it after carefully considering changes in the economic environment. To maintain or adjust the capital structure, the Group may utilize the following: (a) obtain additional stockholders' advances to augment capital, (b) issue new shares, and (c) return capital to stockholders if and when feasible. No changes were made in the objectives, policies or processes in 2021 and 2020.

The Group monitors capital using the monthly cash flows and financial statements. It is the policy of the Group to maintain a positive cash flow from operations. The Group determines the inflows from operations for the analysis of its cash position in order to pay currently maturing obligations. The Group places reliance on sales projections and cost management in addressing cash flow concerns.

The Group likewise monitors certain ratios respective of the loan covenants it signed for credit facility obtained for the Surigao mining operations financing as well as for capital expenditure purposes.

### 32. Fair Value Measurement

*Cash and cash equivalents, Trade receivables, Advances to contractors and Interest receivables under "Trade and other receivables" and Trade and other payables*

The carrying amounts of cash and cash equivalents, trade receivables, advances to contractors and interest receivable under "Trade and other receivables" and trade and other payables approximate their fair values due to the short-term nature of these accounts.

*Restricted cash under "Other noncurrent assets"*

The carrying amounts approximate their fair values since these are restricted cash in banks which earn interest based on prevailing market rates repriced monthly.

*Financial asset at FVOCI under "Other noncurrent assets"*

The fair value of quoted equity instrument is determined by reference to the market closing quotes at the end of the reporting period.

*Advances to and from related parties and Payable to previous stockholders of CNMEC and BNV1 under "Other noncurrent liabilities"*

Advances to and from related parties and payable to previous stockholders of CNMEC and BNV1 do not have fixed repayment terms. As such, their carrying amounts approximate their fair values.

*Loans Payable*

The fair value of loans payable is estimated using the discounted cash flow methodology using the benchmark risk free rates for similar types of loans and borrowings, except for variable-rate borrowings which are repriced quarterly.

*Finance lease liabilities (prior to adoption of PFRS 16)*

The fair value of finance lease liabilities approximates its carrying value given that it is valued on discount rates on the same year. The fair value of finance lease liabilities is based on the present value of contractual cash flows discounted at market adjusted rates.

*Lease Liabilities (upon adoption of PFRS 16)*

The carrying amount of lease liabilities are carried at present value due to the long-term nature of the account. The fair value of lease liabilities was computed by discounting the expected cash flows within EIR ranging from 2.5% to 7.3%. The computed fair value approximates its carrying amount.

#### Fair Value Hierarchy

All assets and liabilities for which fair value is measured or disclosed in the consolidated financial statements are categorized within the fair value hierarchy as follows:

2021	Carrying Amount	Level 1	Level 2	Level 3	Total
<i>Asset measured at fair value:</i>					
Financial asset at FVOCI	P3,290	P3,290	P-	P-	P3,290
<i>Liabilities for which fair values are disclosed:</i>					
Loans payable	P899,256	P-	P-	P899,256	P899,256
Lease liabilities	506,968	-	-	506,968	506,968
	<b>P1,406,224</b>	<b>P-</b>	<b>P-</b>	<b>P1,406,224</b>	<b>P1,406,224</b>





2020	Carrying Amount	Level 1	Level 2	Level 3	Total
<i>Asset measured at fair value:</i>					
Financial asset at FVOCI	P3,374	P3,374	P-	P-	P3,374
<i>Liabilities for which fair values are disclosed:</i>					
Loans payable	P460,487	P-	P-	P460,487	P460,487
Lease liabilities	94,081	-	-	94,081	94,081
	P554,568	P-	P-	P554,568	P554,568

There were no transfers between levels of fair value measurement as at December 31, 2021 and 2020.

### 33. Significant Agreements

#### Deed of Guarantee

On November 9, 2016, the Parent Company entered into a Deed of Guarantee with BIL to serve as a guarantor for the loan availed by INC, a subsidiary of SPNVI, with BIL. As guarantor, the Parent Company, irrevocably and conditionally, jointly and severally guarantees to BIL the due and punctual payment and performance of INC in all secured obligations. Also, the Parent Company, undertakes to pay the principal obligation of INC, if INC fails to pay its principal obligation and any of the secured obligations, as if it was the principal obligor. This Deed shall terminate on the date on which the secured obligations are irrevocably satisfied in full. On November 17, 2021, INC has fully settled its loan to BIL, consequently, the deed of guarantee with BIL is also terminated upon full settlement of the loan.

#### Ore Supply Agreements

Revenue from contracts with customers is recognized when the Group satisfies an identified performance obligation by transferring the promised goods to a customer. The performance obligation is satisfied at point in time when the beneficiated nickel ore passes the rail of the vessel since all risk of loss, damage and/or destruction to the ore delivered is borne by the customer upon loading. Revenue from contracts with Chinese customers excluding the net demurrage amounting to P7,708.1 million, P7,262.6 million and P6,654.6 million in 2021, 2020 and 2019, respectively.

#### Operating Agreements

##### SIRC

On September 15, 2006, PGM entered into an operating agreement with SIRC, subsidiary and holder of rights to the mining tenements located in the Surigao provinces. SIRC grants PGM exclusive privilege and right to occupy, explore, develop, utilize, mine, mill, beneficiate and undertake activities within the areas in the Cagdianao mining tenement covered under MPSA No. 007-92-X for a period of 25 years.

For purposes of royalty obligation, PGM adopts the royalty agreement entered into by SIRC with CMDC. PGM shall pay CMDC royalty fees of 3% to 7% of gross receipts determined through freight on board price from the sale of nickel ore mined and produced from the Cagdianao mining properties.

On April 17, 2018, the BOD approved the renegotiation of royalty fees as agreed under the Royalty Agreement dated November 17, 2010, executed by and between CMDC and the Group, with conformity of SIRC. This resulted into an Amended Royalty Agreement, by mutual consent of both parties, containing the lower royalty base rates equivalent to 2% to 5%.

Total royalty fees incurred to CMDC amounting to P356.7 million, P298.9 million and P230.1 million and in 2021, 2020 and 2019, respectively (see Note 23).

##### Service Contract - CAGA 1, 2, 3 and 4

In 2021, the Group entered into service contracts with Anseca Dev't Corporation, Best Trucking & Transport Phil. Inc., Cagdianao Konstruct Development, Inc., CTB Engineering Construction, E.Z Mining Enterprises, Inc., MRMJ Earth Movers Corporation, Pazifik Ventures Trucking Service, Inc. and Queens Minerals Transport and Trading Corporation to operate the mining activities within CAGA 1, 2, 3 and 4 in Surigao, wherein the Group will pay the contractors for every tonne of ore shipped based on activities described in the Independent Mining Contractor Agreement and classification of ore.

Total contract hire incurred for CAGA 1, 2, 3 and 4 amounting to P1,538.8 million, P1,675.6 million and P1,935.9 million in 2021, 2020 and 2019, respectively (see Notes 6 and 21).





### 34. Other Matters

#### Mercantile Insurance Co., Inc. (MIC)

On November 6, 2017, the Regional Trial Court (RTC) of Makati ordered MIC to pay P183.3 million in relation to the insurance policy covering PGMC's property and equipment which were destroyed and deemed totally lost on October 3, 2011 due to an armed group which simultaneously raided and seized control of PGMC's mining complex. On December 11, 2017, PGMC and MIC filed a Motion for Partial Reconsideration and a Motion for Reconsideration, respectively. On December 18, 2017, MIC filed a Motion to Inhibit which was granted on January 11, 2018. In a Resolution dated May 9, 2018, the trial court: (a) affirmed the Decision dated November 6, 2017, which ordered MIC to pay PGMC the amount of P183.3 million; (b) denied MIC's Motion for Reconsideration; and (c) granted PGMC's Motion for Partial Reconsideration, ordering MIC to pay the following additional amounts: (i) interest at six percent (6%) per annum from the date of filing of the case on August 30, 2013 until the obligation is fully paid; (ii) P18.0 million by way of attorney's fees; and (iii) P4.5 million as costs of suit. MIC filed a Notice of Appeal, which was approved by the lower court.

Thus, on August 8, 2018, MIC filed its Appellant's Brief. On October 30, 2018, PGMC filed its Appellee's Brief. In a Decision dated December 4, 2019, the Court of Appeals (CA) granted MIC's Appeal and set aside the decision of the RTC. PGMC filed a Motion for Reconsideration on January 2, 2020; on October 6, 2020, however, PGMC received a Resolution from the CA denying its Motion for Reconsideration.

Considering that it only had fifteen (15) days or until October 21, 2020 to file its Petition for Review on Certiorari, on October 21, 2020, PGMC, in a motion, requested for an additional thirty (30) days or until November 20, 2020 to file its Petition for Review on Certiorari. On November 20, 2020, PGMC filed its Petition for Review on Certiorari with the Supreme Court (SC). On March 9, 2021, PGMC was notified that SC Third Division issued a Resolution: i) requiring MIC to file its Comment to the Petition, and ii) PGMC to submit proof of service of its Petition to MIC. PGMC complied with the Court's directive on March 11, 2021. On March 19, 2021, MIC filed a motion and requested to be given an additional fifteen (15) days or until April 4, 2021 to file its Comment to the Petition. On May 10, 2021, MIC filed its Comment to the Petition. Since the Comment contains erroneous, misleading, baseless and conclusory statements requiring refutation, on October 29, 2021, PGMC filed a Motion for Leave to Admit its Reply to MIC's Comment. To date, the Petition is still pending with SC Third Division.

### 35. Events After the End of the Reporting Period

#### Buyback Transactions

From January 1 to March 25, 2022, the Parent Company purchased from the market, a total of 10,440,000 common shares at the average price of P3.03 per share, pursuant to the approved buy-back program. The cumulative number of shares purchased from the date when the share buy-back program commenced is 1,000,068,414 shares with a total amount of shares repurchased of P2,448.9 million.

#### Registration with the BOI

On February 3, 2022, the BOI issued to PGMC the certification granting the renewal of its VAT zero-rated status. The certification is valid from January 1, 2022 up to December 31, 2022 unless sooner revoked by the BOI Governing Board.

#### Acquisition of Helicopter

On February 16, 2022, PGMC acquired a helicopter from Star Dragon Capital Investment, Ltd. a corporation organized and existing under Hong Kong laws, with address at Room 804, B/F Lap Fai Building, 608 Pottinger Street, Central, Hong Kong. The helicopter is designated as Airbus Helicopter EC130B4 with common mark and registration RP-C1368. The purchase price was US\$535,860. It is registered with the Civil Aviation Authority of the Philippines with Certificate of Registration number SN0003486 issued on April 16, 2013.



### 36. Supplemental Disclosure to Consolidated Statements of Cash Flows

The following table summarizes the changes in liabilities arising from financing activities:

	January 1, 2021	Availments/ Additions	Payments	Interest expense	Reclassification	Foreign exchanges	December 31, 2021
<b>Loans payable</b>							
Current	P460,487	P240,629	(P460,487)	P-	P-	P6,480	P247,109
Noncurrent	-	652,147	-	-	-	-	652,147
<b>Lease Liability</b>							
Current	56,213	67,738	(99,151)	22,103	17,822	-	64,725
Noncurrent	37,868	424,597	(2,400)	-	(17,822)	-	442,243
<b>Total liabilities from financing activities</b>	<b>P554,568</b>	<b>P1,385,111</b>	<b>(P562,038)</b>	<b>P22,103</b>	<b>P-</b>	<b>P6,480</b>	<b>P1,406,224</b>
	January 1, 2020	Availments/ Additions	Payments	Interest expense	Reclassification	Foreign exchanges	December 31, 2020
<b>Loans payable</b>							
Current	P212,175	P291,769	(P499,367)	P-	P484,853	(P28,943)	P460,487
Noncurrent	484,853	-	-	-	(484,853)	-	-
<b>Lease Liability</b>							
Current	27,331	30,759	(26,542)	2,079	22,586	-	56,213
Noncurrent	46,862	13,592	-	-	(22,586)	-	37,868
<b>Total liabilities from financing activities</b>	<b>P771,221</b>	<b>P336,120</b>	<b>(P525,909)</b>	<b>P2,079</b>	<b>P-</b>	<b>(P28,943)</b>	<b>P554,568</b>

Noncash financing and investing activities as at December 31, 2021 pertain to the following:

- a. Net increase in property and equipment as a result of the following transactions:
  - Change in estimated cost of asset retirement obligation due to change in interest and inflation rate amounting to P31.4 million.
  - Recognition of additional right-of-use asset amounting to P518.4 million.
  - Acquisition of SNPSI as a result of business combination amounting to P1,105.8 million.
  - Reclassification from mine exploration cost to mining properties under "Property and equipment" amounting to P115.8 million.
- b. Unrealized foreign exchange loss recognized on loans payable amounting to P6.5 million.
- c. Decrease in investment in associate due to the recognition of share in net loss amounting to P49.1 million and remeasurement of investment associate arising from business acquisition of SNPSI amounting to P41.4 million.
- d. Decrease in deposit for future acquisition due to the recognition of share in net loss of SPNVI amounting to P3.0 million.

Noncash financing and investing activities as at December 31, 2020 pertain to the following:

- e. Net increase in property and equipment as a result of the following transactions:
  - Change in estimated cost of asset retirement obligation due to change in exchange rates amounting to P68.0 million
  - Recognition of additional ROU asset amounting to P59.7 million.
  - Disposal of machineries and other equipment amounting to P0.7 million
  - Purchases made on account amounting to P4.7 million
- f. Unrealized foreign exchange loss recognized on loans payable amounting to P28.9 million.
- g. Increase in investment in associate due to the recognition of share in net income of SNSPI amounting to P36.2 million.
- h. Decrease in deposit for future acquisition due to the recognition of share in net loss of SPNVI amounting to P0.5 million.



### 37. Business Combination

On December 19, 2019, the Group acquired 40.05% of the share capital of SNPSI for P450.0 million cash, a company that operates the first purpose-built Dry Bulk Terminal located within the FAB in Mariveles and handles shipments of coal, clinker, silica sand and cement raw materials, as well as steel, fertilizer and other dry bulk cargoes. SNPSI has been acquired to facilitate port access and to accommodate the volume of operation of its subsidiary, PSC. The initial investment in SNPSI is classified as investment in an associate and is accounted for using the equity method.

On December 29, 2021, the Group acquired an additional 23.98% interest in SNPSI from NGL, an existing stockholder, for P192.0 million cash (see Note 1), resulting in 64.03% ownership in SNPSI and thereby gained control over SNPSI as at December 31, 2021.

The Group determined that it obtained control over SNPSI upon the execution of the Deed of Absolute Sale which was executed on December 29, 2021. As allowed under PFRS 3, *Business Combinations*, an entity may designate an acquisition date of the end or the beginning of a month (convenience date), the date on which it closes its books, rather than the actual acquisition date. The Group determined that the date of acquisition is on December 31, 2021 (convenience date) rather than the actual date the Deed of Absolute Sale was executed as there are no material transactions that occurred from December 29, 2021 and December 31, 2021.

#### Acquisition date fair values

The provisional fair values of identifiable assets acquired and liabilities assumed of SNPSI at the date of acquisition were:

<b>Assets</b>	
Cash	P33,280
Trade and other receivables	41,244
Spare parts and supplies	17,168
Prepayments and other current assets	11,076
Property and equipment	1,105,781
Computer software	4,454
Advances to suppliers and contractors	2,959
Other noncurrent assets	4,131
	<u>1,220,093</u>
<b>Liabilities</b>	
Trade and other payables	88,782
Loans payable	137,646
Retirement benefits liability	2,180
	<u>228,608</u>
<b>Total identifiable net assets at fair value</b>	<b>P991,485</b>

#### (a) Bargain purchase gain and loss remeasurement loss of investment in an associate

##### 23.98% Step Acquisition

Consideration paid for the 23.98% interest	P192,000
Fair value of the 40.05% previously held interest	397,090
Fair value of the 35.97% NCI	356,639
Total consideration	945,729
Fair value of identifiable net assets	991,485
<b>Bargain purchase gain</b>	<b>(P45,756)</b>

##### Remeasurement of 40.05% previously held equity method investment

Carrying value of investment in associate as at December 31, 2021	P438,516
Fair value of the 40.05% previously held interest	397,090
<b>Loss on remeasurement of investment in associate</b>	<b>P41,426</b>



**(b) Acquisition-date fair value of consideration transferred**

Cash paid/consideration transferred	P192,000
Direct costs relating to the acquisition	P750
<b>The cash outflow on acquisition is as follows:</b>	
Net cash acquired with the subsidiary	P33,280
Cash paid	(192,000)
<b>Net consolidated cash outflow</b>	<b>(P158,720)</b>

The fair values disclosed are provisional as at December 31, 2021. This is because the acquisition only occurred on December 31, 2021, and due to the complexity of the acquisition and the inherently uncertain nature of SNPSI, particularly in valuing nonfinancial assets, further work will be required to confirm the final fair values. The finalization of the valuation work required to determine the fair values of the assets and liabilities acquired will be completed within twelve (12) months of the acquisition date, at the latest.

In determining the provisional identifiable assets and liabilities of SNPSI, the Group has used the Cost Approach with reference to PFRS 13, *Fair Value Measurement*, allowed valuation techniques.

This transaction resulted in a provisional gain on a bargain purchase as the shares were valued based on the estimated construction cost of SNPSI's Facilities amounting to about P800.0 million and the corresponding 23.98% interest of which represents the consideration paid amounting to P192.0 million. If the acquisition had taken place at the beginning of 2021, revenue and net loss would have been increased by P142.9 million and P122.7 million, respectively for the year ended December 31, 2021.

**38. Operating Segment Information**

Operating segments are components of the Group that engage in business activities from which they may earn revenues and incur expenses, whose operating results are regularly reviewed by the Group's chief operating decision-maker (the BOD) to make decisions about how resources are to be allocated to the segment and assess their performances, and for which discrete financial information is available.

The Group's operating businesses are organized and managed separately according to the nature of the products and services provided, with each segment representing a strategic business unit that offers different products and serves different markets.

The Group conducts majority of its business activities in the following areas:

- The mining segment is engaged in the exploration, mining and exporting of nickel saprolite and limonite ore;
- The services segment is engaged in the chartering out of LCTs by PCSSC to PGMC and port services rendered by SNPSI to its customers; and
- The manufacturing segment includes FSC which is engaged in the manufacturing of iron steel bars and FSLC which is engaged in holding the real properties of FSC.

The Group's core business is the sale of nickel ore to external customers which accounted for the Group's total revenue. Accordingly, the Group's mining segment operates in two (2) geographical locations, Philippines and Hong Kong. The Group's manufacturing segment is incorporated to build a rebar steel rolling plant in Bataan, Philippines. Noncurrent assets of the Group comprising property and equipment, deposits for future acquisition, mine exploration costs, mining rights, and other noncurrent assets are located in the Philippines and Hong Kong.

All revenues of the Group in 2021, 2020 and 2019 are generated from external customers located in China. China is a top importer of nickel ore worldwide, as raw material for intermediate products for the manufacture of stainless steel, nickel pig iron, nickel cathodes, among others. Any slowdown in these sectors in China or in China's economy or outlook in general could result in lower Chinese demand for the Group's product. In the event that the demand for the Group's nickel ore from the Chinese customers materially decreases and the Group is unable to find new customers to replace the Chinese customers, the Group's business, results of operations, and financial condition could be materially and adversely affected.



Revenues from the major external customers of the Group are covered by ore supply agreement.

	2021	2020	2019
Baosteel Resources International Co., Ltd	<b>P965,708</b>	P1,070,626	P712,342
Guangdong Century Tsingshan Nickel Company Limited	<b>2,798,451</b>	-	1,163,038
Yeter International Limited	<b>1,028,510</b>	-	-
Viva Global Group, Ltd.	-	3,302,833	1,497,734
Eagle Rock Resources, Inc.	-	935,856	-
Recheer Resources (Singapore) Pte. Ltd.	-	-	1,149,665
	<b>P4,792,669</b>	<b>P5,309,315</b>	<b>P3,373,114</b>



Financial information on the operation of the various business segments for the years ended December 31, 2021, 2020 and 2019 are as follows:


	2021				Total
	Mining	Manufacturing	Services	Elimination	
External customers	P7,708,105	P-	P-	P-	P7,708,105
Intersegment revenues	2,790,306	-	81,345	(2,871,651)	-
Total revenues	10,498,411	-	81,345	(2,871,651)	7,708,105
Cost of sales	5,000,947	-	86,589	(2,800,533)	2,287,003
Excise taxes and royalties	1,043,457	-	-	-	1,043,457
Shipping and distribution	534,100	-	-	(81,345)	452,755
Segment operating earnings	3,919,907	-	(5,244)	10,227	3,924,890
General and administrative	708,174	11,463	14,612	-	734,249
Finance costs	(65,173)	-	(1)	-	(65,174)
Share in net income (loss) of investment in associates	(52,116)	-	-	-	(52,116)
Loss on remeasurement of investment in associate	(41,426)	-	-	-	(41,426)
Bargain purchase gain	-	-	-	45,758	45,758
Finance income	6,429	31	205	-	6,665
Other charges - net	(512,649)	3,051	-	(10,409)	(520,007)
Provision for (benefit from) income tax	586,428	1,877	511	-	588,816
Segment net income (loss)	1,960,370	(10,258)	(20,163)	45,576	1,975,525
Net income (loss) attributable to NCI	406	-	-	-	406
Segment net income (loss) attributable to equity holders	P1,959,964	(P10,258)	(P20,163)	P45,576	P1,975,119
Segment assets	P23,762,903	P451,290	P1,820,852	(P12,233,779)	P13,801,266
Deferred tax assets - net	103,703	(3,377)	4,891	(8,964)	96,253
Total assets	P23,866,606	P447,913	P1,825,743	(P12,242,743)	P13,897,519
Segment liabilities	3,452,420	P386,155	579,641	(P1,137,861)	P3,280,355
Capital expenditures	P904,919	P9,975	P1,125,028	P-	P2,039,922
Depreciation, depletion and amortization	P321,567	P513	P39,373	P-	P361,453





2020

	Mining	Manufacturing	Services	Elimination	Total
External customers	P7,262,574	P-	P-	P-	P7,262,574
Intersegment revenues	2,970,020	-	82,552	(3,052,572)	-
Total revenues	10,232,594	-	82,552	(3,052,572)	7,262,574
Cost of sales	5,296,675	-	79,965	(3,008,626)	2,368,014
Excise taxes and royalties	959,834	-	-	-	959,834
Shipping and distribution	513,652	-	-	(82,552)	431,100
Segment operating earnings	3,462,433	-	2,587	38,606	3,503,626
General and administrative	759,381	6,153	28,811	-	794,345
Finance costs	(54,920)	(1)	(1)	-	(54,922)
Share in net income of investment in associates	35,745	-	-	-	35,745
Finance income	6,800	58	560	-	7,418
Other charges - net	(3,463)	(2,250)	(147)	(38,606)	(44,466)
Provision for (benefit from) income tax	788,913	1,500	(2,757)	-	787,656
Segment net income (loss)	1,898,301	(9,846)	(23,055)	-	1,865,400
Net income attributable to NCI	375	(2,547)	-	-	(2,172)
Segment net income (loss) attributable to equity holders	P1,897,926	(P7,299)	(P23,055)	P-	P1,867,572
Segment assets	P21,607,913	P522,420	P350,821	(P11,059,740)	P11,421,414
Deferred tax assets - net	151,813	(1,500)	2,809	-	153,122
Total assets	P21,759,726	P520,920	P353,630	(P11,059,740)	P11,574,536
Segment liabilities	P2,542,762	P455,859	P2,188	(P539,235)	P2,461,574
Capital expenditures	P170,524	P72,739	P1,393	P-	P244,656
Depreciation, depletion and amortization	P305,169	P508	P35,037	P-	P340,714



2019

	Mining	Manufacturing	Services	Elimination	Total
External customers	P6,654,626	P-	P-	P-	P6,654,626
Intersegment revenues	2,681,651	-	100,396	(2,782,047)	-
Total revenues	9,336,277	-	100,396	(2,782,047)	6,654,626
Cost of sales	5,340,477	-	78,981	(2,681,565)	2,737,893
Excise taxes and royalties	843,027	-	-	-	843,027
Shipping and distribution	525,198	-	-	(100,396)	424,802
Segment operating earnings	2,627,575	-	21,415	(86)	2,648,904
General and administrative	653,902	9,687	11,653	-	675,242
Finance costs	(83,079)	(2)	(3)	-	(83,084)
Share in net loss of investment in associates	(41,464)	-	-	-	(41,464)
Finance income	9,213	3	735	-	9,951
Other charges - net	(27,339)	(156)	-	86	(27,409)
Provision for income tax	525,173	-	2,928	-	528,101
Segment net income (loss)	1,305,831	(9,842)	7,566	-	1,303,555
Net income attributable to NCI	277	(4,494)	-	-	(4,217)
Segment net income (loss) attributable to equity holders	P1,305,554	(P5,348)	P7,566	P-	P1,307,772
Segment assets	P20,846,650	P353,281	P373,151	(P11,017,260)	P10,555,822
Deferred tax assets - net	146,310	-	-	-	146,310
Total assets	P20,992,960	P353,281	P373,151	(P11,017,260)	P10,702,132
Segment liabilities	P3,256,388	P281,874	P1,463	(P484,109)	P3,055,616
Capital expenditures	P421,897	P174,438	P3,075	P-	P599,410
Investments in associates (see Note 9)	P-	P-	P451,429	P-	P451,429
Depreciation, depletion and amortization	P355,500	P188	P35,442	P-	P391,130

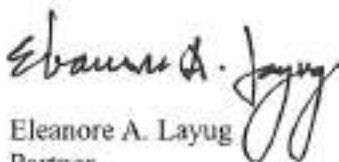


## **INDEPENDENT AUDITOR'S REPORT ON SUPPLEMENTARY SCHEDULES**

The Stockholders and the Board of Directors  
Global Ferronickel Holdings, Inc. and Subsidiaries  
7/F Corporate Business Centre  
151 Paseo de Roxas Cor Arnaiz St.  
Makati City

We have audited in accordance with Philippine Standards on Auditing, the consolidated financial statements of Global Ferronickel Holdings, Inc. and Subsidiaries (the Group) as at December 31, 2021 and 2020, and for each of the three years in the period ended December 31, 2021, included in this Form 17-A, and have issued our report thereon dated March 25, 2022. Our audits were made for the purpose of forming an opinion on the basic consolidated financial statements taken as a whole. The schedules listed in the Index to the Supplementary Schedules are the responsibility of the Company's management. These schedules are presented for purposes of complying with the Revised Securities Regulation Code Rule 68, and are not part of the basic consolidated financial statements. These schedules have been subjected to the auditing procedures applied in the audit of the basic consolidated financial statements and, in our opinion, the financial information required to be set forth therein in relation to the basic consolidated financial statements taken as a whole, are prepared in all material respects, in accordance with Philippine Financial Reporting Standards, as modified by the application of the financial reporting reliefs issued and approved by the Securities and Exchange Commission, as described in Note 2 to the consolidated financial statements.

SYCIP GORRES VELAYO & CO.



Eleanore A. Layug  
Partner

CPA Certificate No. 0100794

Tax Identification No. 163-069-453

BOA/PRC Reg. No. 0001, August 25, 2021, valid until April 15, 2024

SEC Partner Accreditation No. 100794-SEC (Group A)

Valid to cover audit of 2021 to 2025 financial statements of SEC covered institutions

SEC Firm Accreditation No. 0001-SEC (Group A)

Valid to cover audit of 2021 to 2025 financial statements of SEC covered institutions

BIR Accreditation No. 08-001998-097-2020, November 27, 2020, valid until November 26, 2023

PTR No. 8854310, January 3, 2022, Makati City

March 25, 2022



**GLOBAL FERRONICKEL HOLDINGS, INC. AND SUBSIDIARIES**  
**ANNUAL AUDITED FINANCIAL REPORT**  
**TABLE OF CONTENTS**  
**DECEMBER 31, 2021**

**Financial Statements:**

Cover Page

Statement of Management's Responsibility

Independent Auditor's Report

Independent Auditor's Report on Supplementary Schedules

Consolidated Statements of Financial Position

Consolidated Statements of Comprehensive Income

Consolidated Statements of Changes in Equity

Consolidated Statements of Cash Flows

Notes to Consolidated Financial Statements

**Supplementary Schedules:**

Schedule I: Reconciliation of Retained Earnings Available for Dividend Declaration

Schedule II: Supplementary Schedules under Annex 68-E

Schedule A: Financial Assets

Schedule B: Amounts Receivable from Directors, Officers, Employees, Related Parties and  
Principal Stockholders (Other than Related Parties)

Schedule C: Amounts Receivable from Related Parties which are Eliminated During  
Consolidation of Financial Statements

Schedule D: Intangible Assets - Other Assets

Schedule E: Long-term Debt

Schedule F: Indebtedness to Related Parties (Long-term Loans from Related Companies)

Schedule G: Guarantees of Securities and Other Issues

Schedule H: Capital Stock

Schedule III: Map of the Relationships of the Companies Within the Group

Schedule IV: Schedule Showing Financial Soundness Indicators



**GLOBAL FERRONICKEL HOLDINGS, INC. AND SUBSIDIARIES**  
**INDEX TO THE CONSOLIDATED FINANCIAL STATEMENTS**  
**AND SUPPLEMENTARY SCHEDULES**  
**FOR THE YEAR ENDED DECEMBER 31, 2021**

**SUPPLEMENTARY SCHEDULES**

- I. Reconciliation of retained earnings available for dividend declaration
- II. Supplementary schedules under Annex 6B-E
- III. Map of the relationships of the companies within the group
- IV. Schedule showing financial soundness indicators

**SCHEDULE I**  
**GLOBAL FERRONICKEL HOLDINGS, INC. AND SUBSIDIARIES**  
**RECONCILIATION OF RETAINED EARNINGS AVAILABLE**  
**FOR DIVIDEND DECLARATION**  
**PURSUANT TO THE REVISED SRC RULE 68 AND**  
**SEC MEMORANDUM CIRCULAR NO. 11**  
**FOR THE YEAR ENDED DECEMBER 31, 2021**  
**(Amounts in Thousands)**

	2021
Unappropriated Retained Earnings, beginning	P5,351,240
Net income in the prior year closed to retained earnings	1,865,400
Share in net loss from investment in associates	(35,745)
Treasury shares	<u>(1,544,904)</u>
Unappropriated Retained Earnings, <i>as adjusted to available for dividend distribution, beginning of the year</i>	<u>5,635,991</u>
<b>Add: Net income actually earned/realized during the period</b>	
Net income during the period closed to retained earnings	<u>1,975,706</u>
<b>Less: Non-actual/unrealized income net of tax:</b>	
Equity in net income of associate/joint venture	-
Unrealized foreign exchange gain - <u>[after tax]</u> except those attributable to cash and cash equivalents) unrealized actuarial gain	-
Fair value adjustment (mark-to-market gains)	-
Fair value adjustment of investment property resulting to gain	-
Adjustment due to deviation from PFRS/GAAP - gain	-
Other unrealized gains or adjustments to the retained earnings as a result of certain transactions accounted for under the PFRS	-
Subtotal	<u>-</u>
<b>Add: Non-actual losses</b>	
Equity in net loss of associate/joint venture	52,116
Depreciation on revaluation increment (after tax)	-
Unrealized foreign exchange loss -net, except those attributable to cash and cash equivalents) unrealized actuarial gain	4,269
Adjustment due to deviation from PFRS/GAAP-loss	-
Adjustment due to remeasurement of investment	<u>41,426</u>
Subtotal	<u>97,811</u>
<b>Net income actually earned during the period</b>	<u>2,073,517</u>
<b>Add (Less):</b>	
Dividend declarations during the period	521,033
Appropriations of retained earnings during the period	-
Reversals of appropriations	-
Effects of prior period adjustments	-
Treasury shares	<u>1,912,806</u>
Subtotal	<u>2,433,839</u>
<b>TOTAL RETAINED EARNINGS, END OF THE YEAR AVAILABLE FOR DIVIDEND DECLARATION</b>	<u><b>P5,275,669</b></u>



**SCHEDULE II**  
**GLOBAL FERRONICKEL HOLDINGS, INC. AND SUBSIDIARIES**  
**SUPPLEMENTARY SCHEDULES UNDER ANNEX 68-E**  
**PURSUANT TO REVISED SRC RULE 68,**  
**AS AT DECEMBER 31, 2021**  
**(Amounts in Thousands; Except Number of Shares)**

**Schedule A. Financial Assets**

Name of Issuing Entity and Description of Each Issue	Number of Shares or Principal Amount of Bonds and Notes	Amount Shown in the Statement of Financial Position	Income Received and Accrued
Cash on hand and in banks	N/A	P3,749,048	P1,087
Short-term cash investments	N/A	72,129	150
Trade and other receivables:			
Trade receivables	N/A	209,260	-
Advances to contractors	N/A	92,588	-
Restricted cash under			
"Other noncurrent assets"	N/A	77,176	-
Financial asset at FVOCI under			
"Other noncurrent assets"	4,216,100 shares	3,290	-
Advances to related parties	N/A	2,764,514	-
		<b>P6,968,005</b>	<b>P1,237</b>

**Schedule B. Amounts Receivable from Directors, Officers, Employees, Related Parties and Principal Stockholders (Other than Related Parties)**

Name and designation of debtor	Balance at beginning of period	Additions	Amounts collected/ assigned	Amounts written-off/ reclassified	Current	Non current	Balance at end of period
Various stockholders	P2,162,156	P28	(P294,799)	P-	P1,867,385	P-	P1,867,385
Southeast Palawan Nickel Ventures, Inc.	91,799	-	-	-	91,799	-	91,799
Swift Glory Int'l Holdings, Inc.	70,119	-	(7,785)	-	62,334	-	62,334
Ipilan Nickel Corporation	433,336	301,456	-	-	734,792	-	734,792
Bravo Cement, Inc.	7,394	58	-	-	7,452	-	7,452
Sohoton Eco-tourism Development, Inc.	711	1	-	-	712	-	712
Cagdianao Lateritic Nickel Mining, Inc.	28	12	-	-	40	-	40
	<b>P2,765,543</b>	<b>P301,555</b>	<b>(P302,584)</b>	<b>P-</b>	<b>P2,764,514</b>	<b>P-</b>	<b>P2,764,514</b>

**Schedule C. Amounts Receivable from Related Parties which are Eliminated during the Consolidation of Financial Statements**

Name and designation of debtor	Balance at beginning of period	Additions	Amounts collected	Amounts reclassified	Current	Non current	Amount eliminated
Platinum Group Metals Corporation	P-	P30,000	(P-)	P-	P30,000	P-	P30,000
FNI Steel Landholdings, Corp.	181,281	151,277	-	-	332,558	-	332,558
FNI Steel Corp.	11,901	-	(10,783)	-	1,118	-	1,118
Surigao Integrated Resources Corporation	2,921	-	(220)	-	2,701	-	2,701
	<b>P196,103</b>	<b>P181,277</b>	<b>(P11,003)</b>	<b>P-</b>	<b>P366,377</b>	<b>P-</b>	<b>P366,377</b>

**Schedule D. Intangible Assets - Other Assets**

Description	Beginning balance	Additions at cost	Charged to cost and expenses	Charged to other accounts	Other charges additions (deductions)	Ending balance
Mining rights	P136,825	P-	P11,246	P-	P-	P125,579
Golf membership	35,384	1,889	4,435	-	-	32,838

**Schedule E. Long-Term Debt**

Title of issue and type of obligation	Amount authorized by indenture	Amount shown as Current	Amount shown as Noncurrent
Taiwan Cooperative Bank	P-	P95,201	P652,147
Union Bank of the Philippines	-	89,880	-
Bank of Commerce	-	62,028	-
	<b>P-</b>	<b>P247,109</b>	<b>P652,147</b>

**Schedule F. Indebtedness to Related Parties (Long-Term Loans from Related Companies)**

Name of related party	Beginning balance	Ending balance
	<b>Not Applicable</b>	

**Schedule G. Guarantees of Securities of Other Issuers**

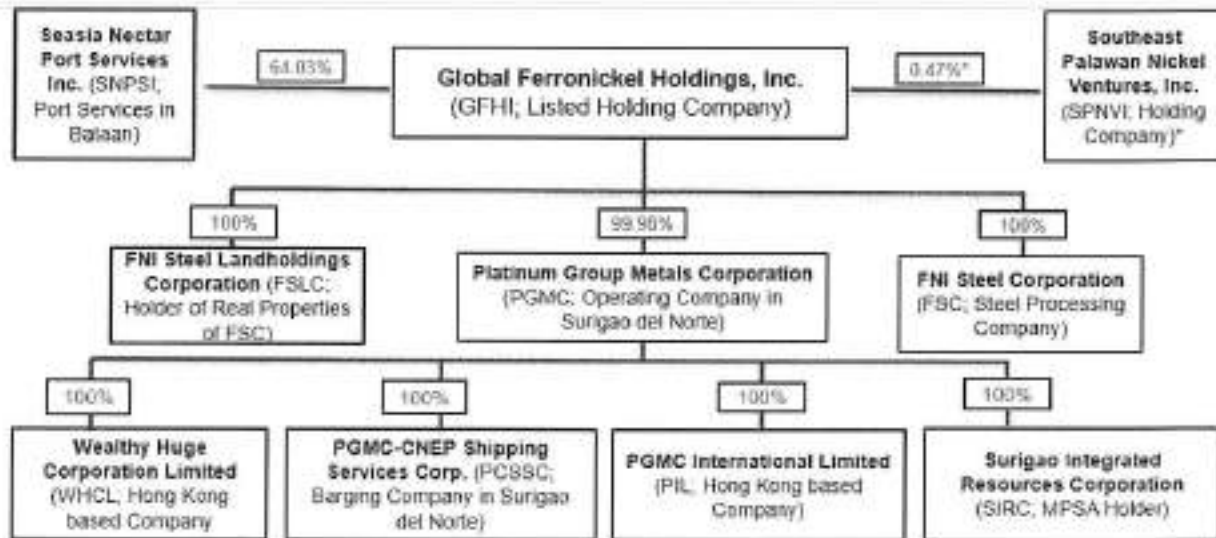
Name of issuing entity of securities guaranteed by the Group for which this statement is filed	Title of issue of each class of securities guaranteed	Total amount guaranteed and outstanding	Amount owned by a person for which statement is filed	Nature of guarantee
<b>Not Applicable</b>				

## Schedule H. Capital Stock

Title of issue	Number of shares authorized	Number of shares issued and outstanding as shown under related financial condition caption	Number of shares reserved for options, warrants, conversion and other rights	No of shares held by		
				Affiliates	Directors and Officers	Others
Common shares	11,957,161,906	5,512,298,886	-	-	148,931,967	5,363,366,919

**SCHEDULE III**  
**GLOBAL FERRONICKEL HOLDINGS, INC. AND SUBSIDIARIES**  
**MAP OF THE RELATIONSHIPS OF THE COMPANIES**  
**WITHIN THE GROUP**  
**PURSUANT TO REVISED SRC RULE 6B**  
**AS AT DECEMBER 31, 2021**

**Global Ferronickel Holdings, Inc. and Subsidiaries**



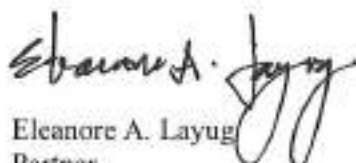
\*0.47% represents the ownership of GFNI on SPNVI's all classes of outstanding shares, preferred and common. GFNI owns 37.5% of the outstanding common shares of SPNVI with voting power.

## INDEPENDENT AUDITOR'S REPORT ON COMPONENTS OF FINANCIAL SOUNDNESS INDICATORS

The Board of Directors and Stockholders  
Global Ferronickel Holdings, Inc. and Subsidiaries  
7/F Corporate Business Centre  
151 Pasco de Roxas Cor Arnaiz St.  
Makati City

We have audited in accordance with Philippine Standards on Auditing, the consolidated financial statements of Global Ferronickel Holdings, Inc. and Subsidiaries (the Group) as at December 31, 2021 and 2020, and for each of the three years in the period ended December 31, 2021, and have issued our report thereon dated March 25, 2022. Our audits were made for the purpose of forming an opinion on the basic consolidated financial statements taken as a whole. The Supplementary Schedule on Financial Soundness Indicators, including their definitions, formulas, calculation, and their appropriateness or usefulness to the intended users, are the responsibility of the Company's management. These financial soundness indicators are not measures of operating performance defined by Philippine Financial Reporting Standards (PFRSs), as modified by the application of the financial reporting reliefs issued and approved by the Securities and Exchange Commission (SEC), as described in Note 2 to the consolidated financial statements, and may not be comparable to similarly titled measures presented by other companies. This schedule is presented for the purpose of complying with the Revised Securities Regulation Code Rule 68 issued by the SEC, and is not a required part of the basic consolidated financial statements prepared in accordance with PFRSs, as modified by the application of the financial reporting reliefs issued and approved by the SEC, as described in Note x to the consolidated financial statements. The components of these financial soundness indicators have been traced to the Group's consolidated financial statements as at December 31, 2021 and 2020 and for each of the three years in the period ended December 31, 2021 and no material exceptions were noted.

SYCIP GORRES VELAYO & CO.



Eleanore A. Layug  
Partner

CPA Certificate No. 0100794

Tax Identification No. 163-069-453

BOA/PRC Reg. No. 0001, August 25, 2021, valid until April 15, 2024

SEC Partner Accreditation No. 100794-SEC (Group A)

Valid to cover audit of 2021 to 2025 financial statements of SEC covered institutions

SEC Firm Accreditation No. 0001-SEC (Group A)

Valid to cover audit of 2021 to 2025 financial statements of SEC covered institutions

BIR Accreditation No. 08-001998-097-2020, November 27, 2020, valid until November 26, 2023

PTR No. 8854310, January 3, 2022, Makati City

March 25, 2022



**SCHEDULE IV**  
**GLOBAL FERRONICKEL HOLDINGS, INC. AND SUBSIDIARIES**  
**SCHEDULE SHOWING FINANCIAL SOUNDNESS INDICATORS**  
**PURSUANT TO SRC RULE 68, AS AMENDED**  
**FOR THE YEAR ENDED DECEMBER 31, 2021**

	Years Ended December 31		
	2021	2020	2019
Profitability ratios:			
Return on assets	15.5%	16.7%	13.33%
Return on equity	20.0%	22.3%	18.58%
Net profit margin	25.6%	25.7%	19.59%
Solvency and liquidity ratios:			
Current ratio	5.13:1	3.70:1	3.14:1
Debt to equity ratio	0.31:1	0.27:1	0.40:1
Quick ratio	4.89:1	3.47:1	2.90:1
Asset to equity ratio	1.31:1	1.27:1	1.40:1



A S 0 9 4 0 3 9 9 2

SEC Registration Number

G L O B A L F E R R O N I C K E L H O L D I N G S I N C

f o r m e r l y :

S O U T H E A S T A S I A C E M E N T H O L D I N G S

I N C

(Company's Full Name)

7 F C O R P O R A T E B U S I N E S S C E N T E R 1 5 1

P A S E O D E R O X A S C O R A R N A I Z S T

M A K A T I

(Business Address: No. Street City/Town/Province)

Atty. Noel Lazaro

(Contact Person)

(632) 5118229

(Company Telephone Number)

Month Day

(Fiscal Year)

1 7 - Q

(Form Type)

Month Day

(Annual Meeting)

(Secondary License Type, If Applicable)

Dept. Requiring this Doc.

Amended Articles Number/Section

Total No. of Stockholders

Domestic

Foreign

To be accomplished by SEC Personnel concerned

File Number

LCU

Document ID

Cashier

STAMPS

Remarks: Please use BLACK ink for scanning purposes.

**SECURITIES AND EXCHANGE COMMISSION**

**SEC FORM 17-Q**

**QUARTERLY REPORT PURSUANT TO SECTION 17 OF THE SECURITIES  
REGULATION CODE AND SRC RULE 17(2)(b) THEREUNDER**

1. For the quarterly period ended - **MARCH 31, 2022**
2. Commission Identification Number - **ASO94-003992**
3. BIR Tax Identification Number - **003-871-592**
4. Exact name of issuer as specified in its charter  
**GLOBAL FERRONICKEL HOLDINGS, INC.**
5. Province, country or other jurisdiction of incorporation or organization  
**Metro Manila, Philippines**
6. Industry Classification Code:  (SEC Use Only)
7. Address of issuer's principal office Postal Code  
7th Floor Corporate Business Centre, 151 Paseo de Roxas corner Arnaiz Street, Makati City 1228
8. Issuer's telephone number, including area code  
(632) 8519-7888
9. Former name, former address and former fiscal year, if changed since last report  
Not applicable
10. Securities registered pursuant to Sections 8 and 12 of the Code, or Sections 4 and 8 of the RSA

Common Shares	6,072,357,151
Amount of Debt Outstanding	Not applicable
11. Are any or all of the securities listed on a Philippine Stock Exchange?  
Yes  6,072,357,151 Common Shares      No
12. Has filed all reports required to be filed by Section 17 of the Code and SRC Rule 17 thereunder or Sections 11 of the RSA and RSA Rule 11(a)-1 thereunder, and Sections 26 and 141 of the Corporation Code of the Philippines, during the preceding twelve (12) months (or for such shorter period the registrant was required to file such reports)  
Yes       No
13. Has been subject to such filing requirements for the past ninety (90) days.  
Yes       No



**Global Ferronickel Holdings, Inc.**

**17-Q QUARTERLY REPORT  
MARCH 31, 2022**

<b><u>Table of Contents</u></b>	<b><u>Page Number</u></b>
<b>PART I – FINANCIAL INFORMATION</b>	
Item 1. Consolidated Financial Statements .....	2 – 4
1.a. Summary Consolidated Statements of Financial Position as at March 31, 2022 and December 31, 2021	
1.b. Summary Consolidated Statements of Comprehensive Income for the Quarter Ended March 31, 2022 and 2021	
1.c. Summary Consolidated Statements of Changes in Equity for the Quarter Ended March 31, 2022 and 2021	
1.d. Summary Consolidated Statements of Cash Flows for the Quarter Ended March 31, 2022 and 2021	
Item 2. Management's Discussion and Analysis of Financial Condition and Results of Operations.....	4 – 6
<b>PART II – FINANCIAL SOUNDNESS INDICATORS .....</b>	<b>6</b>
<b>PART III – OTHER INFORMATION .....</b>	<b>7</b>
<b>SIGNATURES</b>	
<b>INDEX TO UNAUDITED CONSOLIDATED FINANCIAL STATEMENTS</b>	

## PART I - FINANCIAL INFORMATION

### Item 1. Consolidated Financial Statements

The Unaudited Interim Consolidated Financial Statements as at March 31, 2022 and for the three-month period ended March 31, 2022 and 2021 (with Comparative Audited Consolidated Statement of Financial Position as at December 31, 2021) are hereto attached.

The following tables set forth the summary financial information for the three-month period ended March 31, 2022 and 2021 and as at March 31, 2022 and December 31, 2021:

#### 1.a. Summary Consolidated Statements of Financial Position

	March 31, 2022 (Unaudited)	December 31, 2021 (Audited)	Increase/ (Decrease)	Percent Inc. (Dec.)
<i>(In Thousand Pesos)</i>				
<b>ASSETS</b>				
Current Assets	6,685,617	6,964,970	(279,353)	-4.0%
Noncurrent Assets	6,999,391	6,932,471	66,920	1.0%
<b>TOTAL ASSETS</b>	<b>13,685,008</b>	<b>13,897,441</b>	<b>(212,433)</b>	<b>-1.5%</b>
<b>LIABILITIES AND EQUITY</b>				
Current Liabilities	1,349,226	1,358,583	(9,357)	-0.7%
Noncurrent Liabilities	1,934,038	1,921,772	12,266	0.6%
Total Liabilities	3,283,264	3,280,355	2,909	0.1%
<b>Equity</b>				
<b>Attributable to Equity Holders</b>				
of the Parent Company	10,047,681	10,259,790	(212,109)	-2.1%
Non-controlling Interest (NCI)	354,063	357,296	(3,233)	100.0%
Total Equity	10,401,744	10,617,086	(215,342)	-2.0%
<b>TOTAL LIABILITIES AND EQUITY</b>	<b>13,685,008</b>	<b>13,897,441</b>	<b>(212,433)</b>	<b>-1.5%</b>

1.b. Summary Consolidated Statements of Comprehensive Income

	For the Quarter Ended		Increase (Decrease)	Percent Inc. (Dec.)
	March 31			
	2022	2021		
	<i>(in Thousand Pesos)</i>			
Revenues	39,904	133,289	(93,385)	-70.1%
Cost and Expenses	(230,449)	(237,933)	(7,484)	-3.1%
Finance Costs	(25,780)	(9,531)	16,249	170.5%
Share in Net Loss of Investment in Associates	(10,992)	(6,259)	4,733	75.6%
Other Income (Charges) - net	(10,568)	6,148	(16,716)	-271.9%
Loss Before Income Tax	(237,885)	(114,306)	123,579	108.1%
Provision for Income Tax - net	(39,726)	(20,539)	19,187	93.4%
<b>Net Loss</b>	<b>(198,159)</b>	<b>(93,767)</b>	<b>104,392</b>	<b>111.3%</b>
Other Comprehensive Income	16,044	7,633	8,411	110.2%
<b>Total Comprehensive Loss</b>	<b>(182,115)</b>	<b>(86,134)</b>	<b>95,981</b>	<b>111.4%</b>
Basic and Diluted Loss Per Share	(0.0375)	(0.0176)	0.0199	112.8%
Net Loss Attributable To:				
Equity Holders of the Parent	(194,926)	(93,153)	101,773	109.3%
Non-controlling Interest (NCI)	(3,233)	(614)	2,619	426.5%
	<b>(198,159)</b>	<b>(93,767)</b>	<b>104,392</b>	<b>111.3%</b>

1.c. Summary Consolidated Statements of Changes in Equity

	For the Quarter Ended		For the Year Ended
	March 31		December 31
	2022	2021	2021
	<i>(in Thousand Pesos)</i>		
Capital Stock	6,375,975	6,375,975	6,375,975
Additional Paid-in Capital	239,012	239,012	239,012
Fair Value Reserve of Financial Asset at Fair Value through Other Comprehensive Loss	(4,680)	(5,270)	(5,565)
Remeasurement Gain on Retirement Obligation	43,703	8,607	43,703
Cumulative Translation Adjustment	34,270	(37,547)	19,111
Retained Earnings	5,305,434	3,959,980	5,500,360
Treasury Shares - at cost	(1,946,033)	(1,912,806)	(1,912,806)
Non-controlling Interest (NCI)	354,063	30,975	357,296
<b>Total Equity</b>	<b>10,401,744</b>	<b>8,658,926</b>	<b>10,617,086</b>



#### 1.d. Summary Consolidated Statements of Cash Flows

	<b>For the Quarter Ended</b>	
	<b>March 31</b>	
	<b>2022</b>	<b>2021</b>
	<i>(In Thousand Pesos)</i>	
<b>NET CASH FLOWS FROM (USED IN):</b>		
Operating Activities	(301,961)	(264,049)
Investing Activities	(393,388)	(183,462)
Financing Activities	(62,383)	(373,789)
<b>NET DECREASE IN CASH</b>	<b>(757,732)</b>	<b>(821,300)</b>
Effect of Exchange Rate Changes on Cash	47,443	19,653
<b>CASH AT BEGINNING OF PERIOD</b>	<b>3,821,177</b>	<b>2,451,566</b>
<b>CASH AT END OF PERIOD</b>	<b>3,110,888</b>	<b>1,649,919</b>

#### **Basis of Preparation of Interim Consolidated Financial Statements**

The interim consolidated statements of financial position of Global Ferronickel Holdings, Inc. and Subsidiaries (the Group) as at March 31, 2022 and December 31, 2021, and the related consolidated statements of comprehensive income, changes in equity and cash flows for the periods ended March 31, 2022 and 2021 were prepared in accordance with generally accepted accounting principles in the Philippines. All significant inter-company balances and transactions have been eliminated in the consolidated financial statements.

The accounting principles followed in the preparation of the Group's most recent annual consolidated financial statements were similarly applied in the preparation of the interim consolidated financial statements. There were no significant changes in the Group's accounting policies, practices and methods of estimates from the Group's last annual consolidated financial statements.

#### **Item 2. Management's Discussion and Analysis of Financial Condition and Results of Operations**

##### **Statement of Financial Condition**

As at March 31, 2022, total assets of the Group stood at ₱13,685.0 million, lower by ₱212.4 million or 1.5%, from ₱13,897.4 million as at December 31, 2021. The decrease was due to the decline in current assets by ₱279.3 million or 4.0% and increase in noncurrent assets by ₱66.9 million or 1.0%.

The net decrease in current assets was mainly attributable to the decrease in cash and cash equivalents by ₱710.3 million. The net increase in noncurrent assets was mainly due to the following: (a) increase in deferred tax assets by ₱35.0 million mainly attributable to the net loss carryover (NOLCO) for the first quarter; and (b) increase in other noncurrent assets by ₱49.5 million attributable mainly to the increase in advances to suppliers in relation to the Group's preparation for the 2022 mining season.

Total liabilities of the Group stood at ₱3,283.3 million as at March 31, 2022, up by ₱2.9 million or 0.1%, from ₱3,280.4 million as at December 31, 2021. This was mainly attributable to the increase in trade and other payables by ₱28.5 million and payments of lease liabilities and income taxes made during the quarter.

##### **Results of Operations**

The Group's operational Surigao mine performs nickel ore production and shipment during the dry months of each year between April to October, and hence the net loss of ₱198.2 million for the quarter ended March 31, 2022 mainly represents the recurring general and administrative expenses of the Group.

### Revenues

The revenues earned during the first quarter of 2022 amounting to ₱39.9 million pertains to revenue from contracts by the Group's port operation services. There was no reported sale of ore during the first quarter of this year because there was no shipment compared to one (1) shipment of low-grade nickel ore in the first quarter of 2021 that generated export revenue of ₱133.3 million.

### Cost and Expenses

Cost and expenses include cost of sales, excise taxes and royalties, general and administrative expenses, and shipping and distribution. The cost and expenses amounted to ₱230.4 million for the three months ended March 31, 2022 compared to ₱237.9 million for the three months ended March 31, 2021, a decrease of ₱7.5 million or 3.1%.

### Cost of Sales

The cost of sales amounting to ₱29.5 million represents the cost of services incurred for the Group's port operation during the first quarter of 2022, while cost of sales amounting to ₱47.5 million for the three months ended March 31, 2021 represents the contract hire and allocated cost for the Group's shipment in the prior period.

### General and Administrative

General and administrative expenses were ₱198.6 million in the period ended March 31, 2022 compared to ₱166.7 million in the period ended March 31, 2021, an increase of ₱31.9 million, or 19.1%. The increase was mainly due to the increase in depreciation and amortization, repairs and maintenance, outside services, and personnel costs amounted to ₱17.1 million, ₱5.9 million, ₱4.2 million and ₱3.8 million, respectively.

### Shipping and Distribution

Shipping and loading costs were ₱2.3 million for the three months ended March 31, 2022 compared to ₱10.5 million in the same period last year, lower by ₱8.2 million, or 78.2%.

### Finance Costs

Finance costs amounted to ₱25.8 million in the three months ended March 31, 2022 compared to ₱9.5 million of the same period last year, an increase of ₱16.3 million, or 170.5%. The increase was mainly due to the increase in the loan availment with Taiwan Cooperative Bank Manila Offshore Banking Branch (TCB) and lease liabilities during this year compared to the prior period.

### Share in Net Loss of Investment in Associates

In accordance with Philippine Accounting Standards (PAS) 28, *Investment in Associates and Joint Ventures*, the Group recognizes its share in the net earnings or losses of its associate using the equity method of accounting. The share in net loss of investment in associates amounted to ₱11.0 million and ₱6.3 million for the periods ended March 31, 2022 and 2021, respectively, an increase of ₱4.7 million, or 75.6%. For the period ended March 31, 2022, this represents net loss take-up in relation to the Group's investment in Southeast Palawan Nickel Ventures, Inc. (SPNVI). Seasia Nectar Port Services, Inc. (SNPSI) ceases to be an associate and became a subsidiary of the Group as at December 31, 2021 as a result of the Group's additional 40.05% investment interest in SNPSI in accordance with PFRS 3, *Business Combinations*. For the period ended March 31, 2021, the share in net loss represents the net loss take-up in relation to the Group's investments in SPNVI and SNPSI. The increase in the amount of the Group's share in the net loss was mainly due to the increased activities and corresponding expenditures of SPNVI's subsidiary, Ipilán Nickel Corporation (INC), as it transitioned to the development phase during the first quarter of 2022.

### Other Income (Charges) - net

Net other charges amounted to ₱12.7 million in the period ended March 31, 2022 compared to net other income of ₱4.7 million in the period ended March 31, 2021, a decrease of ₱17.4 million, or 367.2%. The difference pertains mainly to the net foreign exchange losses incurred this period amounted to ₱12.7 million compared to the net foreign exchange gains earned in the prior period amounted to ₱4.8 million attributable to the rebooking of United States Dollar (US\$) denominated loans and payables.

### Benefit from Income Tax - Net

The net benefit from income tax was ₱39.7 million for the three months ended March 31, 2022 compared to ₱20.5 million in the same period last year, an increase of ₱19.2 million or 93.4%. The increase was due to the recognized deferred tax asset on NOLCO during the period.

### **Total Comprehensive Loss - net of tax**

#### *Cumulative Translation Adjustment*

The Group had recognized cumulative translation adjustment, net of tax amounted to ₱15.2 million and ₱7.4 million for the periods ended March 31, 2022 and 2021, respectively, which pertained to the exchange differences arising on the translation of a subsidiary's functional currency to the presentation currency of the Parent Company.

### **Statement of Cash Flows**

The net cash flows used in operating activities resulted in ₱310.4 million and ₱264.0 million for the first quarter ended March 31, 2022 and 2021, respectively. The increase was mainly due to the cost incurred related to operations in preparation for the 2022 mining season. Net cash flows used in investing activities for the three months ended March 31, 2022 and 2021 amounted to ₱393.4 million and ₱183.5 million, respectively. For the three months ended March 31, 2022 and 2021, the net cash flows used in financing activities amounted to ₱53.9 million and ₱373.8 million, respectively.

### **Material Off-balance Sheet Transactions**

The Group is not aware of any material off-balance sheet transactions, arrangements, obligations (including contingent obligations), and other relationships of the Group with unconsolidated entities or other persons created during the reported period other than those discussed in this report and in disclosures under Form 17-C.

### **Material Commitments for Capital Expenditures**

The Group does not have any outstanding commitment for capital expenditures as at March 31, 2022.

### **Known Trends, Events and Uncertainties**

There are no known significant trends, demands, commitments, or uncertainties that will result in or that are reasonably likely to result in the Group's liquidity increasing or decreasing in a material way. There were no other significant elements of income or loss that did not arise from the Group's continuing operations.

## **PART II - FINANCIAL SOUNDNESS INDICATORS**

The Group considers the following as the significant Key Performance Indicators as at March 31, 2022 and 2021:

<b><u>Indicators</u></b>	<b><u>Formula</u></b>	<b><u>2022</u></b>	<b><u>2021</u></b>
Earnings (Loss) Per Share	Profit for the Period/Weighted Average Number of Shares Outstanding	(0.0375)	(0.0176)
Debt-to-Equity Ratio	Total Liabilities/Total Equity	0.32:1	0.27:1
Asset-to-Equity Ratio	Total Assets/Total Equity	1.32:1	1.27:1
Current Ratio	Current Assets/Current Liabilities	4.96:1	3.51:1

**PART III - OTHER INFORMATION**

The disclosures made under Form 17-C are as follows:

Date	Description
January 4, 2022	Attendance to Corporate Governance Seminars of the FNI Directors and Officers
January 4, 2022	Letter Advisement on the Attendance of the BOD for 2021 Meetings
January 4, 2022	Certificate of Compliance with the Revised Manual on Corporate Governance for the year 2021 as required by SEC Memorandum No. 36, Series of 2020
March 7, 2022	Share buy-back transaction
March 10, 2022	Share buy-back transaction
March 11, 2022	Share buy-back transaction
March 15, 2022	Share buy-back transaction
March 16, 2022	Share buy-back transaction
April 4, 2022	The Board set the Annual Stockholders' Meeting to June 29, 2022 and record date to May 30, 2022. The Board authorized the ASM Committee to finalize the meeting's agenda and time, and charged the Corporate Secretary to issue appropriate notices and information statement to the stockholders of record through any means allowed by the SEC. The Company shall disclose the details in due course. The Board also approved the declaration of cash dividend at P0.20 per share, subject to the Company's withholding of applicable taxes, for stockholders of record as of April 20, 2022.

**SIGNATURES**

Pursuant to the requirements of the Securities Regulation Code, the issuer has duly caused this report to be signed on its behalf by the undersigned thereunto duly authorized.

Registrant: **GLOBAL FERRONICKEL HOLDINGS, INC.**

Signature and Title:   
**ATTY. DANTE R. BRAVO**  
President

Date: MAY 14 2022

Signature and Title:   
**MARY BELLE P. BITUIN**  
SVP - Chief Finance Officer

Date: MAY 14, 2022

Annex A

**Aging of Trade and Other Receivables**

As at March 31, 2022

(In Thousand Pesos)

	Neither Past Due Nor Impaired	Past Due But Not Impaired			Impaired	Total
		90 Days or Less	91-120 Days	More than 120 days		
Trade	44,388	-	-	-	196,001	230,389
Advances to Contractors	40,242	-	-	-	79,711	119,953
Advances to Officers, Employees and Others	11,407	-	-	-	-	11,407
<b>Total</b>	<b>96,037</b>	<b>*</b>	<b>*</b>	<b>-</b>	<b>265,712</b>	<b>361,749</b>
Less: Allowance for Doubtful Accounts						265,712
<b>NET RECEIVABLES</b>						<b>96,037</b>



**GLOBAL FERRONICKEL HOLDINGS, INC.**  
**SEC FORM 17-Q**  
**INDEX TO UNAUDITED CONSOLIDATED FINANCIAL STATEMENTS**  
**MARCH 31, 2022**

**INTERIM CONSOLIDATED FINANCIAL STATEMENTS**

Interim Consolidated Statements of Financial Position as at March 31, 2022 and December 31, 2021

Interim Consolidated Statements of Comprehensive Income for the Three-Month Period Ended March 31, 2022 and 2021

Interim Consolidated Statements of Changes in Equity for the Three-Month Period Ended March 31, 2022 and 2021

Interim Consolidated Statements of Cash Flows for the Three-Month Period Ended March 31, 2022 and 2021

Notes to Consolidated Financial Statements

**GLOBAL FERRONICKEL HOLDINGS, INC. AND SUBSIDIARIES**  
**INTERIM CONSOLIDATED STATEMENTS OF FINANCIAL POSITION**  
**(Amounts in Thousands)**

	March 31, 2022	December 31, 2021
	(Unaudited)	(Audited)
<b>ASSETS</b>		
<b>Current Assets</b>		
Cash and cash equivalents (Note 4)	₱3,110,888	₱3,821,177
Trade and other receivables (Note 5)	96,037	63,348
Advances to related parties (Note 29)	3,032,094	2,764,514
Inventories (Note 6)	360,165	269,470
Prepayments and other current assets (Note 7)	86,433	46,461
<b>Total Current Assets</b>	<b>6,685,617</b>	<b>6,964,970</b>
<b>Noncurrent Assets</b>		
Property and equipment (Note 8)	3,737,212	3,746,417
Deposits for future acquisition (Note 26)	2,160,011	2,171,003
Mining rights (Note 10)	125,579	125,579
Mine exploration costs (Note 11)	147,299	147,299
Deferred tax assets - net (Note 27)	131,288	96,253
Retirement plan asset - net (Note 16)	31,008	28,410
Other noncurrent assets (Note 12)	666,994	617,510
Investment in an associate (Note 9)	-	-
<b>Total Noncurrent Assets</b>	<b>6,999,391</b>	<b>6,932,471</b>
<b>TOTAL ASSETS</b>	<b>₱13,685,008</b>	<b>₱13,897,441</b>
<b>LIABILITIES AND EQUITY</b>		
<b>Current Liabilities</b>		
Trade and other payables (Note 13)	₱735,837	₱707,381
Current portion of loans payable (Note 14)	222,424	247,109
Advances from related parties (Note 26)	236,870	235,861
Current portion of lease liabilities (Note 18)	73,708	64,725
Income tax payable	80,387	103,507
<b>Total Current Liabilities</b>	<b>1,349,226</b>	<b>1,358,583</b>
<b>Noncurrent Liabilities</b>		
Loans payable - net of current portion (Note 14)	681,975	652,147
Provision for mine rehabilitation and decommissioning (Note 15)	308,223	305,414
Lease liabilities - net of current portion (Note 18)	421,872	442,243
Other noncurrent liabilities (Note 17)	521,968	521,968
<b>Total Noncurrent Liabilities</b>	<b>1,934,038</b>	<b>1,921,772</b>
<b>Total Liabilities</b>	<b>3,283,264</b>	<b>3,280,355</b>
<b>Equity</b>		
Capital stock (Note 19)	6,375,975	6,375,975
Additional paid-in capital	239,012	239,012
Remeasurement gain on retirement obligation	43,703	43,703
Cumulative translation adjustment	34,270	19,111
Fair value reserve of financial asset at fair value through other comprehensive income (Note 12)	(4,680)	(5,565)
Retained earnings	5,305,434	5,500,360
Treasury shares (Note 19)	(1,946,033)	(1,912,806)
Equity attributable to the Parent Company	10,047,681	10,259,790
Non-controlling interest (Note 19)	354,063	357,296
<b>Total Equity</b>	<b>10,401,744</b>	<b>10,617,086</b>
<b>TOTAL LIABILITIES AND EQUITY</b>	<b>₱13,685,008</b>	<b>₱13,897,441</b>

See accompanying Notes to Unaudited Consolidated Financial Statements.

**GLOBAL FERRONICKEL HOLDINGS, INC. AND SUBSIDIARIES**  
**INTERIM CONSOLIDATED STATEMENTS OF COMPREHENSIVE INCOME**  
**FOR THE THREE MONTHS PERIOD ENDED MARCH 31, 2022 AND 2021**  
**(Amounts in Thousands, Except Earnings per Share)**

	2022	2021
<b>REVENUE FROM CONTRACTS WITH CUSTOMERS</b>	<b>₱39,904</b>	<b>₱133,269</b>
<b>COST OF SALES</b> (Note 21)	<b>29,519</b>	47,470
<b>GROSS PROFIT</b>	<b>10,385</b>	85,799
<b>OPERATING EXPENSES</b>		
Excise taxes and royalties	–	13,316
General and administrative (Note 22)	<b>198,645</b>	166,686
Shipping and distribution (Note 23)	<b>2,285</b>	10,461
	<b>200,930</b>	190,463
<b>FINANCE COSTS</b> (Note 25)	<b>(25,780)</b>	(9,531)
<b>FINANCE INCOME</b>	<b>2,101</b>	1,407
<b>SHARE IN NET LOSS OF INVESTMENT IN ASSOCIATES</b> (Note 9)	<b>(10,992)</b>	(6,259)
<b>OTHER INCOME (CHARGES) - net</b>	<b>(12,669)</b>	4,741
<b>LOSS BEFORE INCOME TAX</b>	<b>(237,885)</b>	(114,306)
<b>PROVISION FOR (BENEFIT FROM) INCOME TAX</b> (Note 27)		
Current	520	4,814
Deferred	<b>(40,246)</b>	(25,353)
	<b>(39,726)</b>	(20,539)
<b>NET LOSS</b>	<b>(198,259)</b>	(93,767)
<b>OTHER COMPREHENSIVE INCOME (LOSS)</b>		
<i>Items that may be reclassified to profit or loss in subsequent periods:</i>		
Currency translation adjustment	20,212	10,603
Income tax effect	<b>(5,053)</b>	(3,181)
	<b>15,159</b>	7,422
<i>Items that will not be reclassified to profit or loss in subsequent periods:</i>		
Fair value reserve of financial asset at fair value through other comprehensive income (Note 12)	885	211
<b>TOTAL COMPREHENSIVE LOSS</b>	<b>(₱182,115)</b>	<b>(₱86,134)</b>
<b>Net Loss Attributable To:</b>		
Equity holders of the Parent Company	<b>(₱194,926)</b>	<b>(₱93,153)</b>
Non-controlling interest in consolidated subsidiaries	<b>(3,233)</b>	(614)
	<b>(₱198,159)</b>	<b>(₱93,767)</b>
<b>Total Comprehensive Loss Attributable To:</b>		
Equity holders of the Parent Company	<b>(₱178,882)</b>	<b>(₱85,520)</b>
Non-controlling interest in consolidated subsidiaries	<b>(3,233)</b>	(614)
	<b>(₱182,115)</b>	<b>(₱86,134)</b>
<b>Basic/Diluted Earnings (Loss) Per Share on Net Loss Attributable to Equity Holders of the Parent Company</b> (Note 20)	<b>(₱0.0375)</b>	<b>(₱0.0176)</b>

See accompanying Notes to Unaudited Consolidated Financial Statements.

**GLOBAL FERRONICKEL HOLDINGS, INC. AND SUBSIDIARIES**  
**INTERIM CONSOLIDATED STATEMENTS OF CHANGES IN EQUITY**  
**FOR THE THREE MONTHS PERIOD ENDED MARCH 31, 2022 AND 2021**  
**(Amounts in Thousands)**

	Capital Stock (Note 13)	Additional Paid-in Capital	Treasury Shares (Note 13)	Fair Value Reserve of Financial Asset at Fair Value through Other Comprehensive Income (Note 12)	Reassessment Gain or Retirement Obligation	Cumulative Translation Adjustment	Retained Earnings	Total	NCI	Total Equity
Balance at December 31, 2021 (Audited)	\$ 6,335,915	\$ 228,012	\$ (1,812,506)	\$ (5,585)	\$ 43,703	\$ 18,111	\$ 5,508,368	\$ 8,295,790	\$ 357,196	\$ 9,611,368
Net loss for the period	-	-	-	-	-	-	(124,828)	(124,828)	(3,233)	(132,109)
Other comprehensive income - net of tax	-	-	-	885	-	15,155	-	16,040	-	16,040
Total comprehensive income (loss) - net of tax	-	-	-	885	-	15,155	(124,828)	(107,788)	(3,233)	(116,256)
Purchase of treasury shares	-	-	(33,227)	-	-	-	-	(33,227)	-	(33,227)
Balance at March 31, 2022 (Unaudited)	\$ 6,335,915	\$ 228,012	\$ (1,845,733)	\$ (4,700)	\$ 43,703	\$ 33,266	\$ 5,358,723	\$ 8,047,881	\$ 354,063	\$ 9,481,744
Balance at December 31, 2020 (Audited)	\$ 6,335,915	\$ 228,012	\$ (1,544,504)	\$ (5,881)	\$ 8,607	\$ (4,983)	\$ 4,853,132	\$ 5,081,335	\$ 31,588	\$ 5,112,962
Net loss for the period	-	-	-	-	-	-	(93,153)	(93,153)	(674)	(94,457)
Other comprehensive income - net of tax	-	-	-	211	-	7,422	-	7,633	-	7,633
Total comprehensive income (loss) - net of tax	-	-	-	211	-	7,422	(93,153)	(85,509)	(674)	(86,854)
Purchase of treasury shares	-	-	(267,002)	-	-	-	-	(267,002)	-	(267,002)
Balance at March 31, 2021 (Unaudited)	\$ 6,335,915	\$ 228,012	\$ (1,811,506)	\$ (5,670)	\$ 8,607	\$ (7,561)	\$ 4,759,980	\$ 4,827,351	\$ 30,914	\$ 4,858,825

See accompanying notes to unaudited Consolidated Financial Statements.

**GLOBAL FERRONICKEL HOLDINGS, INC. AND SUBSIDIARIES**  
**INTERIM CONSOLIDATED STATEMENTS OF CASH FLOWS**  
**FOR THE THREE MONTHS PERIOD ENDED MARCH 31, 2022 AND 2021**  
**(Amounts in Thousands)**

	2022	2021
	(Unaudited)	
<b>CASH FLOWS FROM OPERATING ACTIVITIES</b>		
Loss before income tax	(P237,885)	(P114,306)
Adjustments for:		
Depreciation, depletion and amortization	50,225	34,858
Interest expense (Note 25)	22,785	7,045
Unrealized foreign exchange losses (gains) - net	13,163	(5,076)
Share in net loss of investment in associates (Note 9)	10,992	6,259
Retirement benefits costs (Note 16)	1,041	1,369
Accretion interest on provision for mine rehabilitation and decommissioning (Note 25)	2,809	2,042
Interest income	(2,101)	(1,407)
Accretion interest on security deposit under "Other noncurrent assets" (Note 25)	(237)	-
Operating loss before changes in working capital	(139,208)	(69,216)
Decrease (increase) in:		
Trade and other receivables	(32,689)	(46,684)
Inventories	(51,445)	(22,314)
Prepayments and other current assets	(39,727)	(29,986)
Increase (decrease) in trade and other payables	21,983	(66,727)
Net cash used in operations	(241,086)	(234,927)
Income taxes paid	(22,832)	(17,996)
Interest paid	(33,104)	(6,027)
Contributions (Note 16)	(5,727)	(5,727)
Interest received	788	628
Net cash flows used in operating activities	(301,961)	(264,049)
<b>CASH FLOWS FROM INVESTING ACTIVITIES</b>		
Additions to:		
Property and equipment	(76,068)	(7,476)
Mine exploration costs	-	(5,883)
Increase in:		
Advances to related parties	(267,580)	(107,972)
Other noncurrent assets	(49,740)	(62,131)
Net cash flows used in investing activities	(393,388)	(183,462)
<b>CASH FLOWS FROM FINANCING ACTIVITIES</b>		
Payments of bank loans	(12,647)	-
Purchase of treasury shares (Note 19)	(33,227)	(367,902)
Increase (decrease) in:		
Lease liabilities	(17,518)	(5,959)
Advances from related parties	1,009	72
Net cash flows used in financing activities	(62,383)	(373,789)
NET DECREASE IN CASH	(757,732)	(821,300)
EFFECT OF EXCHANGE RATE CHANGES ON CASH	47,443	19,653
<b>CASH AT BEGINNING OF PERIOD</b>	<b>3,821,177</b>	<b>2,451,566</b>
<b>CASH AT END OF PERIOD</b>	<b>P3,110,888</b>	<b>P1,649,919</b>

See accompanying Notes to Unaudited Consolidated Financial Statements.

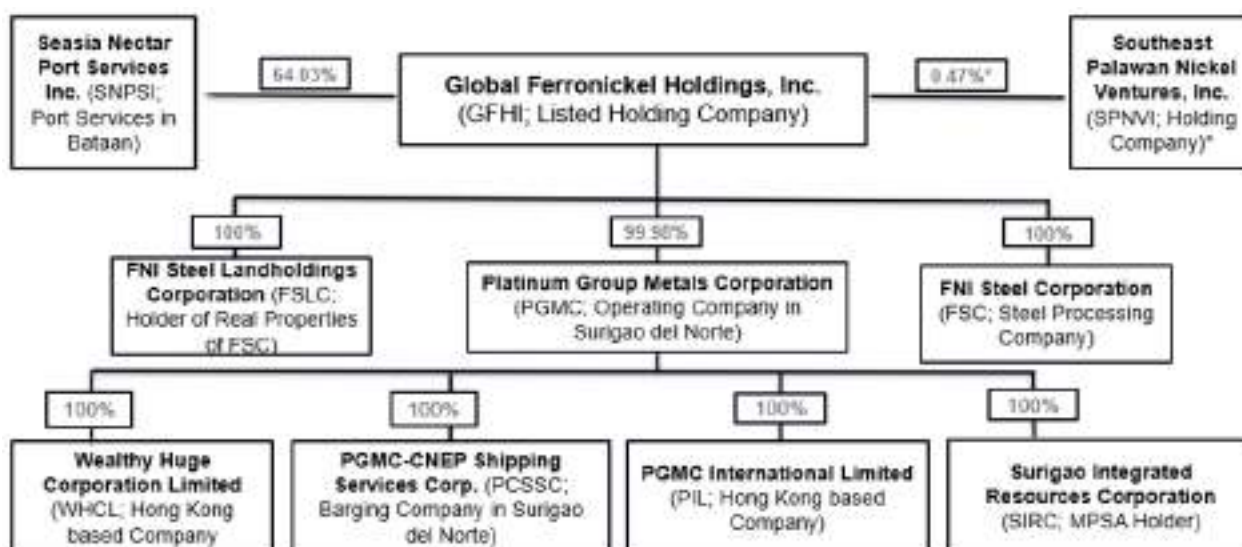
**GLOBAL FERRONICKEL HOLDINGS, INC. AND SUBSIDIARIES**  
**NOTES TO CONSOLIDATED FINANCIAL STATEMENTS**

**1. Corporate Information**

Global Ferronickel Holdings, Inc. (formerly Southeast Asia Cement Holdings, Inc.; GFNI; Parent Company) is a corporation listed in the Philippine Stock Exchange (PSE). It was incorporated and registered with the Philippine Securities and Exchange Commission (SEC) on May 3, 1994. The principal activities of the Parent Company are to invest in, purchase or otherwise acquire and own, hold, use, sell, assign, transfer, mortgage, pledge, exchange, or otherwise dispose of real and personal property of every kind and description, including shares of stock, and other securities or obligations of any corporation.

The registered office address of the Parent Company is 7th Floor Corporate Business Centre, 151 Paseo De Roxas, corner Arnaiz Street, Makati City.

The following is the map of relationships of the Companies within the Group:



\* 0.47% represents the ownership of GFNI on SPNVI's all classes of outstanding shares, preferred and common. GFNI owns 37.5% of the outstanding common shares of SPNVI with voting power.



The Parent Company's principal stockholders as at March 31, 2022 are as follows:

List of Top 20 Stockholders

Name	Citizenship	Holdings	Percentage
PCD NOMINEE CORP. - FILIPINO	Filipino	2,159,388,375	41.53%
PCD NOMINEE CORP. - NON-FILIPINO	Foreign	1,846,346,779	35.51%
REGULUS BEST NICKEL HOLDINGS INC.	Filipino	523,154,668	10.06%
BLUE EAGLE ELITE VENTURE INC.	Filipino	348,769,779	06.71%
SOHOTON SYNERGY, INC.	Filipino	233,156,767	04.48%
RED LION FORTUNE GROUP INC.	Filipino	57,588,866	01.11%
JOSEPH C. SY	Filipino	5,000,000	00.10%
DANTE R BRAVO	Filipino	3,261,053	00.06%
ORION-SQUIRE CAPITAL, INC. A/C-0459	Filipino	2,283,106	00.04%
CARLO A. MATILAC	Filipino	1,733,226	00.03%
MARY BELLE D. BITUIN	Filipino	1,630,523	00.03%
SQUIRE SECURITIES, INC	Filipino	867,338	00.02%
CORSINO L. ODTOJAN	Filipino	785,860	00.01%
GEARY L. BARIAS	Filipino	785,860	00.01%
MARILOU C. CELZO	Filipino	678,479	00.01%
EMMANUEL FELIPE E. FANG	Filipino	575,779	00.01%
HILARIO A. SALE JR.	Filipino	575,779	00.01%
GO GEORGE L.	Filipino	539,153	00.01%
KUOK PHILIPPINES PROPERTIES INC.	Filipino	463,953	00.01%
RICHARD C. GIMENEZ	Filipino	430,738	00.01%
TONG GABRIEL	Filipino	417,805	00.01%
OCA GREGORIO S.	Filipino	415,193	00.01%

The Subsidiaries

*PGMC*

PGMC was registered with the Philippine SEC on February 10, 1983. PGMC is 99.98% owned by the Parent Company and is primarily engaged in the exploration, mining and exporting of nickel ore located in the municipality of Claver, Surigao del Norte. The registered office address of PGMC is at Penthouse, Platinum Tower, Aseana Avenue corner Fuentes St., Aseana, Parañaque City.

PGMC has an Operating Agreement with SIRC for the exclusive right and privilege to undertake mining activities within the area covered by the Mineral Production Sharing Agreement (MPSA) No. 007-92-X.

*Seasonality*

The Cagdianao Mine produces and exports nickel ores from April to October of each year, typically the dry and minimal sea swell season at the mine site. During the rainy season, mining operations in the mine site are suspended and there is no loading of ore onto ships. This seasonality results in quarter-to-quarter volatility in the operating results with more revenue being earned and more expenses being incurred during the second and third quarters compared to the first and fourth quarters.

*SIRC*

SIRC is a wholly-owned subsidiary of the Parent Company through PGMC and was registered with the Philippine SEC on July 16, 1999. Its primary purposes are to engage in the exploration and processing of minerals, petroleum and other mineral oils, to enter into financial and technical assistance agreements for the large-scale exploration, development and utilization of mineral resources or otherwise engage in mining activities or enter into agreements as may be allowed by law. The registered office address of SIRC is at Penthouse, Platinum Tower, Aseana Avenue corner Fuentes St., Aseana, Parañaque City.

SIRC is the holder of MPSA No. 007-92-X, redenominated as MPSA No. 007-92-X-SMR (Amended 1), located in Cagdianao, Claver, Surigao del Norte. The said MPSA was last renewed on June 21, 2016 for another 25 years from its initial term ending in 2017, or until February 14, 2042.

*PCSSC*

PCSSC is a wholly-owned subsidiary of the Parent Company through PGMC and was registered with the Philippine SEC on June 4, 2013. Its primary purpose is to conduct and carry on the business of inter-island shipping, including chartering, hiring, leasing, or otherwise acquiring tug and barge, self-propelled barges or landing craft tank (LCT) or other ships or

vessels, together with equipment, appurtenances and furniture therefor; and to employ the same in the conveyance and carriage of ores, minerals, goods, wares and merchandise of every kind and description. The registered office address of PCSSC is at Penthouse, Platinum Tower, Aseana Avenue corner Fuentes St., Aseana, Parañaque City.

#### *PIL*

PIL is a wholly-owned subsidiary of the Parent Company through PGMC and was incorporated on July 22, 2015 as a limited company under the Companies Ordinance of Hong Kong. Its primary purpose is to trade mineral products. It was established to facilitate relations with Chinese customers, to promote marketing, to collect accounts, to avail of offshore banking services such as loans, credit/discounting lines and other financing arrangements, and to do other services for PGMC. The registered office address of PIL is at Unit 4101-02, 41/F, Office Tower, Convention Plaza, 1 Harbour Road Wanchai, Hong Kong.

#### *WHCL*

WHCL is a wholly-owned subsidiary of the Parent Company through PGMC and was incorporated on March 1, 2021 as a limited company under the Companies Ordinance of Hong Kong. Its primary purpose is to facilitate relations with offshore customers, collection of accounts, availing of offshore banking services, and such other services as will aid PGMC's strategic growth in the ASEAN region. The registered office address of WHCL is at Room 804, 8/F, LAP FAI Building, 6-8 Pottinger Street, Central Hong Kong.

#### *FSC*

FSC is a wholly-owned subsidiary of the Parent Company and was registered with the Philippine SEC on August 5, 2019. Its primary purpose is to engage in the business of buying, selling, dealing, at wholesale and retail, importing and manufacturing iron, steel and other ferrous or non-ferrous metal products, to be processed either by melting, rolling, casting, or forging to produce it in the form of ingots, billets, sections, bars, plates, strips, rods, tubes, pipes and other such form in demand in the market or industry; to import materials, machinery and equipment needed to manufacture such finished products; and to lease real properties such as land and buildings as needed. The registered office address of FSC is at Lot 9 3rd Floor AFAB Administration Building, Freeport Area of Bataan Alas-asin Mariveles, Bataan, Region III, Philippines.

#### *FSLC*

FSLC is a wholly-owned subsidiary of the Parent Company and was registered with the Philippine SEC on May 31, 2019. Its primary purpose is to engage in the business of managing real estate or interest therein, alone or in joint ventures with others and for this purpose acquire land by purchase, lease, donation, or otherwise, and to own, use, improve, subdivide, hold, administer, sell, convey, exchange, lease, mortgage, dispose of, work, develop, or otherwise deal in real property of any kind and interest or right therein and to construct, improve, manage, or otherwise dispose of buildings and other structures of whatever kind, together with their appurtenances whether for dwelling, commercial or industrial purposes. FSLC was incorporated to hold real properties of FSC. The registered office address of FSLC is at Penthouse, Platinum Tower, Aseana Avenue corner Fuentes St., Aseana, Parañaque City.

#### *SNPSI*

SNPSI is a 64.03%-owned subsidiary of the Parent Company and was registered with the Philippine SEC on July 11, 2014 primarily to engage to carry on the business of providing and rendering general services incidental to and necessarily connected with the operation and management of port terminals in the Philippines, which will involve the handling of containers, bulk liquid and dry cargoes, bagging of fertilizers, refrigerated warehousing facilities, warehousing and stevedoring, lightering, towing, and/or storing of cargo handled by SNPSI to and from port terminals in the delivery from abroad and/or for shipment abroad as may be necessary or incidental thereto. The registered office address of SNPSI is at Mariveles Multi-Purpose Terminal, Mariveles Diversion Road, Freeport Area of Bataan, Brgy. Sisiman, Mariveles, Bataan.

#### The Associate

#### *SPNVI*

SPNVI is an associate of the Parent Company and was registered with SEC on July 11, 2014 primarily to engage to prospect, explore, locate, acquire, hold, work, develop, lease, operate and exploit mineral lands for nickel, chromite, copper, manganese, magnesite, silver, gold, and other precious and non-precious metals; to acquire and dispose of mining claims and rights, and to conduct and carry on the business of preparing, milling, concentrating, smelting, treating or preparing for market, and to market, sell at wholesale, exchange or otherwise deal in nickel, chromite, copper, manganese, magnesite, silver, gold and other mineral products. The registered office address of SPNVI is at Penthouse, Platinum Tower, Aseana Avenue corner Fuentes St., Aseana, Parañaque City.

SPNVI directly owns 99.76% of Ipilan Nickel Corporation (INC), a company registered with the Philippine SEC on July 22, 2005, for the primary purpose to explore, develop, mine, operate, produce, utilize, process and dispose of all the minerals and the products or by-products that may be produced, extracted, gathered, recovered, unearthed or found within the area of Sitio Ipilan, Mambalot, Municipality of Brooke's Point, Province of Palawan, consisting of 2,835 hectares and covered by MPSA No. 017-93-IV, Amended 2000 by the Government of the Republic of the Philippines through the Secretary of the Department of Environment and Natural Resources (DENR).

## 2. Basis of Preparation, Statement of Compliance and Basis of Consolidation

### Basis of Preparation

The accompanying unaudited interim consolidated financial statements of the Group as at March 31, 2022 and for the three months period ended March 31, 2022 and 2021 have been prepared in accordance with Philippine Accounting Standards (PAS) 34, *Interim Financial Reporting*, and on a historical cost basis, except for the financial asset at fair value through other comprehensive income (FVOCI), which are carried at fair value. The unaudited interim consolidated financial statements are presented in Philippine peso, which is the Group's presentation currency under the Philippine Financial Reporting Standards (PFRS). Based on the economic substance of the underlying circumstances relevant to the Group, the functional currencies of the Parent Company and subsidiaries is Philippine peso, except for PIL and WHCL whose functional currency is Hong Kong Dollar (HK\$). All values are rounded to the nearest thousand (000), except number of shares, per share data and as indicated. Further, the unaudited interim consolidated financial statements do not include all the information and disclosure required in the annual consolidated financial statements, and should be read in conjunction with the audited Group's annual consolidated financial statements as at December 31, 2021.

### Statement of Compliance

The accompanying unaudited interim consolidated financial statements of the Group have been prepared in compliance with PFRS. PFRS includes statements named PFRS, PAS, and Standard Interpretation Committee/ Philippine Interpretation based on International Financial Reporting Interpretations Committee (IFRIC), which have been approved by the Financial Reporting Standards Council (FRSC) and adopted by the SEC, including SEC pronouncements.

### Basis of Consolidation

The unaudited interim consolidated financial statements include the balances of the Parent Company and its subsidiaries and equity share in net income or losses of associates, after eliminating significant intercompany balances and transactions.

<i>Subsidiaries</i>	Principal Place of Business	Principal Activities	Effective Ownership	
			March 31, 2022	March, 31 2021
PGMC	Philippines	Mining	99.98%	99.98%
SIRC <sup>(1)</sup>	Philippines	Mining	99.98%	99.98%
PCSSC <sup>(1)</sup>	Philippines	Services	99.98%	99.98%
PIL <sup>(1)</sup>	Hong Kong	Marketing, Trading and Services	99.98%	99.98%
WHCL <sup>(1)</sup>	Hong Kong	Marketing, Trading and Services	99.98%	99.98%
FSLC <sup>(2)</sup>	Philippines	Landholdings	100.00%	60.00%
FSC <sup>(2)</sup>	Philippines	Manufacturing	100.00%	51.00%
SNPSI <sup>(3)</sup>	Philippines	Port Operations	64.03%	–
<i>Associates</i>				
SPNVI <sup>(4)</sup>	Philippines	Holding/Mining	0.47%	0.47%
SNPSI <sup>(3)</sup>	Philippines	Port Operations	–	40.05%

(1) Indirect ownership through PGMC.

(2) On November 9, 2021, FSC and FSLC became wholly-owned subsidiaries of the Parent Company when Huarong Asia Limited relinquished its interest in FSC and FSLC in favor of the Parent Company.

(3) On December 29, 2021, the Parent Company's equity interest in SNPSI increased from 40.05% to 64.03% as a result of the purchase of additional interest from Nectar Group Limited, an existing stockholder.

(4) This represents the ownership of the Company on SPNVI's all classes of outstanding shares, preferred and common. The Parent Company owns 37.5% of the outstanding shares of SPNVI with voting power.

The financial statements of the subsidiaries are prepared for the same reporting year as the Parent Company using uniform and consistent accounting policies. When necessary, adjustments are made to the stand-alone financial statements of subsidiaries to bring their accounting policies in line with the Group's accounting policies.

#### Changes in Accounting Policies and Disclosures

The accounting policies adopted are consistent with those of the previous financial year, except for the adoption of new standards effective starting January 1, 2022. The Group has not early adopted any standard, interpretation or amendment that has been issued but is not yet effective.

- *Amendments to PFRS 3, Reference to the Conceptual Framework*

The amendments are intended to replace a reference to the Framework for the Preparation and Presentation of Financial Statements, issued in 1989, with a reference to the Conceptual Framework for Financial Reporting issued in March 2018 without significantly changing its requirements. The amendments added an exception to the recognition principle of PFRS 3, *Business Combinations* to avoid the issue of potential "day 2" gains or losses arising for liabilities and contingent liabilities that would be within the scope of PAS 37, *Provisions, Contingent Liabilities and Contingent Assets* or Philippine-IFRIC 21, *Levies*, if incurred separately.

At the same time, the amendments add a new paragraph to PFRS 3 to clarify that contingent assets do not qualify for recognition at the acquisition date.

The amendments are applied prospectively. The amendments did not have any impact on the consolidated financial statements of the Group.

- *Amendments to PAS 16, Plant and Equipment: Proceeds before Intended Use*

The amendments prohibit entities deducting from the cost of an item of property, plant and equipment, any proceeds from selling items produced while bringing that asset to the location and condition necessary for it to be capable of operating in the manner intended by management. Instead, an entity recognizes the proceeds from selling such items, and the costs of producing those items, in profit or loss.

The amendment must be applied retrospectively to items of property, plant and equipment made available for use on or after the beginning of the earliest period presented when the entity first applies the amendment. The amendments did not have any impact on the consolidated financial statements of the Group.

- *Amendments to PAS 37, Onerous Contracts – Costs of Fulfilling a Contract*

The amendments specify which costs an entity needs to include when assessing whether a contract is onerous or loss-making. The amendments apply a "directly related cost approach". The costs that relate directly to a contract to provide goods or services include both incremental costs and an allocation of costs directly related to contract activities. General and administrative costs do not relate directly to a contract and are excluded unless they are explicitly chargeable to the counterparty under the contract.

The Group will apply these amendments to contracts for which it has not yet fulfilled all its obligations at the beginning of the annual reporting period in which it first applies the amendments. The amendments did not have any impact on the consolidated financial statements of the Group.

- *Annual Improvements to PFRSs 2018-2020 Cycle*

- *Amendments to PFRS 1, First-time Adoption of PFRS, Subsidiary as a first-time adopter*

The amendment permits a subsidiary that elects to apply paragraph D16(a) of PFRS 1 to measure cumulative translation differences using the amounts reported by the parent, based on the parent's date of transition to PFRS. This amendment is also applied to an associate or joint venture that elects to apply paragraph D16(a) of PFRS 1. The amendment is effective for annual reporting periods beginning on or after January 1, 2022 with earlier adoption permitted. The amendments did not have any impact on the consolidated financial statements of the Group.

- *Amendments to PFRS 9, Financial Instruments, Fees in the "10 percent" test for derecognition of financial liabilities*

The amendment clarifies the fees that an entity includes when assessing whether the terms of a new or modified financial liability are substantially different from the terms of the original financial liability. These fees include only

those paid or received between the borrower and the lender, including fees paid or received by either the borrower or lender on the other's behalf. An entity applies the amendment to financial liabilities that are modified or exchanged on or after the beginning of the annual reporting period in which the entity first applies the amendment. The amendment is effective for annual reporting periods beginning on or after January 1, 2022 with earlier adoption permitted. The Group will apply the amendments to financial liabilities that are modified or exchanged on or after the beginning of the annual reporting period in which the entity first applies the amendment. The amendments did not have any impact on the consolidated financial statements of the Group.

- Amendments to PAS 41, *Agriculture, Taxation in fair value measurements*  
The amendment removes the requirement in paragraph 22 of PAS 41 that entities exclude cash flows for taxation when measuring the fair value of assets within the scope of PAS 41. The Group applies the amendment prospectively to fair value measurements on or after the beginning of the first annual reporting period beginning on or after January 1, 2022 with earlier adoption permitted. The amendments did not have any impact on the consolidated financial statements of the Group.

#### Standards Issued but not yet Effective

Pronouncements issued but not yet effective are listed below. The Group intends to adopt the following pronouncements when they become effective. Adoption of these pronouncements is not expected to have a significant impact on the Group's consolidated financial statements [unless otherwise indicated].

#### *Effective beginning on or after January 1, 2023*

- Amendments to PAS 12, *Deferred Tax related to Assets and Liabilities arising from a Single Transaction*
- Amendments to PAS 8, *Definition of Accounting Estimates*
- Amendments to PAS 1 and PFRS Practice Statement 2, *Disclosure of Accounting Policies*

#### *Effective beginning on or after January 1, 2024*

- Amendments to PAS 1, *Classification of Liabilities as Current or Noncurrent*

#### *Effective beginning on or after January 1, 2025*

- PFRS 17, *Insurance Contracts*

#### *Deferred effectivity*

- Amendments to PFRS 10, *Consolidated Financial Statements*, and PAS 28, *Sale or Contribution of Assets between an Investor and its Associate or Joint Venture*

---

### **3. Significant Accounting Judgments, Estimates and Assumptions**

The preparation of the consolidated financial statements in accordance with PFRSs requires the Group to make judgments, estimates and assumptions that affect the reported amounts of assets, liabilities, income and expenses and disclosure of contingent assets and contingent liabilities. Future events may occur which will cause the judgments and assumptions used in arriving at the estimates to change. The effects of any changes in estimates are reflected in the unaudited interim consolidated financial statements as they become reasonably determinable.

Accounting judgments, estimates and assumptions are continually evaluated and are based on historical experience and other factors, including expectations of future events that are believed to be reasonable under the circumstances. However, actual outcomes can differ from these estimates.

#### Judgments

In the process of applying the Group's accounting policies, management has made judgments, apart from those involving estimations, which have the most significant effect on the amounts recognized in the unaudited interim consolidated financial statements.

Estimates and Assumptions

The Group based its assumptions and estimates on parameters available when the unaudited interim consolidated financial statements were prepared. Existing circumstances and assumptions about future developments, however, may change due to market changes or circumstances arising that are beyond the control of the Group. Such changes are reflected in the assumptions when they occur.

---

**4. Cash and Cash Equivalents**

Amount in thousands	March 31, 2022 (Unaudited)	December 31, 2021 (Audited)
Cash on hand	₱1,227	₱1,011
Cash with banks	3,037,532	3,748,037
Short-term cash investments	72,129	72,129
	<u>₱3,110,888</u>	<u>₱3,821,177</u>

---

**5. Trade and Other Receivables**

Amount in thousands	March 31, 2022 (Unaudited)	December 31, 2021 (Audited)
Trade	₱230,389	₱209,260
Advances to:		
Contractors	119,953	92,588
Officers, employees and others	11,407	27,212
	<u>361,749</u>	<u>329,060</u>
Less allowance for expected credit losses (ECL)	265,712	265,712
	<u>₱96,037</u>	<u>₱63,348</u>

There was no provision for ECL on trade and other receivables for the periods ended March 31, 2022 and 2021.

---

**6. Inventories**

Amount in thousands	March 31, 2022 (Unaudited)	December 31, 2021 (Audited)
Beneficiated nickel ore	₱281,425	₱186,372
Materials and supplies	78,740	83,098
	<u>₱360,165</u>	<u>₱269,470</u>

Beneficiated nickel ore was valued at cost while materials and supplies which consist of tires, spare parts, and fuel and lubricants were valued at net realizable value.

No provision for inventory losses was recognized for the periods ended March 31, 2022 and 2021. The balance of the allowance for inventory losses on materials and supplies amounted to ₱7.5 million as at March 31, 2022 and December 31, 2021.



## 7. Prepayments and Other Current Assets

Amount in thousands	March 31, 2022 (Unaudited)	December 31, 2021 (Audited)
Prepaid taxes and licenses	₱45,526	₱5,803
Prepaid insurance	21,949	18,610
Prepaid rent	12,638	13,131
Creditable withholding taxes (CWT)	3,684	3,684
Advances to suppliers	1,511	5,261
Others	4,809	3,656
	90,117	50,145
Less allowance for impairment losses	3,684	3,684
	<u>₱86,433</u>	<u>₱46,461</u>

No provision for impairment losses on other current assets was recognized in 2022 and 2021.

## 8. Property and Equipment

As at March 31, 2022 and December 31, 2021, property and equipment amounted to ₱3,737.2 million and ₱3,746.4 million, respectively. During the three-month period ended March 31, 2022 and 2021, the Group acquired assets with a cost of ₱79.4 million and ₱7.5 million, respectively, including construction in-progress.

Depreciation and depletion expenses for the three-month period ended March 31, 2022 and 2021 amounted to ₱85.7 million and ₱59.9 million, respectively. As at March 31, 2022 and December 31, 2021, total accumulated depreciation and depletion amounted to ₱3,007.2 million and ₱2,920.3 million, respectively. Depreciation and depletion expenses directly attributable to production amounting to ₱36.8 million and ₱26.4 million for the three months ended March 31, 2022 and 2021, respectively, were charged to beneficiated nickel ore inventory.

The property and equipment includes right-of-use assets amounted to ₱548.1 million and ₱567.9 million as at March 31, 2022 and December 31, 2021, respectively. As at March 31, 2022 and December 31, 2021, accumulated depreciation of the right-of-use assets amounted to ₱136.0 million and ₱115.3 million, respectively. Depreciation expense of right-of-use assets for the three-month period ended March 31, 2022 and 2021 amounted to ₱19.8 million and ₱7.3 million, respectively.

No property and equipment were pledged as at March 31, 2022 and December 31, 2020 except machineries and other equipment subject to chattel mortgage.

## 9. Investment in an Associate

As at March 31, 2022 and December 31, 2021, investment in an associate amounted to nil.

Details of investment in SPNVI are as follows:

Amount in thousands	March 31, 2022 (Unaudited)	December 31, 2021 (Audited)
Cost	₱300,000	₱300,000
Accumulated equity in net loss:		
Beginning balance	(300,000)	(300,000)
Share in loss	-	-
Ending balance	(300,000)	(300,000)
	<u>₱-</u>	<u>₱-</u>

SPNVI and subsidiaries incurred a net loss of ₱29.3 million and ₱10.0 million for the periods ended March 31, 2022 and 2021, respectively. The Group's share in the net loss of SPNVI from its deposits for future acquisition amounted to ₱11.0 million and ₱3.8 million for the periods ended March 31, 2022 and 2021, respectively. As at March 31, 2022 and December 31, 2021, the Group's accumulated share in net loss of SPNVI charged to its net investment in SPNVI are as follows:

Amount in thousands	March 31, 2022 (Unaudited)	December 31, 2021 (Audited)
Share in net loss charged to:		
Investment in an associate	₱300	₱300
Deposits for future acquisition	57,044	46,050
	₱57,344	₱46,350

#### SNPSI

On December 19, 2019, the Group acquired 40.05% interest in SNPSI and accounted for the investment using the equity method. On December 29, 2021, the Group increased to 64.03% its ownership interest in SNPSI and SNPSI became a subsidiary as at December 31, 2021.

SNPSI incurred a net loss of ₱6.2 million for the period ended March 31, 2021. The Group's share in the net loss amounted to ₱2.5 million for the period ended March 31, 2021.

The Group recognized total share in net loss of investment in associates amounting to ₱11.0 million and ₱6.3 million for the periods ended March 31, 2022 and 2021, respectively.

---

## 10. Mining Rights

Amount in thousands	March 31, 2022 (Unaudited)	December 31, 2021 (Audited)
Cost	₱396,500	₱396,500
Accumulated amortization:		
Beginning balance	270,921	259,675
Amortization	–	11,246
Ending balance	270,921	270,921
Net book value	₱125,579	₱125,579

No provision for impairment losses on mining rights was recognized for the periods ended March 31, 2022 and 2021.

---

## 11. Mine Exploration Costs

Amount in thousands	March 31, 2022 (Unaudited)	December 31, 2021 (Audited)
Beginning balance	₱147,299	₱241,361
Exploration expenditures incurred	–	21,735
Reclassification	–	(115,797)
Ending balance	₱	₱147,299

The Group operates CAGA 1, 2, 3 and 4 areas. CAGA 5, 6, 7 and limestone areas are still under exploration and evaluation phase.

## 12. Other Noncurrent Assets

Amount in thousands	March 31, 2022 (Unaudited)	December 31, 2021 (Audited)
Mine rehabilitation fund (MRF)	₱318,116	₱317,765
Advances to suppliers	166,806	123,638
Input VAT	220,112	213,894
Restricted cash	78,286	77,176
Intangible asset	32,033	32,838
Security deposits	19,711	19,474
Computer software	4,231	4,454
Financial asset at FVOCI	4,175	3,290
Others	29,595	31,052
	873,065	823,581
Less allowance for impairment losses	206,071	206,071
	₱666,994	₱617,510

### *Financial Asset at FVOCI*

There was no disposal of shares for the periods ended March 31, 2022 and 2021 and the shares are valued based on the exit market price amounting to ₱0.99 and ₱0.78 per share as at March 31, 2022 and December 31, 2021, respectively.

Movements in the “Fair value reserve of financial asset at FVOCI” are as follows:

Amount in thousands	March 31, 2022 (Unaudited)	December 31, 2021 (Audited)
Beginning balance	₱5,565	₱5,481
Fair value reserve	(885)	84
Ending balance	₱4,680	₱5,565

No dividend income was earned by the Group for the periods ended March 31, 2022 and 2021 from the financial asset at FVOCI.

Movements in the allowance for impairment losses on other noncurrent assets are as follows:

Amount in thousands	March 31, 2022 (Unaudited)	December 31, 2021 (Audited)
Beginning balance	₱206,071	₱202,180
Provision for impairment losses	–	3,891
Ending balance	₱206,071	₱206,071

## 13. Trade and Other Payables

Amount in thousands	March 31, 2022 (Unaudited)	December 31, 2021 (Audited)
Trade	₱111,321	₱151,379
Contract liabilities	552,189	414,824
Dividends payable	20,238	21,562
Accrued expenses and taxes	21,944	83,528
Nontrade	29,635	30,426
Interest payables	510	5,662
	₱735,837	₱707,381

#### 14. Loans Payable

Amount in thousands	March 31, 2022 (Unaudited)	December 31, 2021 (Audited)
Long term and short term loans:		
Taiwan Cooperative Bank Manila Offshore Banking Branch (TCB)	₱779,400	₱761,610
Bank of Commerce (BOC)	35,119	47,766
UnionBank of the Philippines (UBP)	89,880	89,880
<b>Total</b>	<b>904,399</b>	<b>899,256</b>
Less current portion:		
TCB	97,425	95,201
BOC	35,119	47,766
UBP	89,880	89,880
<b>Loans payable - current portion</b>	<b>222,424</b>	<b>247,109</b>
<b>Noncurrent portion</b>	<b>₱681,975</b>	<b>₱652,147</b>

Movements in the carrying value of loans payable are as follows:

Amount in thousands	March 31, 2022 (Unaudited)	December 31, 2021 (Audited)
Beginning balance	₱899,256	₱460,487
Availments	–	892,776
Payments	(12,647)	(460,487)
Effect of changes in foreign currency exchange rates	17,790	6,480
<b>Ending balance</b>	<b>₱904,399</b>	<b>₱899,256</b>

##### Long term loans

Taiwan Cooperative Bank Manila Offshore Banking Branch (TCB)

On July 29, 2021, the Group was granted by TCB through PGMCO an Omnibus Line for Loan Facility in the aggregate principal amount not exceeding US\$15.0 million for general corporate purposes. The Omnibus Line is comprised of Revolving loan amounting to US\$5.0 million and Term loan amounting to US\$15.0 million with the following terms:

- Revolving loan shall be repaid at the maturity date of each loan but the tenor shall not exceed 180 days
- Term loan shall be repaid in four semi-annual installment repayments. First installment commences on the date falling 18 months from the first drawdown date as follows:

Months from the first drawdown date	Repayment installment from outstanding principal at the end of availability period (%)
18	12.50%
24	12.50%
30	12.50%
36	62.50%

The interest shall be payable quarterly in arrears. The interest rate for the loan is the aggregate of the reference rate plus spread of 3.25% per annum. The reference rate is the applicable London Interbank Offered Rates (LIBOR) displayed on the Bloomberg and Reuters' page for three (3) month yield as of approximately 11:15 am on the interest rate setting date as stated in the loan agreement.

The other conditions of the agreement are as follows:

- a. The Group shall maintain a waterfall account with TCB wherein all amounts collected from the buyers of nickel ore shall be deposited.
- b. The security required by TCB shall consist of only three (3) kinds, as follows:
  - i. Accounts receivables from PGMC's customers or clients or Import letters of credit (LC) issued in favor of PGMC by its customers and clients. Provided, that the aggregate value, in combination, shall at least twice (2x) the amount of the actual drawdown
  - ii. Demand Deposit Account which shall be opened and set-up by the collateral provider acceptable to TCB (in this case PGMC International Limited) amounting to at least 10% of the drawdown. The amount in said account maybe reduced proportionately as PGMC pays the principal and its interest by express agreement of TCB and PGMC.
  - iv. Guarantee issued by any individual, juridical person such as corporations or any combination thereof that is acceptable to TCB.
- c. TCB is irrevocably appointed as the collecting agent for the account receivables from PGMC's export orders of nickel ore and as a collecting and advising bank for the import LC opened by the buyers of the nickel ore of PGMC. All the amount collected by TCB shall be deposited in the Waterfall Account of PGMC.
- d. The Group may, at its option, prepay the loan in part or in full, together with accrued interest thereon.
- e. If the Group fails to make payment when due of any sum (whether at the stated maturity, by acceleration or otherwise), the Group shall pay penalty on such past due and unpaid amount/s at the rate of 18% per annum, in addition to the interest rate from due date until the date of payment in full. The penalty shall be payable from time to time and upon demand by the bank.

On July 30, 2021, the Group made a drawdown amounting to US\$15.0 million of the loan.

Interest expense related to the TCB loan amounted to ₱7.6 million and ₱4.7 million for the periods ended March 31, 2022 and 2021, respectively.

#### Bank of Commerce (BOC)

On May 10, 2017, the Group through SNPSI entered into a loan agreement with BOC to acquire additional financing to support the construction of Phase 1 of the dry bulk terminal facilities in Mariveles, Bataan. Repayments of the loan will be in equal semi-annual installments for five (5) years and bear an annual interest rate ranging from 7.12% to 7.21% per annum.

The loan is secured by SNPSI's shares of stock as collateral and a continuing suretyship from Seasia Logistics Philippines, Inc. Part of the agreement states that SNPSI shall not participate in or enter into any merger or consolidation, sell, lease mortgage or otherwise dispose of all or substantially all of its assets and voluntarily suspend its business operations or dissolve its affairs, and declare or pay dividends to its shareholders (other than dividends payable solely in shares of capital stock) if payment of any sum due to BOC is in arrears.

Interest expense related to the BOC loan amounted to ₱0.6 million for the period ended March 31, 2022.

#### SBM Leasing

On July 5, 2019, the Group through PGMC availed long-term loan from SBM Leasing for the acquisition of transportation equipment. The loans are payable within two (2) years and bear an annual interest rate of 9.50% per annum. On July 15, 2021, the SBM Leasing term loan was fully paid.

#### Short term loans

##### BDO

The Group is granted annually by BDO a revolving US\$20.0 million Export Packing Credit Line for working capital purposes. No drawdowns were made for the periods ended March 31, 2022 and 2021.

##### UnionBank of the Philippines (UBP)

On May 20, 2021 and June 10, 2021, the Group through SNPSI entered into short-term loans for ₱50.0 million and ₱40.0 million, respectively. These are payable in one (1) year, bear an annual interest rate of 6.50% per annum and are intended for working capital purposes. Interest expense related to the UBP loan amounted to ₱1.5 million for the period ended March 31, 2022.

Chattel mortgage loans

In 2019, the Group availed two (2) chattel mortgage loans from Caterpillar Financial Services Philippines Inc. (CFSPI) for the acquisition of transportation equipment. The loans are payable within two (2) years at interest rates ranging from 5.97% to 6.31% per annum and payable in monthly installments. On July 20, 2021, the CFSPI chattel mortgage loan was fully paid.

The Group has complied with the terms of the loans as at March 31, 2022 and December 31, 2021.

---

**15. Provision for Mine Rehabilitation and Decommissioning**

The Group records the present value of estimated costs of legal and constructive obligations required to restore operating locations in the period in which the obligation is incurred. The nature of these restoration activities includes dismantling and demolition of infrastructures, removal of residual materials and remediation of disturbed areas.

Amount in thousands	March 31, 2022 (Unaudited)	December 31, 2021 (Audited)
Beginning balance	₱305,414	₱328,601
Accretion interest	2,809	8,170
Effect of change in estimate	–	(31,357)
Ending balance	₱308,223	₱305,414

---

**16. Retirement Obligation**

The GFNI Group of Companies Multiemployer Retirement Plan (the Retirement Plan) is jointly established by PGMC, PCSSC, INC and the Parent Company, and other affiliate companies that may adopt the said plan. The Retirement Plan is a non-contributory defined benefit retirement plan covering all of the Group's regular employees effective January 1, 2018.

The funding of the Retirement Plan shall be determined by the actuarial advisor and payment of the benefits thereunder shall be provided through the medium of a fund held by the Trustee Bank under the Trust Agreement.

There was no plan termination, curtailment or settlement as at March 31, 2022 and December 31, 2021.

The latest actuarial valuation report of the retirement plan is as at December 31, 2021.

As at March 31, 2022, the Group's contribution to the pension fund amounted to ₱5.7 million. The Group does not currently employ any asset-liability matching.

As at March 31, 2022 and December 31, 2021, the retirement plan asset, net of retirement obligation, amounted to ₱31.0 million and ₱28.4 million, respectively. The retirement benefits costs amounted to ₱3.5 million and ₱2.6 million for the three months period ended March 31, 2022 and 2021, respectively. The interest cost on retirement obligation amounted to ₱1.0 million for the three months period ended March 31, 2022 and 2021. The interest income on plan assets amounted to ₱1.3 million and ₱0.8 million for the three months period ended March 31, 2022 and 2021, respectively.

---

**17. Other Noncurrent Liabilities**

Amount in thousands	March 31, 2022 (Unaudited)	December 31, 2021 (Audited)
Previous stockholders of Celestial Nickel Mining Exploration Corporation (CNMEC)	₱356,402	₱356,402
Brookes Nickel Ventures, Inc. (BNVI)	165,566	165,566
	₱521,968	₱521,968

## 18. Leases

The Group has lease contracts for various properties and equipment used in its operations and office spaces. Leases of office spaces generally have lease terms between three (3) and thirteen (13) years while the equipment has a lease term of two (2) years. The Group's obligations under its leases are secured by the lessor's title to the leased assets. Generally, the Group is restricted from assigning and subleasing the leased assets without approval of lessor.

The Group also has certain lease of office spaces and machineries and equipment with lease terms of twelve (12) months or less. The Group applies the "short-term lease" recognition exemptions for these leases.

The lease liabilities as at at March 31, 2022 and December 31, 2021, discounted using incremental borrowing rate are as follows:

Amount in thousands	March 31, 2022 (Unaudited)	December 31, 2021 (Audited)
Lease liabilities	₱495,580	₱506,968
Less current portion	73,708	64,725
Noncurrent portion	₱421,872	₱442,243

The rollforward analysis of lease liabilities follows:

Amount in thousands	March 31, 2022 (Unaudited)	December 31, 2021 (Audited)
Beginning balance	₱506,968	₱94,081
Interest expense	6,130	22,103
Payments	(17,518)	(101,551)
Additions	-	492,335
Ending balance	₱495,580	₱506,968

## 19. Equity

### Capital Stock

The Parent Company has 11,957,161,906 authorized shares at ₱1.05 par value as at March 31, 2022 and December 31, 2021. Out of the total authorized shares of the Parent Company, 6,072,357,151 shares are issued amounting to ₱6,375,975 as at March 31, 2022 and December 31, 2021.

The Parent Company has only one (1) class of common shares which do not carry any right to fixed income.

### NCI

#### **March 31, 2022**

	SNPSI	PGMC	Total
Percentage of ownership	35.97%	0.02%	
Issuance of capital stock and acquisition	356,639	446	357,085
Retained earnings, beginning	-	211	211
Total comprehensive income			
attributable to NCI	(3,198)	(35)	(3,233)
Cash dividend	-	-	-
<b>Total</b>	<b>353,441</b>	<b>622</b>	<b>354,063</b>



December 31, 2021

	SNPSI	PGMC	Total
Percentage of ownership	35.97%	0.02%	
Acquisition of SNPSI	356,639	-	356,639
Issuance of capital stock	-	446	446
Retained earnings, beginning	-	59	59
Total comprehensive income			
attributable to NCI	-	406	406
Cash dividend	-	(254)	(254)
<b>Total</b>	<b>356,639</b>	<b>657</b>	<b>357,296</b>

#### Treasury Stock

The Parent Company has 872,484,322 shares amounting to ₱1,946.0 million and 862,044,322 shares amounting to ₱1,912.8 million in treasury as at March 31, 2022 and December 31, 2021, respectively.

For the periods ended March 31, 2022 and 2021, the Parent Company purchased a total of 10,440,000 common shares and 126,862,000 common shares at an average price of ₱3.18 per share and ₱2.90 per share, respectively.

## 20. Earnings Per Share

The following reflects the income and share data used in the earnings (loss) per share computation for the three months period ended March 31:

	2022	2021
	(Unaudited)	
Net loss attributable to equity holders of the Parent Company (amounts in thousands)	(₱194,926)	(₱93,153)
Number of shares:		
Common shares outstanding at beginning of the year	5,210,312,829	5,337,174,829
Effect of buyback during the period	(8,521,484)	(47,038,719)
Adjusted weighted average number of common shares outstanding	5,201,791,345	5,290,136,110
Basic/Diluted Earnings (Loss) per Share	(₱0.0375)	(₱0.0176)

As at March 31, 2022 and 2021, there are no potentially dilutive common shares.

## 21. Cost of Sales

Amount in thousands	For the three months period ended March 31	
	2022	2021
	(Unaudited)	
Contract hire and others	₱11,336	₱21,786
Depreciation and depletion	11,745	13,509
Fuel, oil and lubricants	1,952	1,574
Personnel costs (see Note 24)	1,643	5,418
Others	2,843	5,183
	<b>₱29,519</b>	<b>₱47,470</b>

## 22. General and Administrative

Amount in thousands	For the three months period ended March 31	
	2022	2021
	(Unaudited)	
Personnel costs (see Note 24)	₱56,154	₱52,355
Depreciation	38,480	21,349
Taxes and licenses	29,864	31,143
Outside services	20,192	15,992
Marketing and entertainment	12,435	11,677
Consultancy fees	10,918	10,595
Repairs and maintenance	9,093	3,208
Office supplies	4,003	3,832
Fuel, oil and lubricants	3,329	1,550
Travel and transportation	3,405	2,089
Membership and subscription	2,214	1,519
Communication	1,269	895
Rentals	342	421
Other charges	6,947	10,061
	₱198,645	₱166,686

## 23. Shipping and Distribution

Amount in thousands	For the three months period ended March 31	
	2022	2021
	(Unaudited)	
Fuel, oil and lubricants	₱1,776	₱404
Personnel costs (see Note 24)	340	729
Repairs and maintenance and others	87	29
Supplies	52	752
Government fees	30	434
Barging charges	–	7,319
Stevedoring charges and shipping expenses	–	794
	₱2,285	₱10,461

## 24. Personnel Costs

Amount in thousands	For the three months period ended March 31	
	2022	2021
	(Unaudited)	
Salaries and wages	₱51,090	₱53,170
Retirement benefits costs	1,041	1,369
Other employee benefits	6,006	3,963
	₱58,137	₱58,502

Other employee benefits are composed of various benefits given to employees that are individually immaterial.

The personnel costs were distributed as follows:

Amount in thousands	For the three months period ended March 31	
	2022	2021
	(Unaudited)	
Cost of sales (see Note 21)	₱1,643	₱5,418
General and administrative (see Note 22)	56,154	52,355
Shipping and distribution (see Note 23)	340	729
	<u>₱58,137</u>	<u>₱58,502</u>

## 25. Finance Costs

Amount in thousands	For the three months period ended March 31	
	2022	2021
	(Unaudited)	
Interest expense	₱22,785	₱7,045
Accretion interest on provision for mine rehabilitation and decommissioning	2,809	2,042
Bank charges	186	444
	<u>₱25,780</u>	<u>₱9,531</u>

## 26. Related Party Disclosures

Set out below are the Group's transactions with related parties for the three-month period ended March 31, 2022 and 2021, including the corresponding assets and liabilities arising from the said transactions as at March 31, 2022 (Unaudited) and December 31, 2021 (Audited):

Amount in thousands	Category	Amount/Volume	Advances to related parties	Advances from related parties	Terms	Conditions
	<i>Stockholders</i>					
	March 31, 2022	₱41	₱1,867,426	₱9,070	On demand; noninterest-bearing; collectible or payable in cash	Secured; with guarantee
	December 31, 2021	₱-	₱1,867,385	₱9,070		
	<i>Affiliates with common officers, directors and stockholders</i>					
	March 31, 2022	267,539	1,072,869	227,800	On demand; noninterest-bearing; collectible or payable in cash	Secured; with guarantee
	December 31, 2021	294,742	805,330	226,791		
	<i>Associate</i>					
	March 31, 2022	-	91,799	-	On demand; noninterest-bearing; collectible in cash	Secured; with guarantee
	December 31, 2021	-	91,799	-		
	<b>Total</b>		<b>₱3,032,094</b>	<b>₱236,870</b>		
	<b>Total</b>		<b>₱2,764,514</b>	<b>₱235,861</b>		

The summary of significant transactions and account balances with related parties are as follows:

- a. PIL entered into ore supply sales agreements with PGMC for the purchase of nickel ore amounting to nil and ₱88.3 million for the periods ended March 31, 2022 and 2021, respectively.
- b. In the first quarter of 2022, PGMC entered into a seven-month Time Charter Agreement with PCSSC wherein the latter will render barging services to the former for a monthly charter fee amounting to ₱2.6 million per LCT, subject to renewal upon mutual agreement of the parties. The charter fee incurred amounted to nil and ₱4.7 million for the periods ended March 31, 2022 and 2021, respectively.
- c. Key management personnel are those persons having authority and responsibility for planning, directing and controlling the activities of the Group, directly or indirectly, including any director (whether executive or otherwise) of the Group. The compensation of the key management personnel of the Group for the three months period ended March 31, 2022 and 2021 amounted to ₱16.1 million.

---

## 27. Income Taxes

The components of the Group's net deferred income tax assets as at March 31, 2022 and December 31, 2021 follow:

Amount in thousands	2022	2021
	(Unaudited)	Audited
Deferred tax assets:		
Provision for mine rehabilitation and decommissioning	₱77,056	₱76,354
Allowance for impairment losses on trade and other receivables	66,428	66,428
Depreciation of right-of-use asset	23,450	18,778
Retirement obligation recognized in profit or loss	6,351	6,920
Accrued taxes	2,620	2,620
Net operating loss carry-over	37,664	2,298
Allowance for impairment losses on inventories	1,883	1,883
	<u>₱215,452</u>	<u>₱175,281</u>
Deferred tax liabilities:		
Undepleted asset retirement obligation	(₱33,593)	(₱33,593)
Unrealized foreign exchange gains - net	(2,073)	(6,519)
Currency translation adjustment recognized directly in OCI	(11,423)	(6,370)
Lease payments	(19,572)	(15,364)
Retirement obligation recognized directly in OCI	(14,568)	(14,568)
Rental income	(2,935)	(2,614)
	<u>(84,164)</u>	<u>(79,028)</u>
Deferred tax assets - net	<u>₱131,288</u>	<u>₱96,253</u>

The current provision for income tax represents special corporate income tax (5% tax on gross income) and regular corporate income tax for the three months ended March 31, 2022 and 2021, respectively. The Group has availed of the itemized deductions method in claiming its deductions for the three months ended March 31, 2022 and 2021.

---

## 28. Financial Instruments

The following methods and assumptions were used to estimate the fair value of each class of financial instruments for which it is practicable to estimate such values:

*Cash and cash equivalents, Trade receivables, and Advances to contractors under "Trade and other receivables" and Trade and other payables*

The carrying amounts of cash and cash equivalents, trade receivables, and advances to contractors under "Trade and other receivables" and trade and other payables approximate their fair values due to the short-term nature of these accounts.

*Restricted cash under "Other noncurrent assets"*

The carrying amounts approximate their fair values since these are restricted cash in banks which earn interest based on prevailing market rates repriced monthly.

*Financial asset at FVOCI under "Other noncurrent assets"*

The fair value of quoted equity instrument is determined by reference to the market closing quotes at the end of the reporting period.

*Advances to and from related parties and Payable to previous stockholders of CNMEC and BNVI under "Other noncurrent liabilities"*

Advances to and from related parties and payable to previous stockholders of CNMEC and BNVI do not have fixed repayment terms. As such, their carrying amounts approximate their fair values.

*Loans Payable*

The fair value of loans payable is estimated using the discounted cash flow methodology using the benchmark risk free rates for similar types of loans and borrowings, except for variable-rate borrowings which are repriced quarterly.

*Lease Liabilities*

The carrying amount of lease liabilities are carried at present value due to the long-term nature of the account. The fair value of lease liabilities was computed by discounting the expected cash flows within effective interest rate ranging from 2.5% to 7.3%. The computed fair value approximates its carrying amount.

Fair Value Hierarchy

As at March 31, 2022 and December 31, 2021, the Group's financial asset at FVOCI is classified under Level 1 and its loans payable and lease liabilities are classified under Level 3.

There were no transfers between levels of fair value measurement as at March 31, 2022 and December 31, 2021.

---

## 29. Operating Segment Information

Operating segments are components of the Group that engage in business activities from which they may earn revenues and incur expenses, whose operating results are regularly reviewed by the Group's chief operating decision maker (the BOD) to make decisions about how resources are to be allocated to the segment and assess their performances, and for which discrete financial information is available.

The Group's operating businesses are organized and managed separately according to the nature of the products and services provided, with each segment representing a strategic business unit that offers different products and serves different markets.

The Group conducts the majority of its business activities in the following areas:

- The mining segment is engaged in the exploration, mining and exporting of nickel saprolite and limonite ore;
- The services segment is engaged in the chartering out of LCTs by PCSSC to PGMC and port services rendered by SNPSI to its customers; and
- The manufacturing segment includes FSC which is engaged in the manufacturing of iron steel bars and FSLC which is engaged in holding the real properties of FSC.

The Group's core business is the sale of nickel ore to external customers which accounted for the Group's total revenue. Accordingly, the Group's mining segment operates in two (2) geographical locations, Philippines and Hong Kong. Noncurrent assets of the Group comprising property and equipment, deposits for future acquisition, mine exploration costs, mining rights, and other noncurrent assets are located in the Philippines and Hong Kong.

The Group has revenues from external customers as follows:

Amount in thousands	For the three months period ended March 31	
	2022	2021
Country of Domicile	(Unaudited)	
China	₱-	₱133,269
Local	39,904	-
	₱39,904	₱133,269

The revenue information above is based on the location of the customers. The local customers include SNPSI's revenue from Philecement Corporation, which is an Authority of the Freeport Area of Bataan (AFAB)-registered entity.

Financial information on the operation of the various business segments are as follows:

Amount in thousands	March 31, 2022 (Unaudited)					Total
	Mining	Services	Manufacturing	Elimination		
External customers	₱-	₱39,904	₱-	₱-	₱-	₱39,904
Intersegment revenues	-	-	-	-	-	-
Total revenues	-	39,904	-	-	-	39,904
Cost of sales	-	29,519	-	-	-	29,519
Excise taxes and royalties	-	-	-	-	-	-
Shipping and distribution	2,285	-	-	-	-	2,285
Segment operating earnings	(2,285)	10,385	-	-	-	8,100
General and administrative	160,148	35,991	2,506	-	-	198,645
Finance income	2,075	19	7	-	-	2,101
Finance costs	(17,790)	(7,990)	-	-	-	(25,780)
Share in net loss of investment in associates	(10,992)	-	-	-	-	(10,992)
Other charges - net	(12,669)	-	-	-	-	(12,669)
Provision for (benefit from) income tax	(40,282)	235	321	-	-	(39,726)
Net loss attributable to equity holders of GFNI	(₱161,492)	(₱30,614)	(₱2,820)	₱-	₱-	(₱194,926)
Segment assets	₱23,508,888	₱1,766,729	₱451,704	(₱12,173,601)	₱-	₱13,553,720
Deferred tax assets - net	143,984	5,019	(3,698)	(14,017)	₱-	131,288
Total assets	₱23,652,872	₱1,771,748	₱448,006	(₱12,187,618)	₱-	₱13,685,008
Segment liabilities	₱3,412,623	₱559,457	₱387,785	(₱1,076,601)	₱-	₱3,283,264
Capital expenditures	₱60,980	₱15,276	₱4,274	(₱1,102)	₱-	₱79,428
Depreciation and depletion	₱63,755	₱23,147	₱135	₱-	₱-	₱87,037

Amount in thousands	March 31, 2021 (Unaudited)					Total
	Mining	Services	Manufacturing	Elimination		
External customers	₱133,269	₱-	₱-	₱-	₱-	₱133,269
Intersegment revenues	88,271	4,734	-	(93,005)	-	-
Total revenues	221,540	4,734	-	(93,005)	-	133,269
Cost of sales	133,923	1,504	-	(87,957)	-	47,470
Excise taxes and royalties	13,316	-	-	-	-	13,316
Shipping and distribution	15,195	-	-	(4,734)	-	10,461
Segment operating earnings (loss)	59,106	3,230	-	(314)	-	62,022
General and administrative	(140,884)	(23,623)	(2,179)	-	-	(166,686)
Finance costs	(9,531)	-	-	-	-	(9,531)
Finance income	1,362	37	8	-	-	1,407
Share in net loss of investment in associates	(6,259)	-	-	-	-	(6,259)
Other income - net	4,427	-	-	314	-	4,741
Provision for (benefit from) income tax	(20,912)	32	341	-	-	(20,539)
Segment net loss	(70,867)	(20,388)	(2,512)	-	-	(93,767)
Net loss attributable to NCI	(17)	-	(597)	-	-	(614)
Segment net loss attributable to equity holders of GFNI	(₱70,850)	(₱20,388)	(₱1,915)	₱-	₱-	(₱93,153)
Segment assets	₱21,202,194	₱330,357	₱527,841	(₱11,198,564)	₱-	₱10,861,828
Deferred tax assets - net	149,541	27,594	(1,841)	-	-	175,294
Total assets	₱21,351,735	₱357,951	₱526,000	(₱11,198,564)	₱-	₱11,037,122
Segment liabilities	₱2,587,375	₱2,111	₱462,429	(₱673,719)	₱-	₱2,378,196
Capital expenditures	₱6,896	₱65	₱515	₱-	₱-	₱7,476
Depreciation and depletion	₱52,353	₱8,787	₱127	₱-	₱-	₱61,267

Amount in thousands	December 31, 2021 (Audited)				
	Mining	Services	Manufacturing	Elimination	Total
Segment assets	₱23,762,903	₱1,820,852	₱451,290	(₱12,233,779)	₱13,801,266
Deferred tax assets - net	103,703	4,891	(3,377)	(8,964)	96,253
Total assets	₱23,866,606	₱1,825,743	₱447,913	(₱12,242,743)	₱13,897,519
Segment liabilities	₱3,452,420	₱579,641	₱386,155	(₱1,137,861)	₱3,280,355
Capital expenditures	₱904,919	₱1,125,028	₱9,975	₱-	₱2,039,922